



US00D633816S

(12) **United States Design Patent**
Hoffman

(10) **Patent No.:** **US D633,816 S**

(45) **Date of Patent:** **** Mar. 8, 2011**

(54) **SET OF WRIST BANDS**

(76) Inventor: **Daniel Hoffman**, New York, NY (US)

(**) Term: **14 Years**

(21) Appl. No.: **29/342,072**

(22) Filed: **Aug. 18, 2009**

(51) **LOC (9) Cl.** **11-01**

(52) **U.S. Cl.** **D11/3**

(58) **Field of Classification Search** D11/1-5,
D11/26, 37; D5/1, 2, 56, 53, 63; 2/113;
D2/717, 604, 410; D14/489; D18/32; D20/11,
D20/22; D3/215; D29/120.1

See application file for complete search history.

(56) **References Cited**

U.S. PATENT DOCUMENTS

D280,250 S *	8/1985	Vacanti	D29/120.1
4,847,916 A *	7/1989	Winston	2/113
D441,517 S *	5/2001	Shaffer	D2/717
D454,433 S *	3/2002	Peter	D5/53
D472,054 S *	3/2003	Hungler et al.	D5/32
D480,220 S *	10/2003	Cheyne	D5/7
D499,887 S *	12/2004	Wong et al.	D5/53
D502,797 S *	3/2005	Montgomery et al.	D2/745
D532,613 S *	11/2006	Wu	D5/53
D561,416 S *	2/2008	Jackson et al.	D32/37
D611,255 S *	3/2010	Ko et al.	D5/56
D618,577 S *	6/2010	Takahashi	D11/37

D623,420 S * 9/2010 Mercer et al. D5/37

* cited by examiner

Primary Examiner—Cathron C Brooks

Assistant Examiner—Melanie Levy

(74) *Attorney, Agent, or Firm*—Sofer & Haroun, LLP

(57) **CLAIM**

I claim the ornamental design for a set of wrist bands, as shown and described.

DESCRIPTION

FIG. 1 is a front view of an upper surface pattern for a first wrist band of the set showing my design;

FIG. 2 is a front view of a lower surface pattern for a second wrist band of the set showing my design;

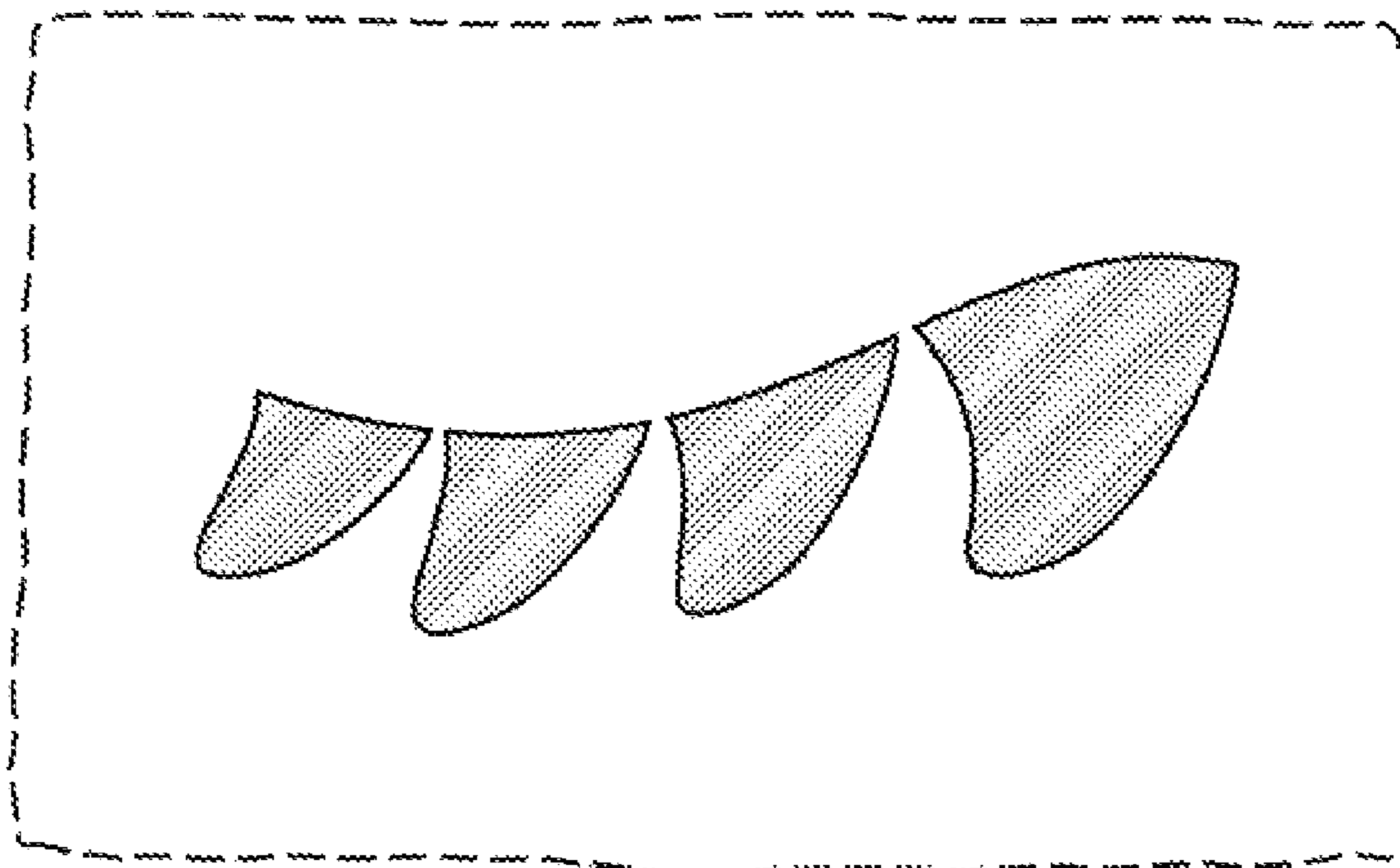
FIG. 3 is a perspective view of the upper surface pattern from FIG. 1 on an exemplary wrist band of the set showing my design;

FIG. 4 is a perspective view of the lower surface pattern from FIG. 2 on a second exemplary wrist band of the set showing my design; and,

FIG. 5 is a perspective view of the upper and lower wristbands shown as a set.

The broken line showing of wrist bands is for the purpose of illustrating the environment of the claimed surface pattern and forms no part of the claimed design.

1 Claim, 5 Drawing Sheets



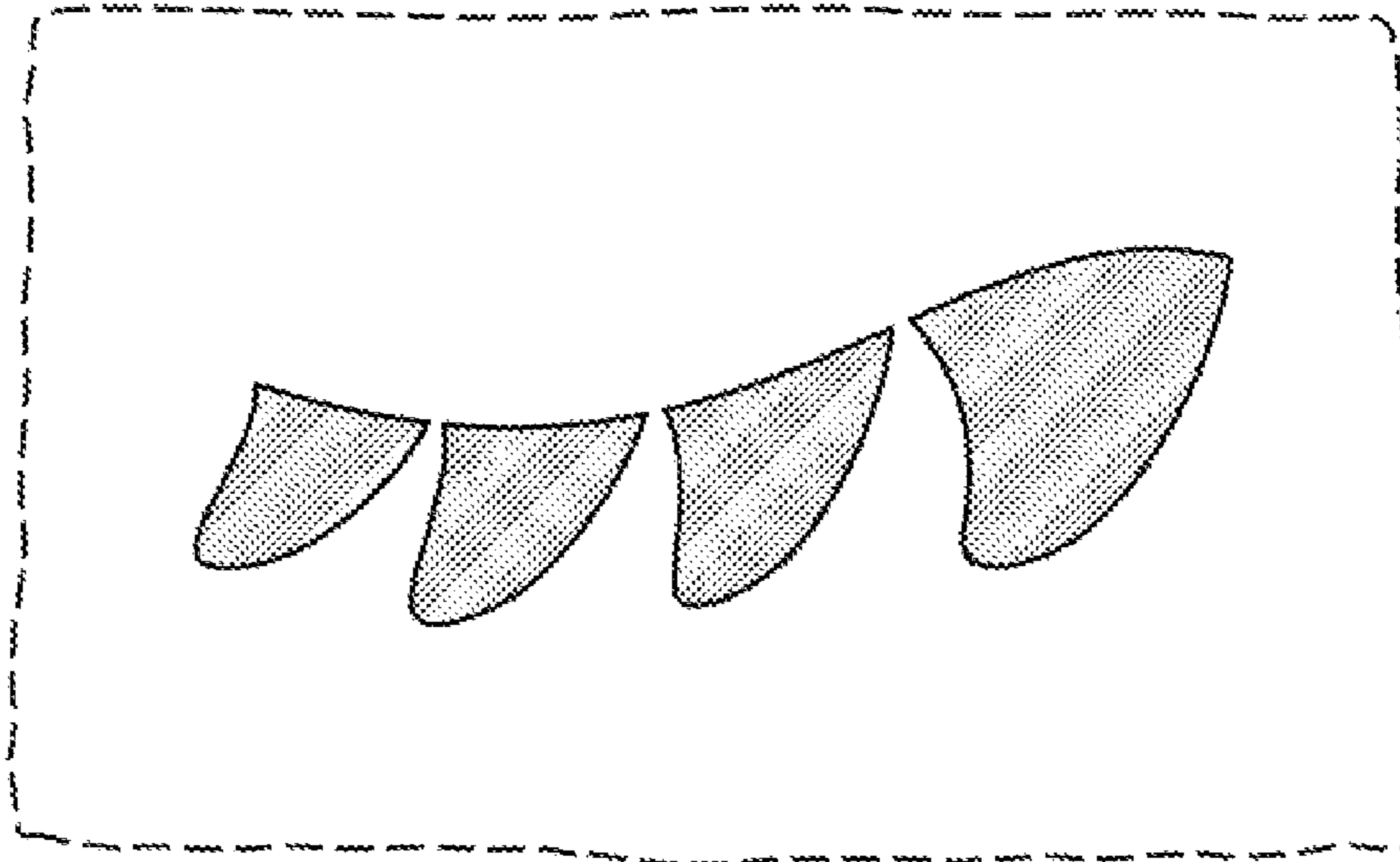


Figure 1

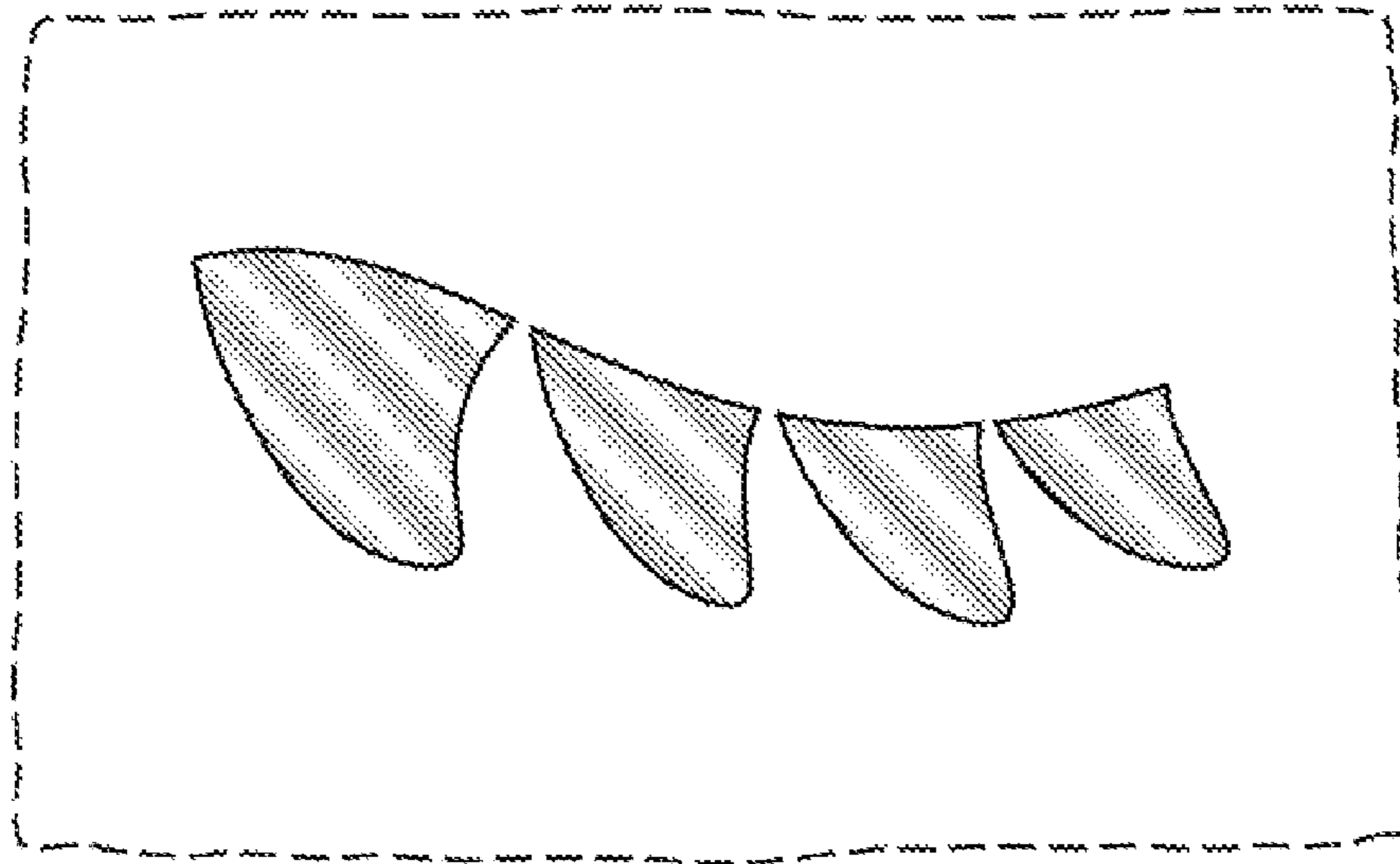


Figure 2

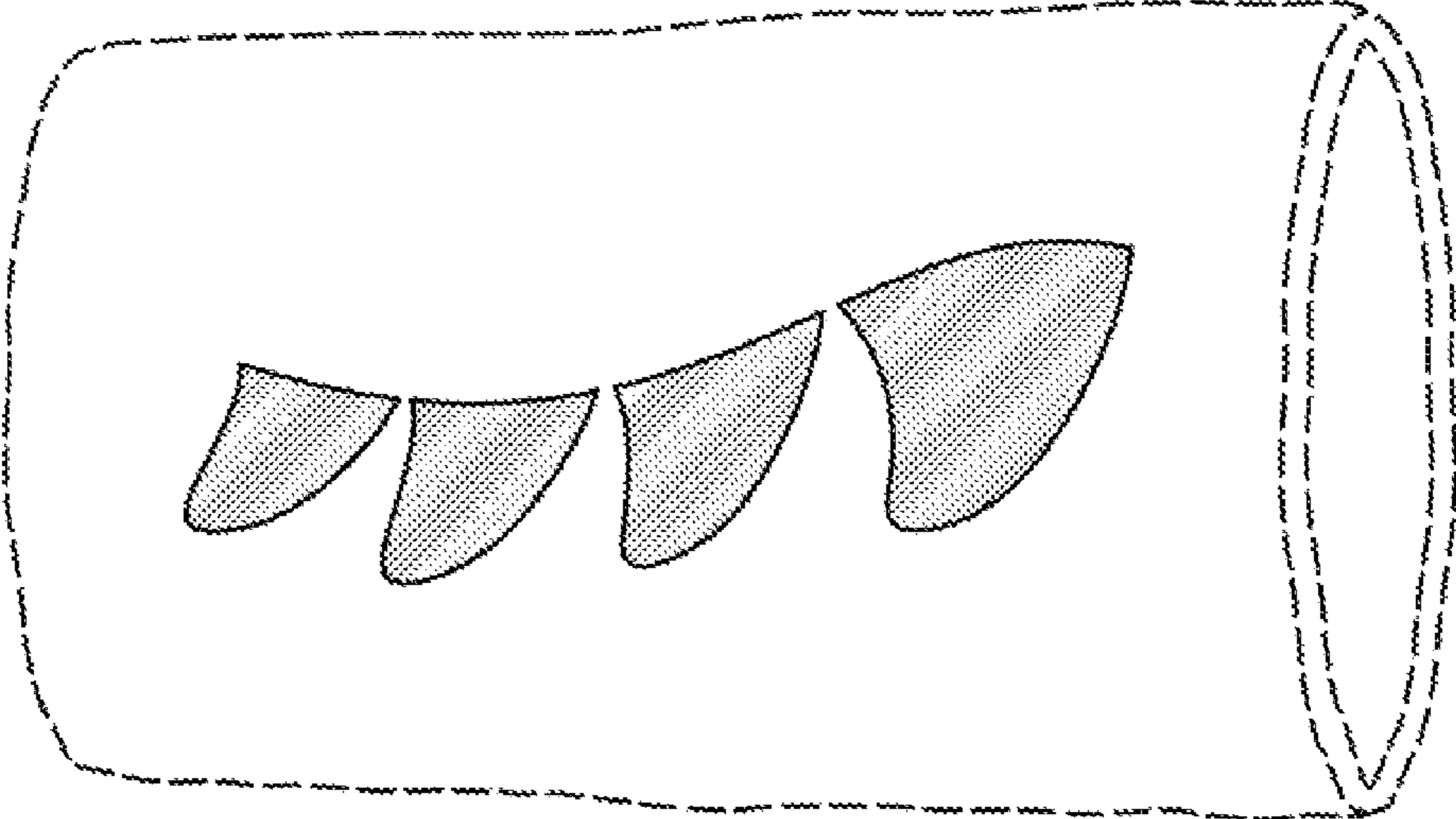


Figure 3

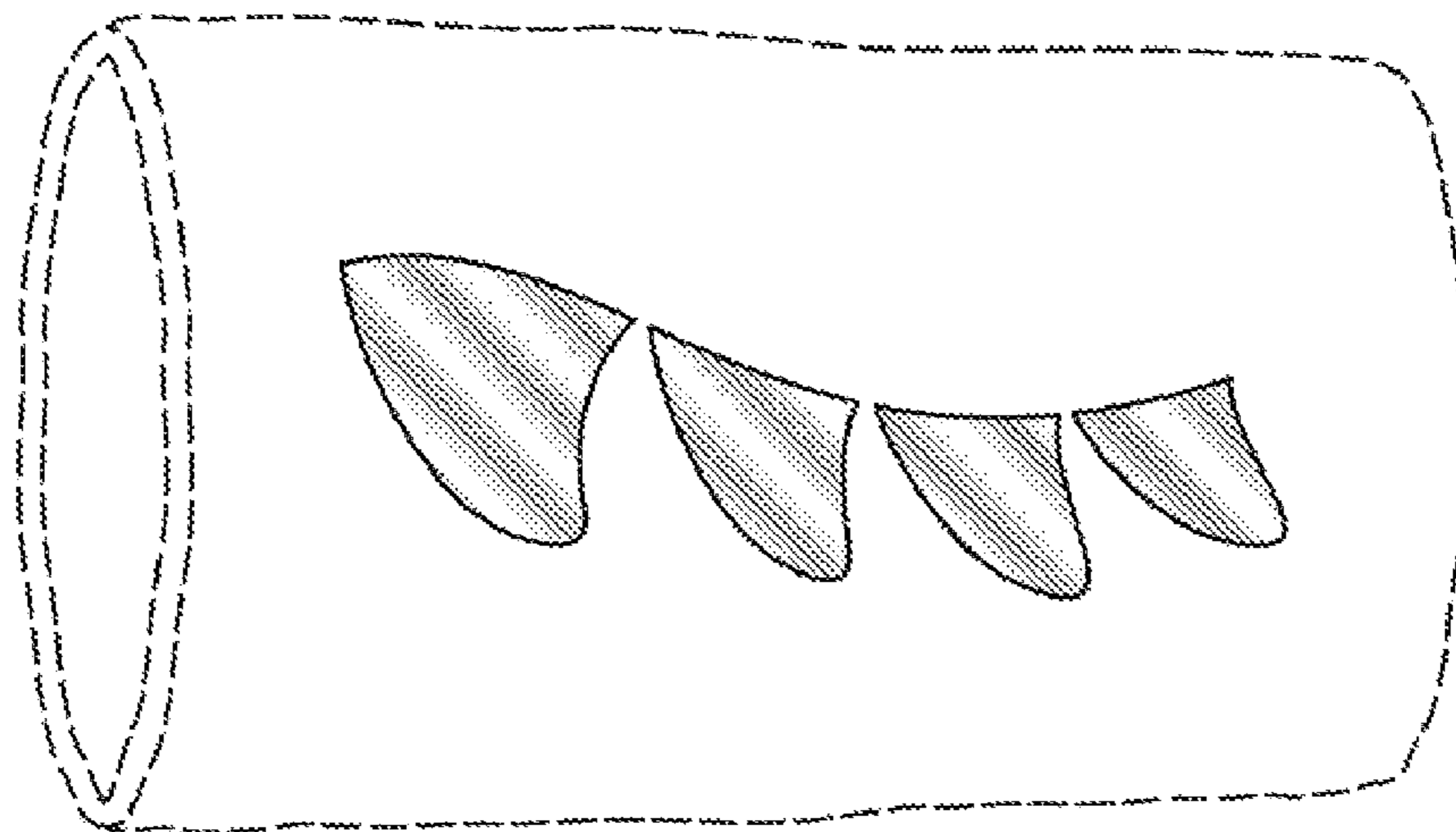


Figure 4




Figure 5