



US00D633790S

(12) **United States Design Patent**
Pontes

(10) **Patent No.:** **US D633,790 S**
(45) **Date of Patent:** **** Mar. 8, 2011**

(54) **PROTECTIVE SEAL FOR USE IN CANS OR THE LIKE FOR PACKAGING BEVERAGES OR THE LIKE**

3,112,838 A * 12/1963 Studer 215/256
3,128,004 A * 4/1964 Soffer 220/285
D198,235 S * 5/1964 Terwilliger D9/438
3,661,289 A * 5/1972 Segmuller 215/256

(75) Inventor: **Jacques Pontes**, São Paulo (BR)

(Continued)

(73) Assignee: **CBE-Companhia Brasileira de Embalagens S/A**, Sao Paulo (BR)

FOREIGN PATENT DOCUMENTS

DE 43 13 375 A1 11/1993

(**) Term: **14 Years**

(Continued)

(21) Appl. No.: **29/367,805**

OTHER PUBLICATIONS

(22) Filed: **Aug. 13, 2010**

U.S. Appl. No. 12/603,886; filed Oct. 22, 2009; In re: Pontes; entitled *Protective Seal Applied to a Beverage Can and a Process of Applying a Protective Seal to Beverage Cans After Canning the Beverage.*

(Continued)

Related U.S. Application Data

(63) Continuation of application No. 29/362,699, filed on May 28, 2010.

Primary Examiner—Susan Bennett Hattan

(30) **Foreign Application Priority Data**

(74) *Attorney, Agent, or Firm*—Alston & Bird LLP

Mar. 11, 2010 (BR) 0000911001304162

(57) **CLAIM**

(51) **LOC (9) Cl.** **09-07**

I claim the ornamental design for a protective seal for use in cans or the like for packaging beverages or the like, as shown and described.

(52) **U.S. Cl.** **D9/438; D9/435**

(58) **Field of Classification Search** D9/780, D9/778, 772, 763, 756, 556, 529, 518, 504, D9/503, 454, 450, 449, 447, 440, 438, 435, D9/434, 428, 425, 424; D7/584, 392.1; 229/123.1; 222/556; 220/906, 806, 716, 220/713, 711, 359.3, 359.1, 285, 273, 265, 220/259.2–259.4, 258.2, 257.1, 254.4; 215/256, 215/249, 232, 216; 206/530
See application file for complete search history.

DESCRIPTION

FIG. 1 is a first perspective view of a protective seal showing my new design;
FIG. 2 is a second perspective view thereof;
FIG. 3 a front elevation view thereof;
FIG. 4 is a right side elevation view thereof;
FIG. 5 is a rear elevation view thereof;
FIG. 6 is a left side elevation view thereof;
FIG. 7 is a top plan view thereof; and,
FIG. 8 is a bottom plan view thereof.

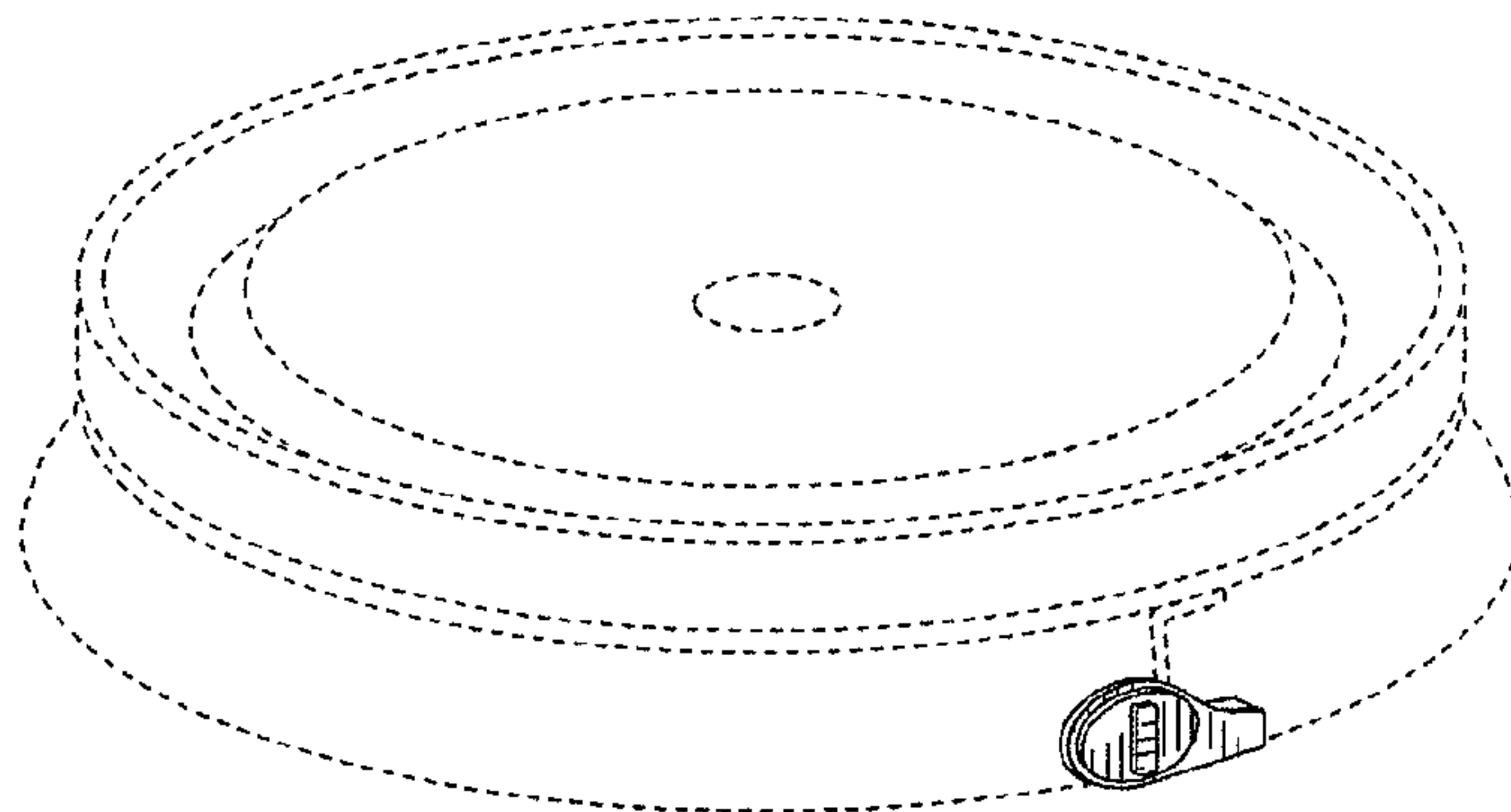
(56) **References Cited**

U.S. PATENT DOCUMENTS

D113,419 S * 2/1939 Fabrice D9/438
D113,420 S * 2/1939 Fabrice D9/438
3,013,687 A 12/1961 Gould
D192,539 S 4/1962 Terwilliger
3,073,472 A * 1/1963 Williams 215/256
D195,314 S * 5/1963 Williams D9/438
3,109,547 A * 11/1963 Wood 215/256

The broken lines are directed to environment and are for illustrative purposes only. The broken lines form no part of the claimed design.

1 Claim, 3 Drawing Sheets



US D633,790 S

Page 2

U.S. PATENT DOCUMENTS

3,661,292 A * 5/1972 Chappell 220/285
D244,065 S 4/1977 Daenen
4,066,182 A * 1/1978 Allen et al. 215/256
D248,216 S 6/1978 Allen et al.
D248,373 S * 7/1978 Allen D9/503
4,166,552 A 9/1979 Faulstich
4,199,071 A * 4/1980 D'Amico 215/256
D273,845 S * 5/1984 Dobias D9/438
D286,026 S 10/1986 Rayner
D291,971 S 9/1987 Smith
D305,735 S * 1/1990 Zinnbauer D9/438
5,139,163 A 8/1992 Diaz
5,213,224 A 5/1993 Luch
5,289,932 A * 3/1994 Dimeo et al. 215/349
5,346,088 A 9/1994 Brimo, II
D359,451 S 6/1995 Dees
D359,685 S 6/1995 Luch
5,452,818 A 9/1995 Yost
D381,906 S 8/1997 Bartsch
D389,058 S 1/1998 Landis
D407,645 S * 4/1999 Mogard D9/449
D410,843 S * 6/1999 Mogard D9/438
D415,420 S 10/1999 Chen
D419,447 S 1/2000 Molloy
D425,422 S 5/2000 David
6,073,797 A 6/2000 Barous
6,082,567 A 7/2000 Bietzer et al.
D436,862 S 1/2001 Witt et al.
D445,030 S 7/2001 Croft et al.
D445,687 S 7/2001 Gilbertson
D447,056 S 8/2001 Caserta
D448,291 S 9/2001 Melhede
D450,582 S * 11/2001 Adams et al. D9/438
D462,269 S 9/2002 Hunter et al.
6,443,323 B1 9/2002 DeRose
D468,002 S 12/2002 Steffan
D489,005 S 4/2004 Miceli et al.
D489,610 S 5/2004 Miceli et al.
D489,620 S 5/2004 Goodell et al.
D492,596 S 7/2004 Miceli et al.
D495,600 S 9/2004 Kouri

D501,793 S 2/2005 Carmichael et al.
D503,620 S 4/2005 Taylor
D504,066 S 4/2005 King
6,886,708 B2 * 5/2005 Kaufman et al. 220/257.1
D509,748 S 9/2005 Carmichael et al.
D512,636 S 12/2005 Pace
D515,429 S 2/2006 Pace
D517,408 S 3/2006 Gonzalez
D530,611 S * 10/2006 Nusbaum et al. D9/449
D534,799 S 1/2007 Henry et al.
D543,857 S 6/2007 Shu
D547,652 S 7/2007 Kerman et al.
D550,078 S 9/2007 Henry et al.
D554,508 S * 11/2007 YunFu D9/520
D555,490 S * 11/2007 Liu D9/549
D563,783 S * 3/2008 Fily et al. D9/439
D564,356 S 3/2008 Nickleberry
D576,877 S 9/2008 Alcamo et al.
D577,595 S * 9/2008 Lee D9/549
D584,613 S 1/2009 Yan et al.
D608,638 S 1/2010 Pontes
D609,091 S 2/2010 Dubach
D614,952 S 5/2010 Caserta
D623,060 S * 9/2010 Hassamanci D9/449
D625,190 S 10/2010 Pontes
2004/0011791 A1 * 1/2004 Oh 220/285
2009/0039051 A1 * 2/2009 Habitz et al. 215/256
2009/0320741 A1 12/2009 Pontes

FOREIGN PATENT DOCUMENTS

GR 1004381 B1 11/2003
JP 3148492 A 6/1991
MU 8301816-6 U 4/2005
MU 8303346-7 U 7/2005
MU 8501669-1 U 12/2005
WO WO-01/15990 A1 3/2001

OTHER PUBLICATIONS

U.S. Appl. No. 29/345,589; filed Oct. 19, 2009; In re: Ponte; entitled *Configuration Applied to a Protective Seal for Use in Cans or the Like for Packaging Beverages or the Like*.

* cited by examiner

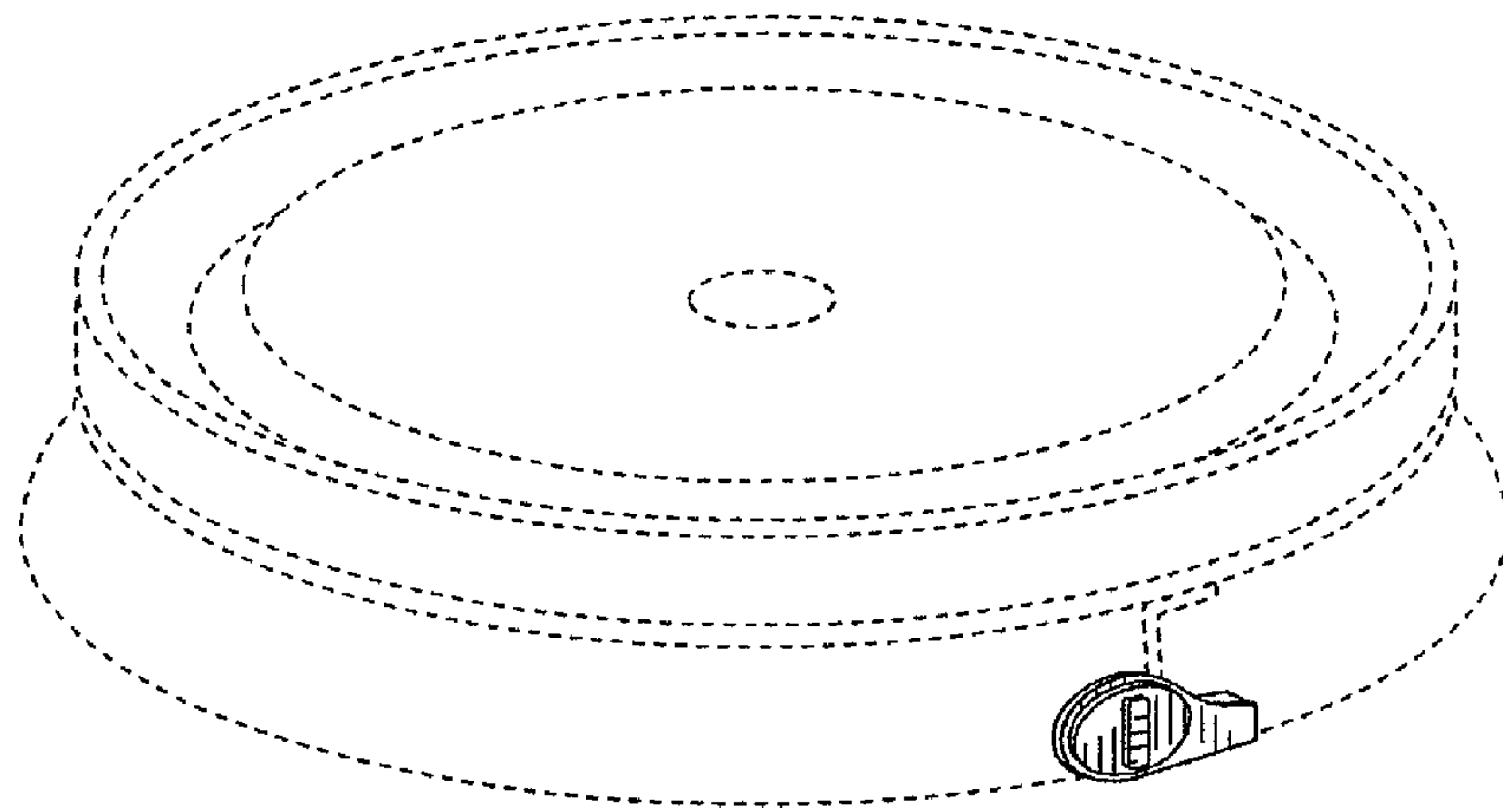


FIG. 1

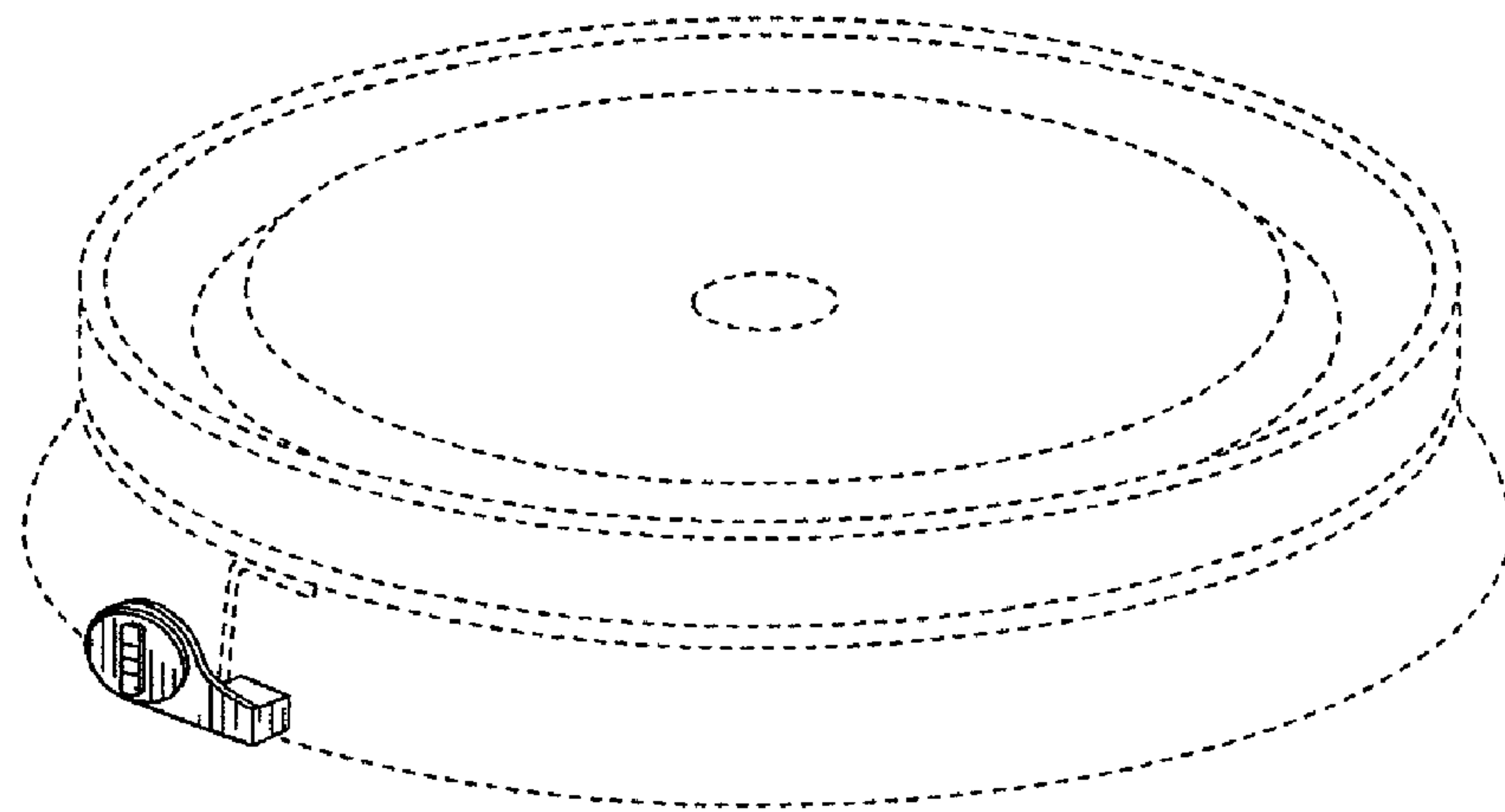


FIG. 2

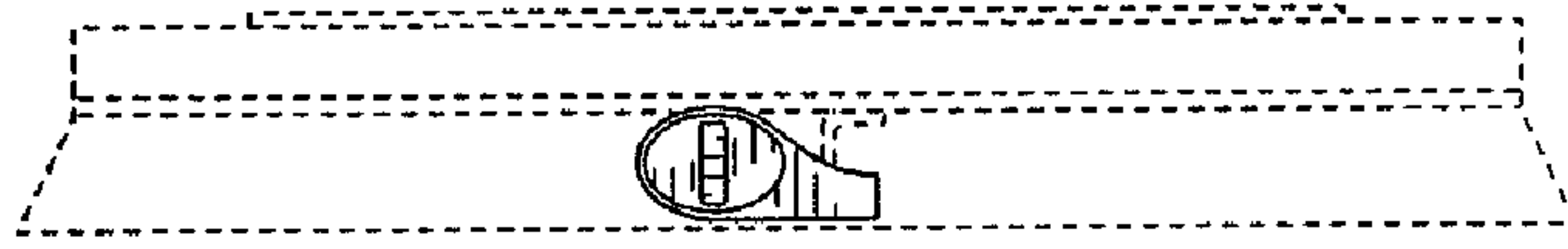


FIG. 3

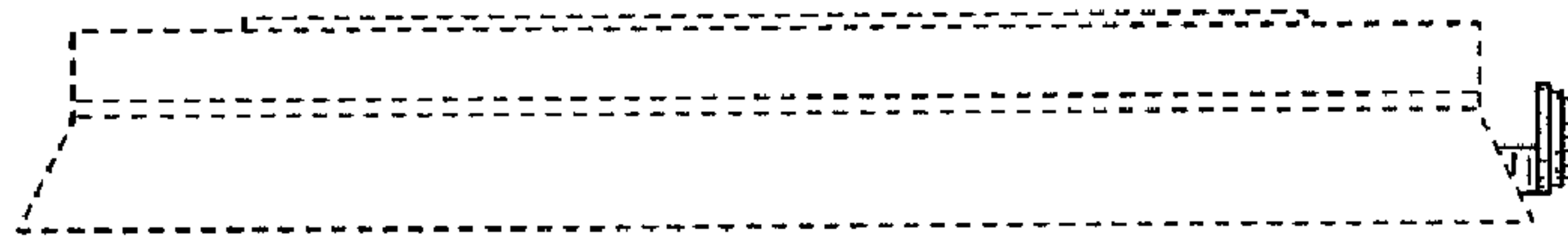


FIG. 4




FIG. 5




FIG. 6

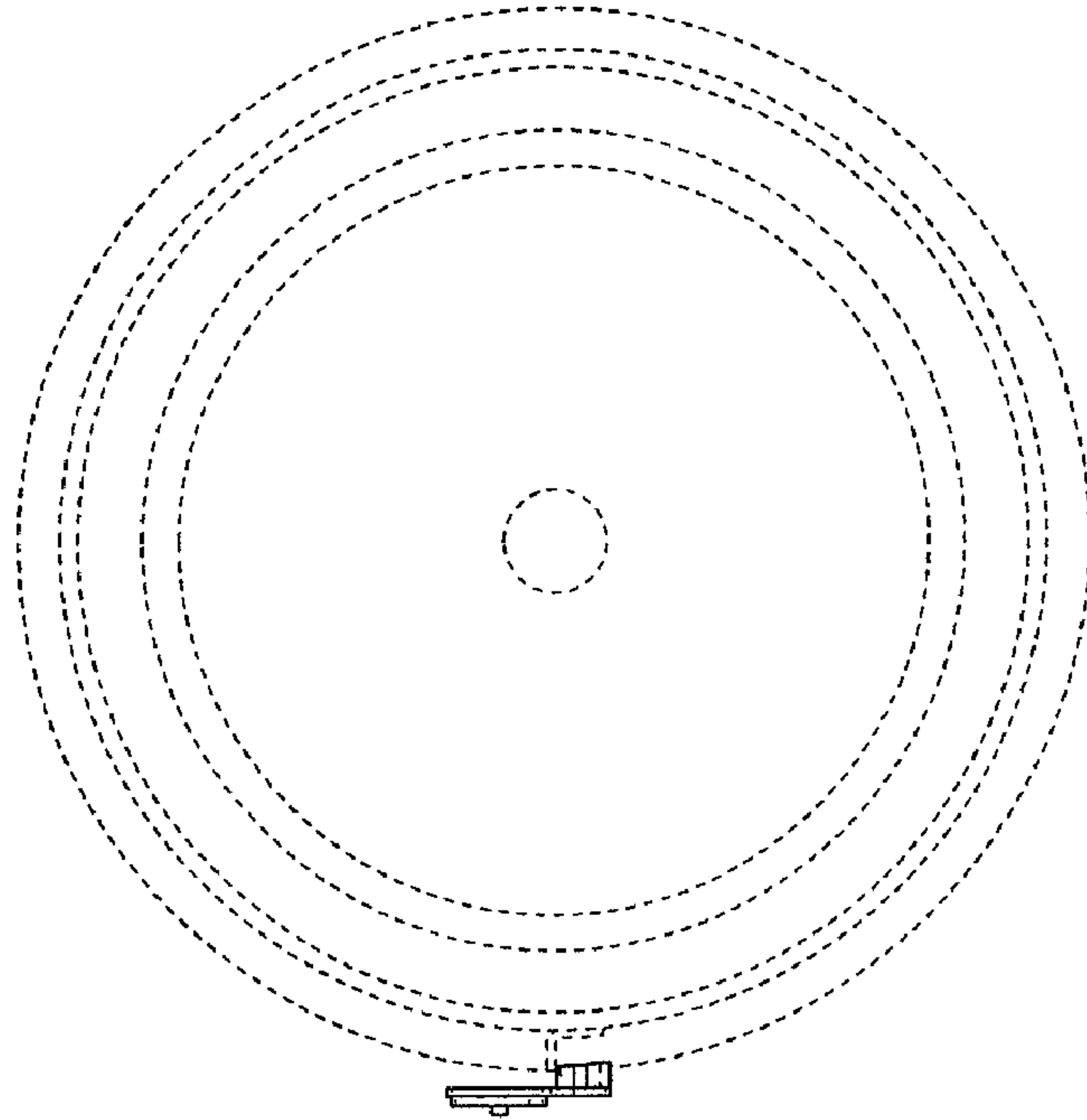


FIG. 7

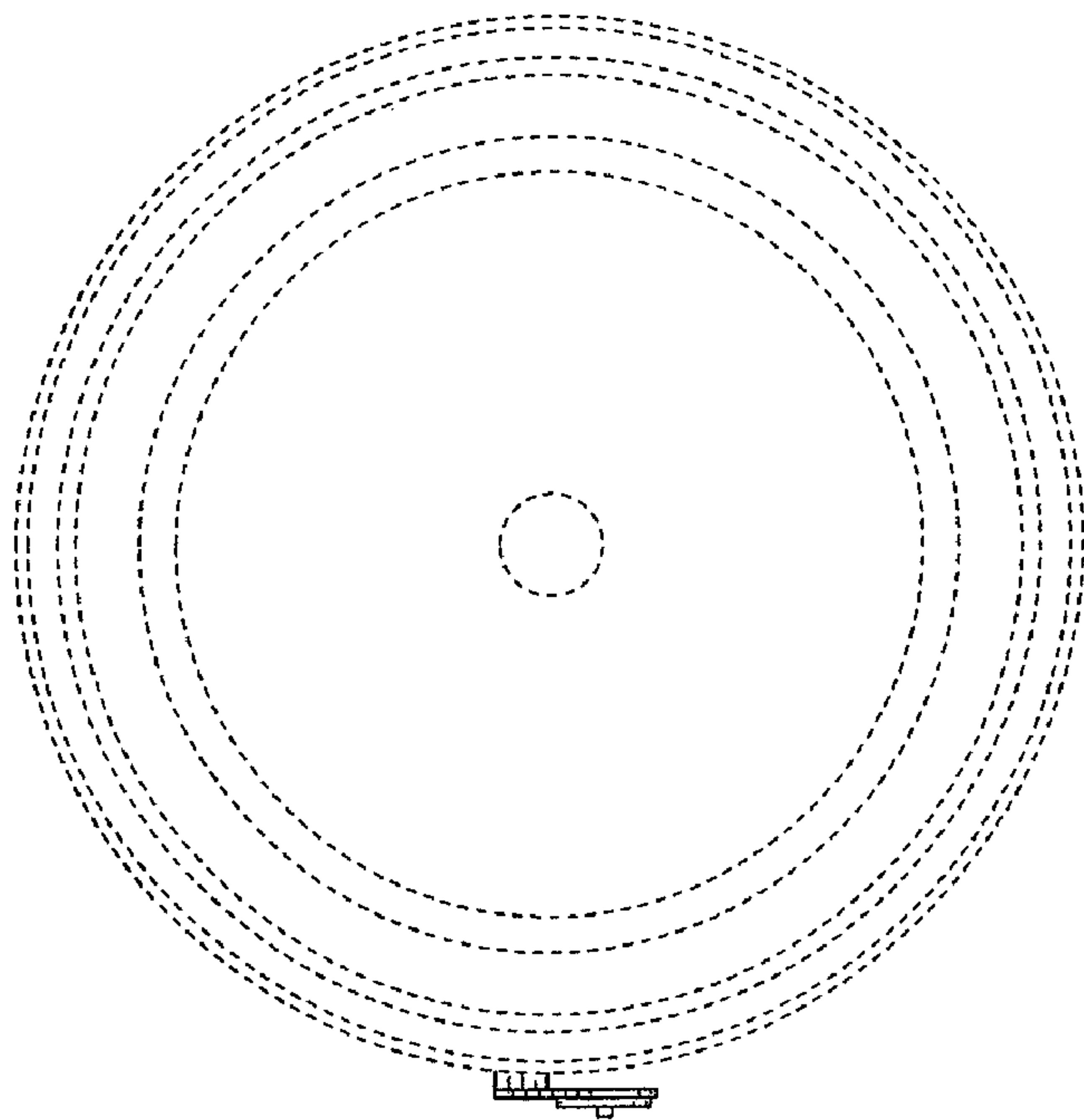


FIG. 8