



US00D633789S

(12) **United States Design Patent**  
**Bone**

(10) **Patent No.:** **US D633,789 S**  
(45) **Date of Patent:** **\*\* Mar. 8, 2011**

(54) **PACKAGE WITH SURFACE INDICIA**

EM 454954-0001 12/2005  
EM 820337-0003 11/2007  
EM 896857-0001 3/2008

(75) Inventor: **Elizabeth Ann Bone**, Covington, KY  
(US)

*Primary Examiner*—Robert M Spear  
*Assistant Examiner*—Karen Acker

(73) Assignee: **The Procter & Gamble Company**,  
Cincinnati, OH (US)

(74) *Attorney, Agent, or Firm*—Amanda T. Barry; Jason J. Camp

(\*\*) Term: **14 Years**

(57) **CLAIM**

(21) Appl. No.: **29/362,845**

The ornamental design for a package with surface indicia, as shown and described.

(22) Filed: **Jun. 1, 2010**

**Related U.S. Application Data**

**DESCRIPTION**

(62) Division of application No. 29/346,349, filed on Oct. 30, 2009, now Pat. No. Des. 617,186, which is a division of application No. 29/297,196, filed on Nov. 6, 2007, now Pat. No. Des. 605,504.

FIG. 1 is a perspective view of a package with surface indicia showing my new design;

(51) **LOC (9) Cl.** ..... **09-03**

FIG. 2 is a front side view of the package with surface indicia as shown in FIG. 1;

(52) **U.S. Cl.** ..... **D9/432; D5/32**

FIG. 3 is a back side view of the package with surface indicia as shown in FIG. 1;

(58) **Field of Classification Search** ..... D9/430-433,  
D9/414, 418, 420-423; D3/272; 206/278,  
206/297, 299, 457, 770, 737, 822; 229/100,  
229/101, 101.3, 106, 108, 108.1, 116.1, 116.3,  
229/116.5, 121, 122, 201, 213, 221, 222,  
229/227, 922, 939, 942, 87.08, 101.2, 193,  
229/195, 197; D5/32

FIG. 4 is a right side view of the package with surface indicia as shown in FIG. 1;

See application file for complete search history.

FIG. 5 is a left side view of the package with surface indicia as shown in FIG. 1;

(56) **References Cited**

**U.S. PATENT DOCUMENTS**

FIG. 6 is a top view of the package with surface indicia as shown in FIG. 1; and,

D88,794 S \* 12/1932 Juestrich ..... D5/32  
2,101,303 A \* 12/1937 Williamson ..... 229/120.18  
D117,974 S 12/1939 Kaplan  
D131,789 S 9/1942 Boutemy  
D166,926 S \* 6/1952 Rose ..... D5/32

FIG. 7 is a bottom view of the package with surface indicia as shown in FIG. 1.

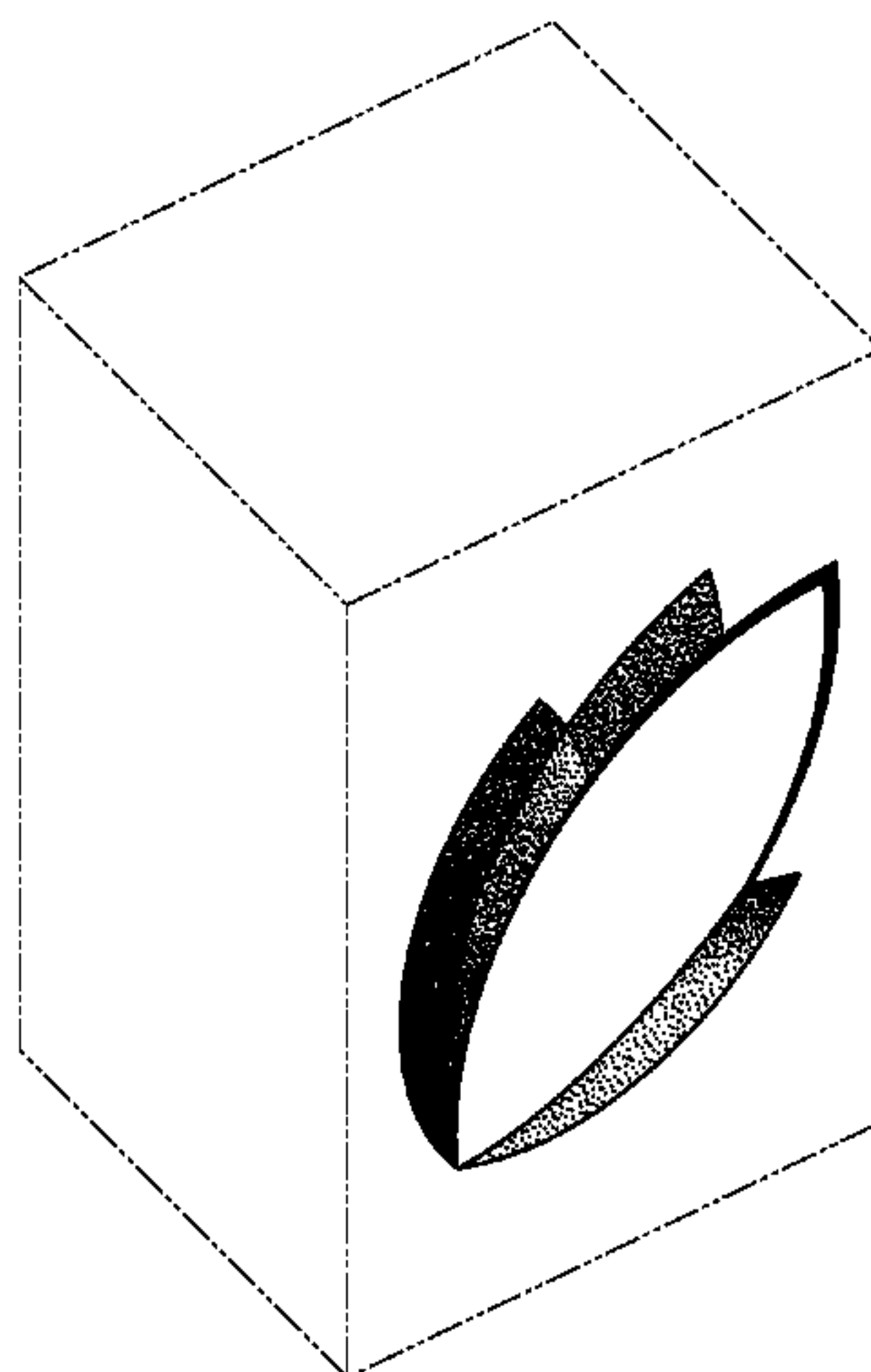
(Continued)

The broken lines on the front side in FIGS. 1 and 2 represent the boundaries of the claimed part of the design, represent one repeat unit that repeats uniformly throughout the surface of the package, and indicate that a specific length and width form no part of the claimed design. The broken line structure elsewhere in the figures represents unclaimed environmental subject matter included for the purpose of showing the package with surface indicia in a position of use and forms no part of the claimed design.

**FOREIGN PATENT DOCUMENTS**

EM 156963-0001 3/2004

**1 Claim, 4 Drawing Sheets**





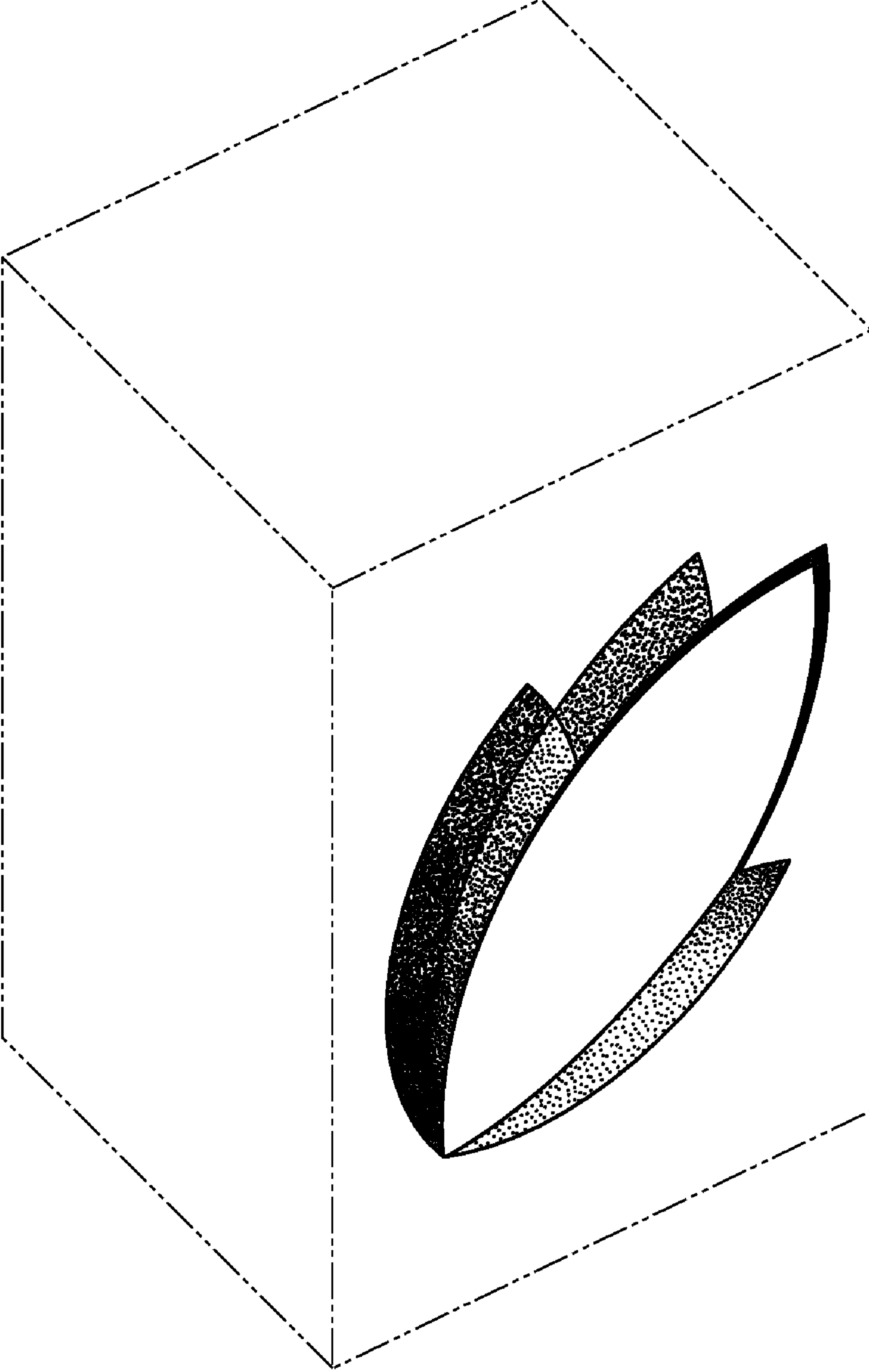


Fig. 1



Fig. 3

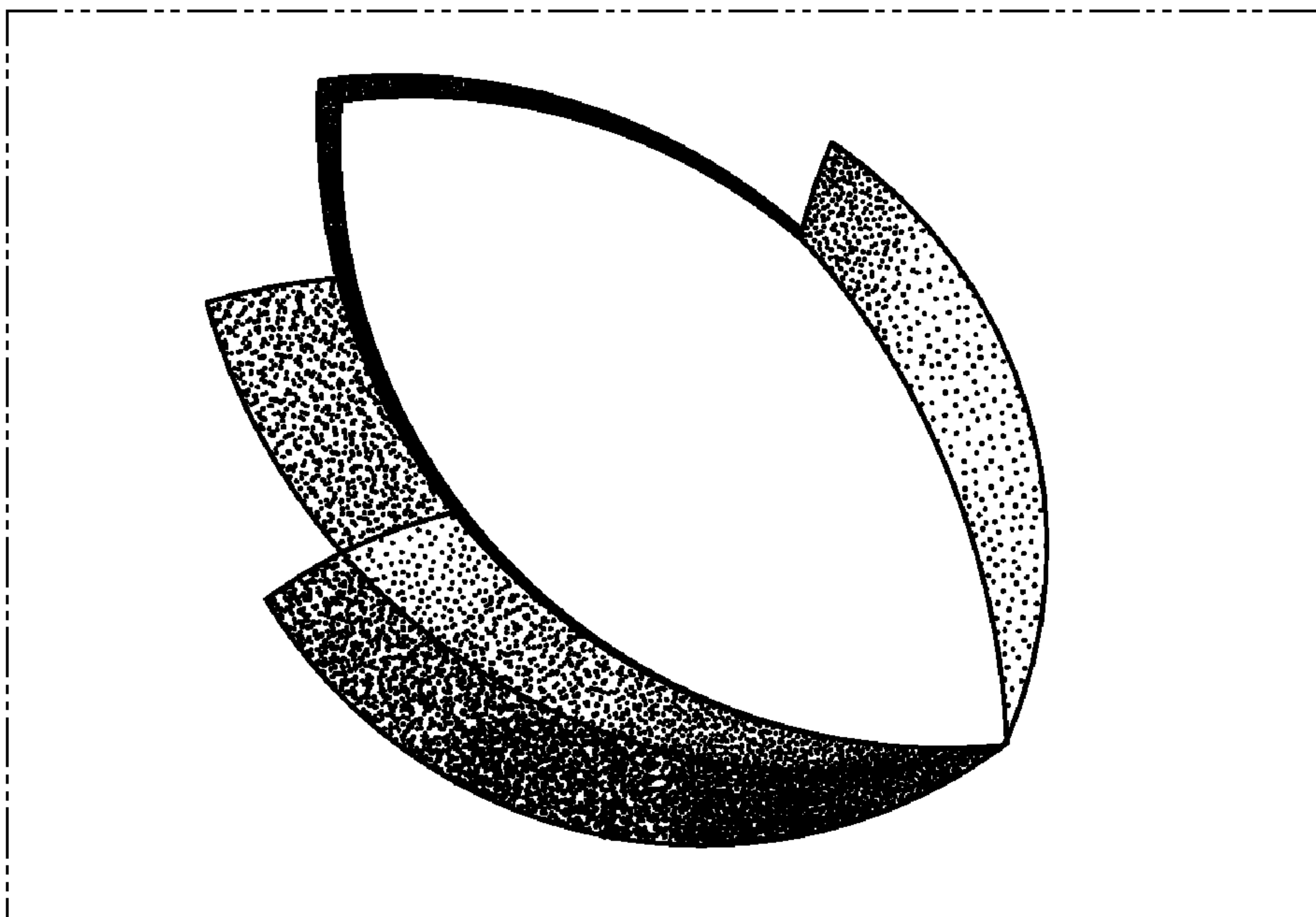


Fig. 2



Fig. 5




Fig. 4




Fig. 7




Fig. 6