



US00D633771S

(12) **United States Design Patent**
Chang

(10) **Patent No.:** **US D633,771 S**
(45) **Date of Patent:** **** Mar. 8, 2011**

(54) **CRAFT KNIFE FOR CUTTING CIRCLES**

(76) Inventor: **Pi-Chao Chang**, Taichung County (TW)

(**) Term: **14 Years**

(21) Appl. No.: **29/311,542**

(22) Filed: **Apr. 17, 2009**

(51) **LOC (9) Cl.** **08-03**

(52) **U.S. Cl.** **D8/98**

(58) **Field of Classification Search** D8/98,
D8/99; 30/276, 292, 294, 319
See application file for complete search history.

(56) **References Cited**

U.S. PATENT DOCUMENTS

D298,409	S	*	11/1988	Sugiyama	D8/98
6,094,824	A	*	8/2000	Takeshita	30/276
D445,660	S	*	7/2001	Okada	D8/98
7,073,263	B2	*	7/2006	Kawasaki	30/292
D536,231	S	*	2/2007	Kawasaki	D8/98
D544,321	S	*	6/2007	Wyss	D8/14
7,290,340	B2	*	11/2007	Lin	30/292
7,434,319	B2	*	10/2008	Tsai-Lian	30/292
7,444,749	B1	*	11/2008	Chen	30/292

2007/0022615	A1	*	2/2007	Tsai-Lian	30/319
2008/0040932	A1	*	2/2008	Gullicks et al.	30/294
2008/0244911	A1	*	10/2008	Chang	30/162

OTHER PUBLICATIONS

Olfa 45mm Quick Blade Rotary Cutter. Downloaded Feb. 26, 2010 at <http://www.pelennapatchworks.co.uk/olfa-45mm-quick-blade-rotary-cutter-1534-p.asp>.*

* cited by examiner

Primary Examiner — Philip S Hyder

Assistant Examiner — Roselyne Cody

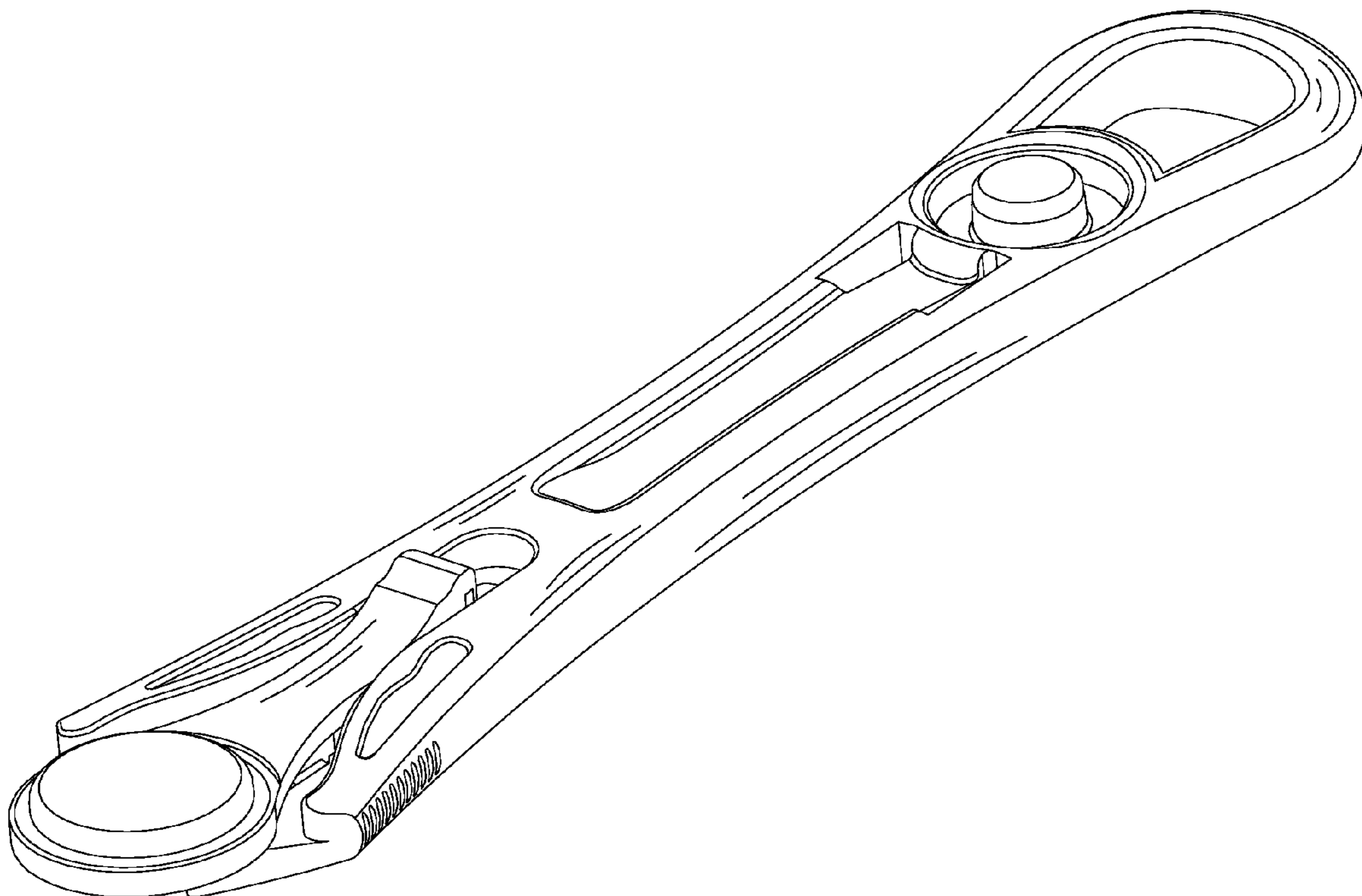
(57) **CLAIM**

The ornamental design for a craft knife for cutting circles, as shown and described.

DESCRIPTION

FIG. 1 is a perspective view of a craft knife for cutting circles; FIG. 2 is a front view thereof; FIG. 3 is a back view thereof; FIG. 4 is a left view thereof; FIG. 5 is a right view thereof; FIG. 6 is a top view thereof; and, FIG. 7 is a bottom view thereof.

1 Claim, 7 Drawing Sheets



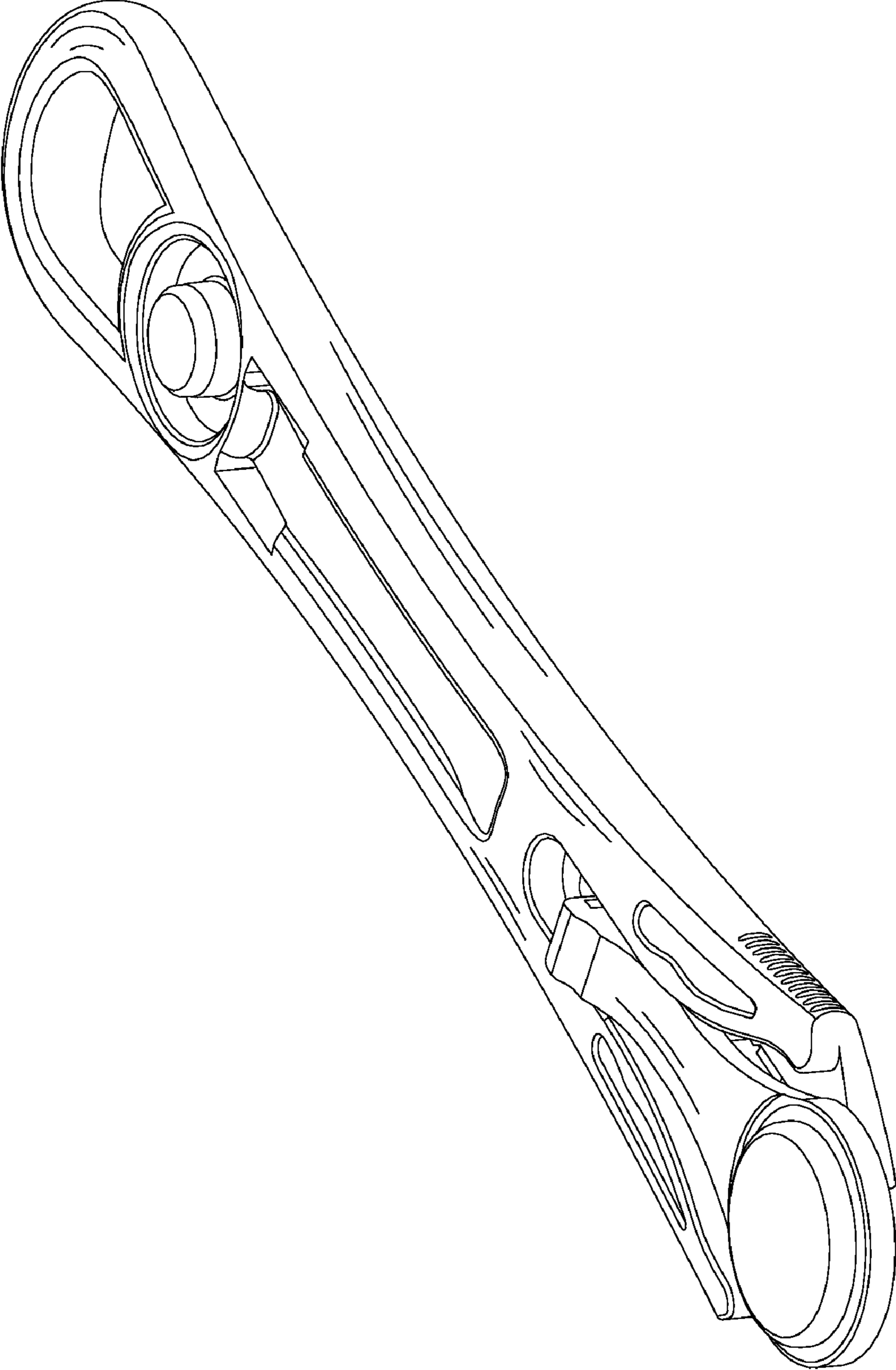


FIG. 1

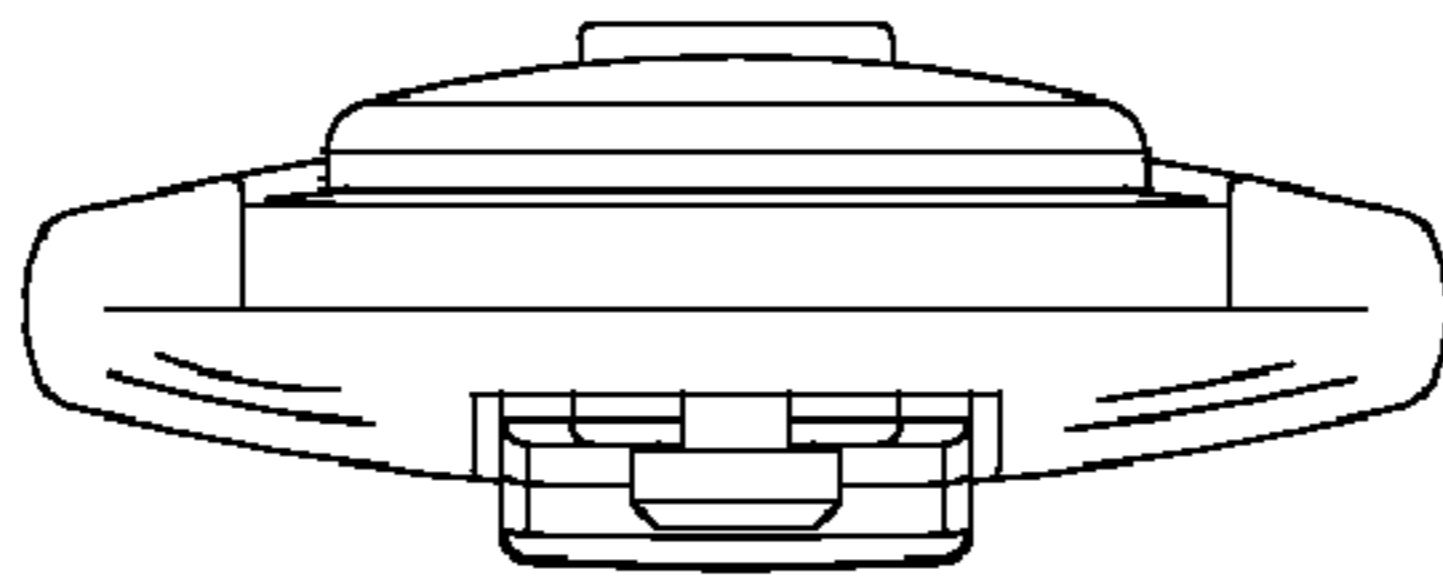


FIG. 2

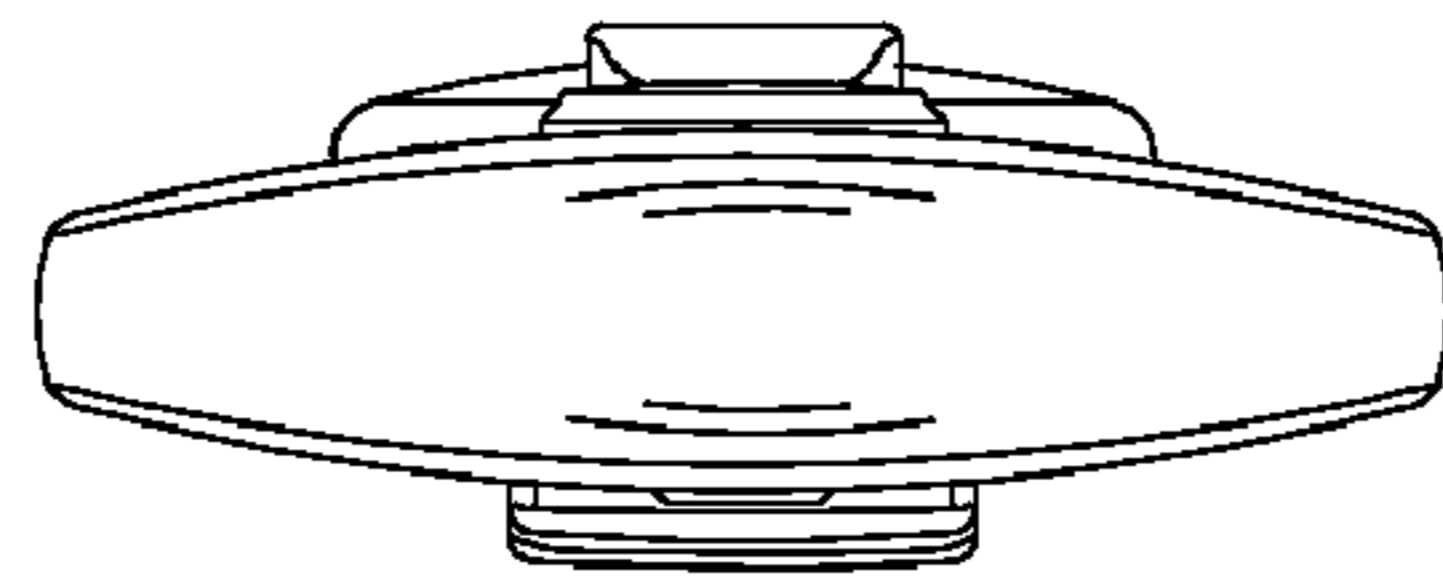


FIG. 3

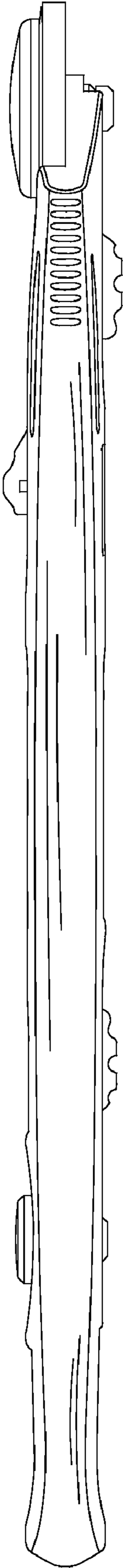


FIG. 4

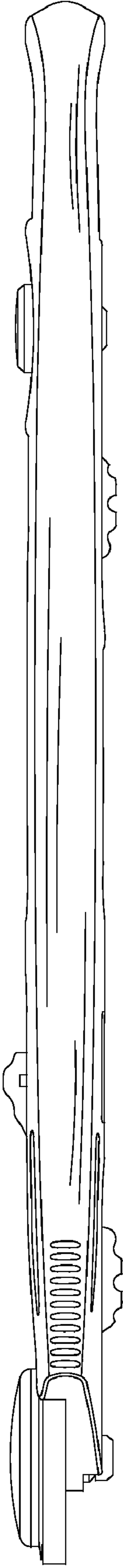


FIG. 5

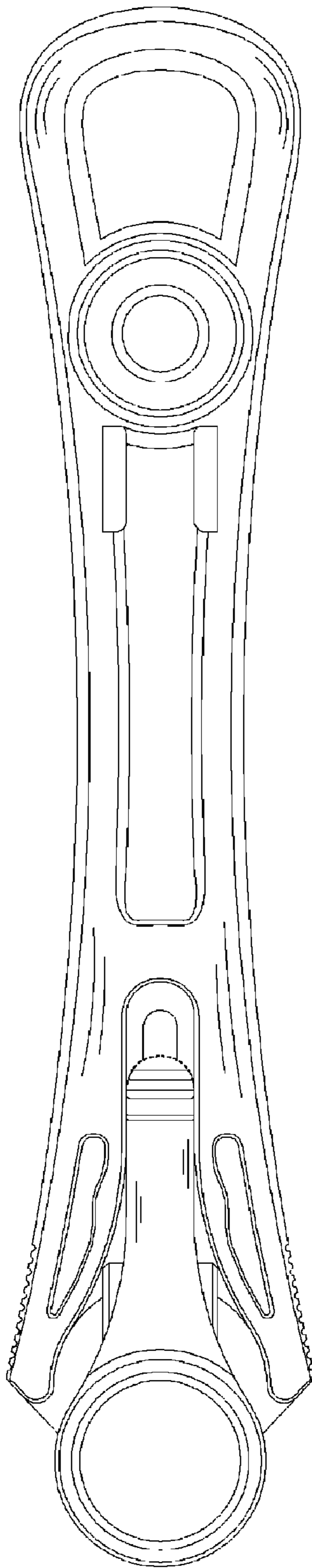


FIG. 6

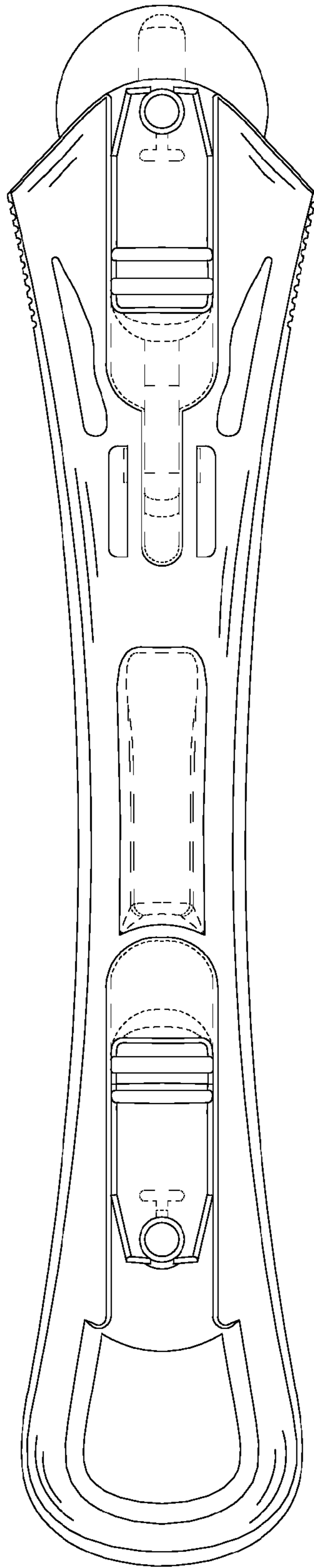


FIG. 7