

US00D633765S

(12) **United States Design Patent**  
**Nakamura**

(10) **Patent No.:** **US D633,765 S**  
(45) **Date of Patent:** **\*\* Mar. 8, 2011**

(54) **ELECTRIC SCISSORS**

(75) Inventor: **Katsuya Nakamura**, Tokyo (JP)

(73) Assignee: **Max Co., Ltd.**, Tokyo (JP)

(\*\*) Term: **14 Years**

(21) Appl. No.: **29/347,622**

(22) Filed: **Mar. 17, 2010**

(30) **Foreign Application Priority Data**

Sep. 18, 2009 (JP) ..... 2009-021713

(51) **LOC (9) Cl.** ..... **08-31**

(52) **U.S. Cl.** ..... **D8/61**

(58) **Field of Classification Search** ..... D8/70,  
D8/69, 68, 61, 5, 7; D28/53, 54; 30/228,  
30/216; 173/170; 119/610

See application file for complete search history.

(56) **References Cited**

**U.S. PATENT DOCUMENTS**

3,602,988	A *	9/1971	Little	.....	30/228
3,631,596	A *	1/1972	Glaus	.....	30/228
3,676,928	A *	7/1972	Herr et al.	.....	30/228
D296,516	S *	7/1988	Doyel	.....	D8/69
D307,232	S *	4/1990	Fushiya et al.	.....	D8/7
D308,809	S *	6/1990	Kawabata	.....	D8/61
5,172,479	A *	12/1992	Keeton	.....	30/228
D347,560	S *	6/1994	Kwong	.....	D8/57
D413,241	S *	8/1999	Lai	.....	D8/61
6,044,564	A *	4/2000	Jeltsch	.....	30/228

D496,572	S *	9/2004	Lammers et al.	.....	D8/61
D538,613	S *	3/2007	Murray	.....	D8/61
D542,108	S *	5/2007	Chu	.....	D8/61
D555,999	S *	11/2007	Lai	.....	D8/51
D570,660	S *	6/2008	Wang	.....	D8/61
2010/0192383	A1 *	8/2010	Ishiguro	.....	30/228

\* cited by examiner

*Primary Examiner*—Austin Murphy

(74) *Attorney, Agent, or Firm*—Jean C. Edwards, Esq.;  
Akerman Senterfitt

(57) **CLAIM**

The ornamental design for electric scissors, as shown and described.

**DESCRIPTION**

FIG. 1 is a perspective view of the rear, top and right side of electric scissors showing my new design;

FIG. 2 is a front view thereof;

FIG. 3 is a rear view thereof;

FIG. 4 is a top plan view thereof;

FIG. 5 is a bottom view thereof;

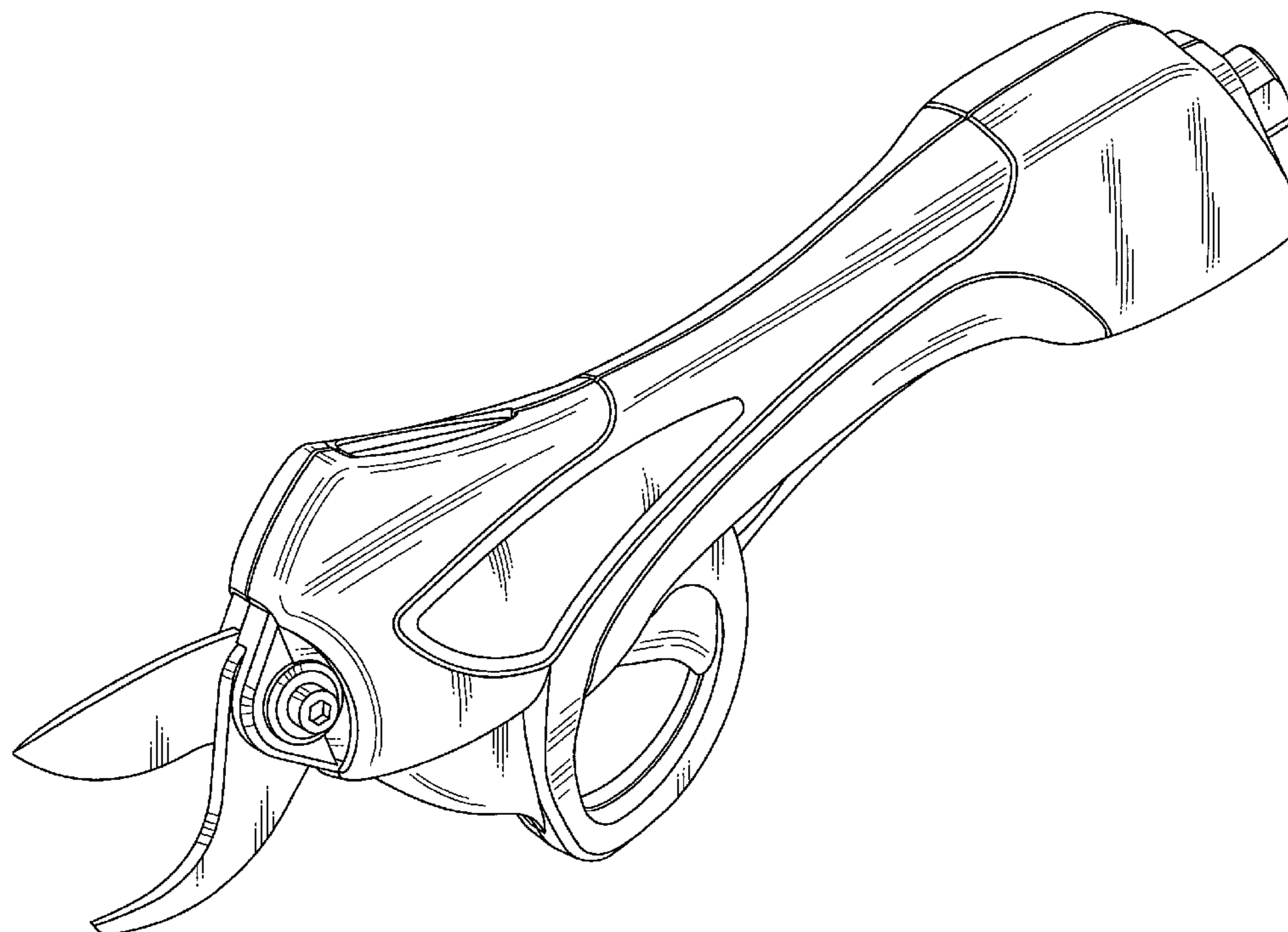
FIG. 6 is a left side view thereof;

FIG. 7 is a right side view thereof; and,

FIG. 8 is a perspective reference view of usage thereof.

The portions of the article in broken lines are shown for illustrative purposes only and form no part of the claimed design.

**1 Claim, 6 Drawing Sheets**



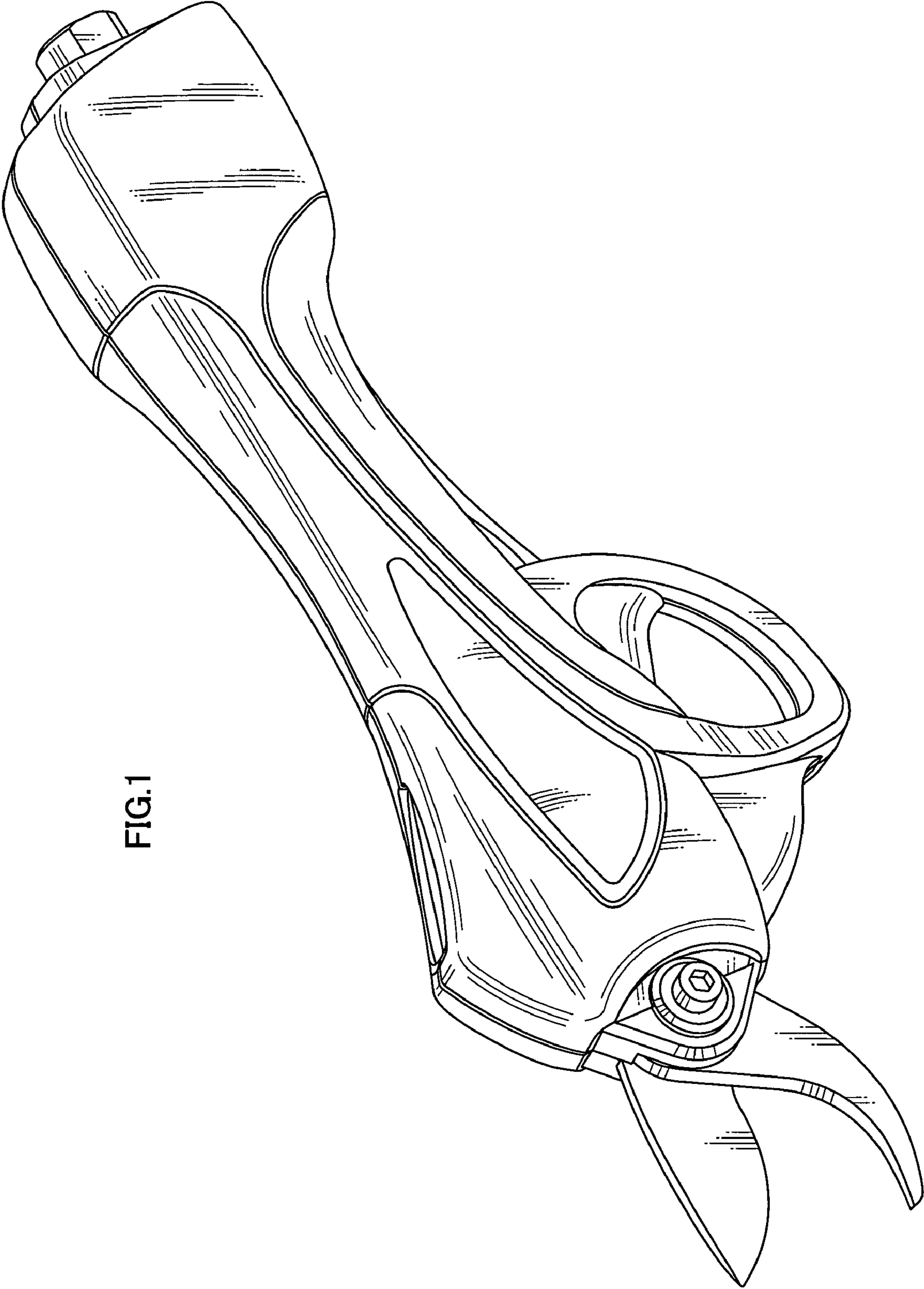


FIG.1

FIG.2

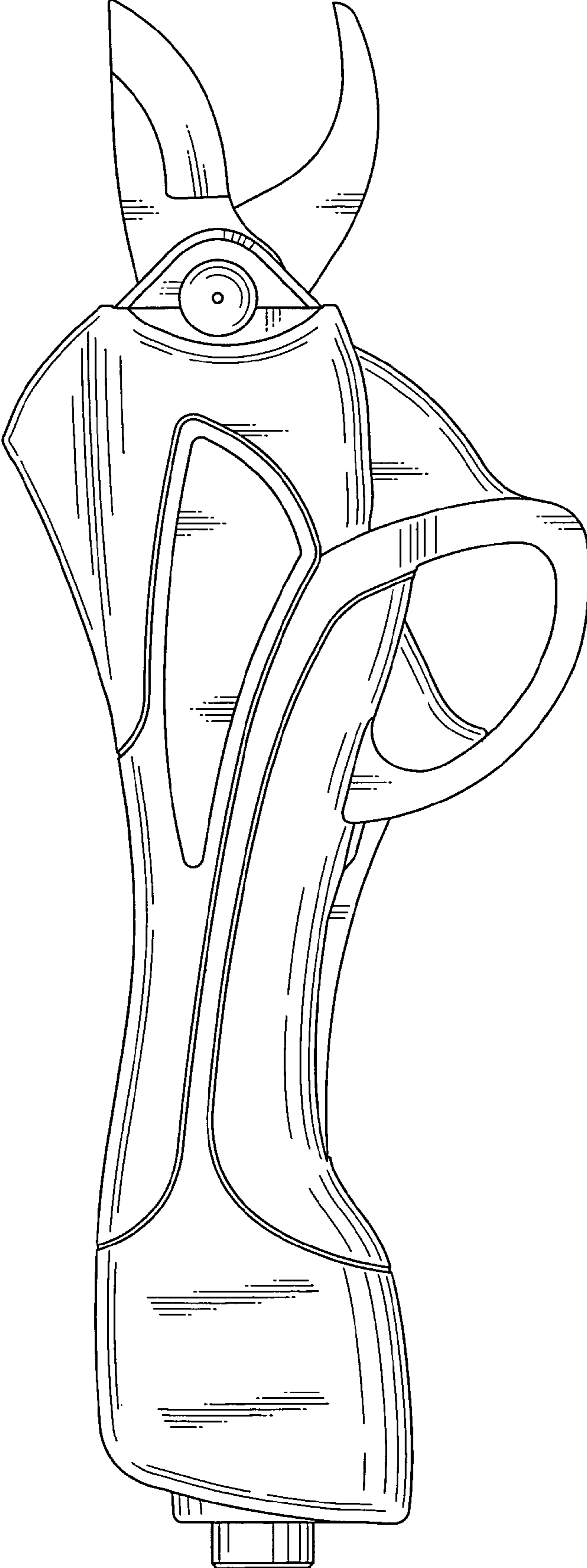


FIG.3

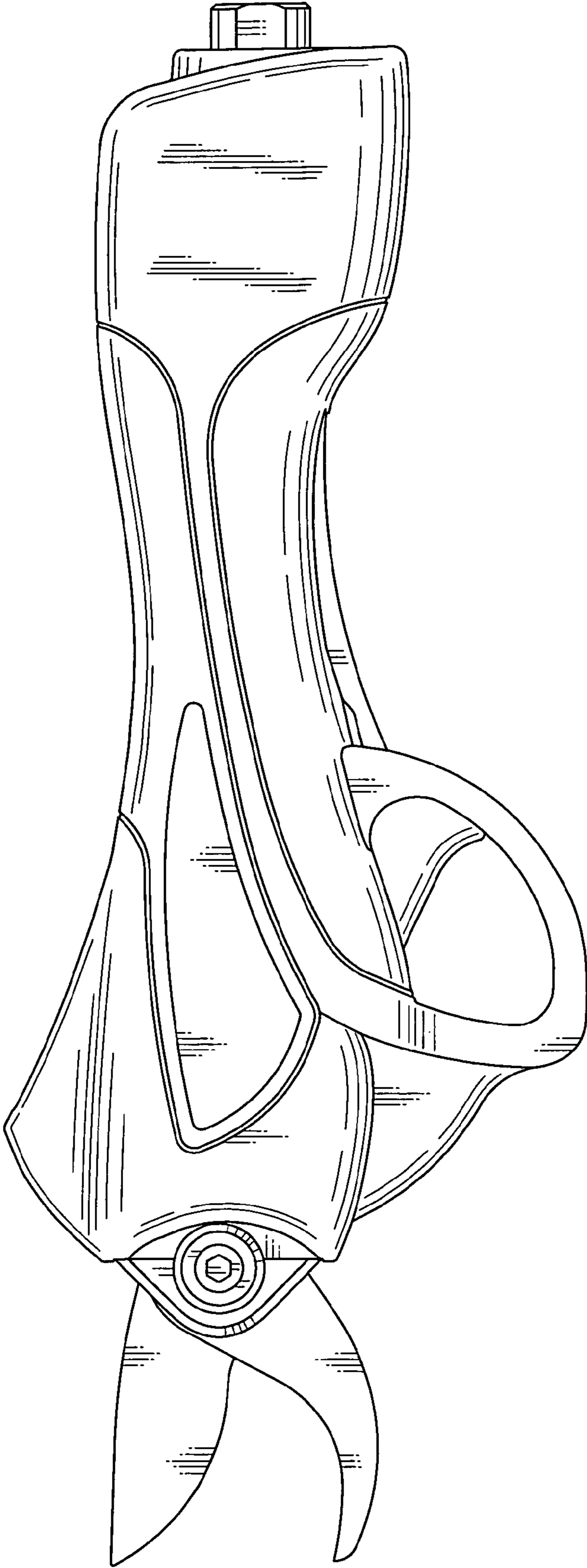


FIG.4

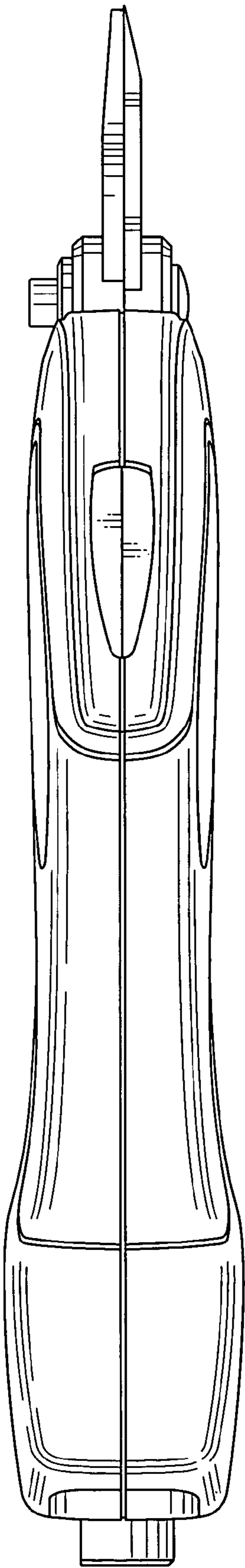


FIG.5

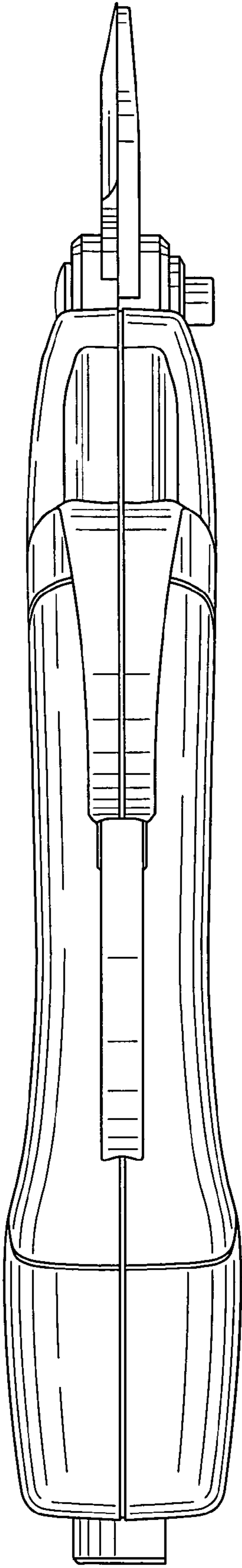


FIG.7

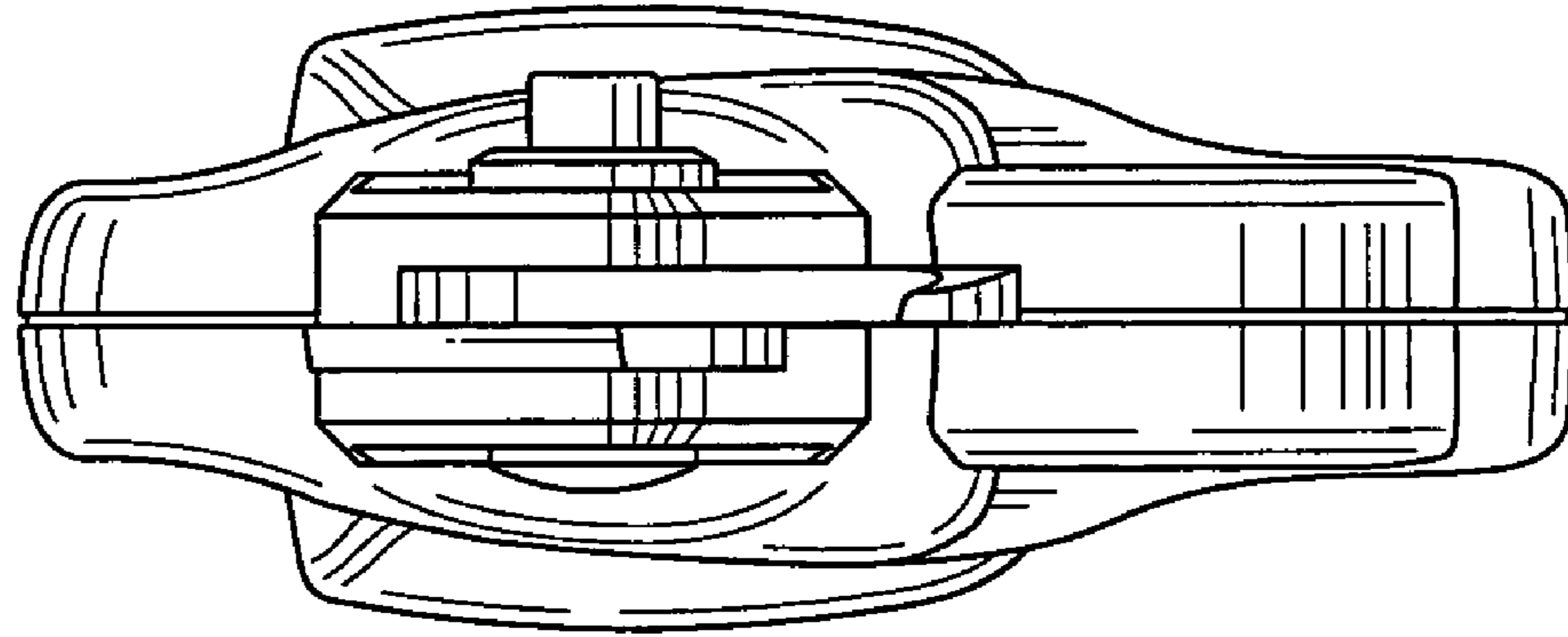


FIG.6

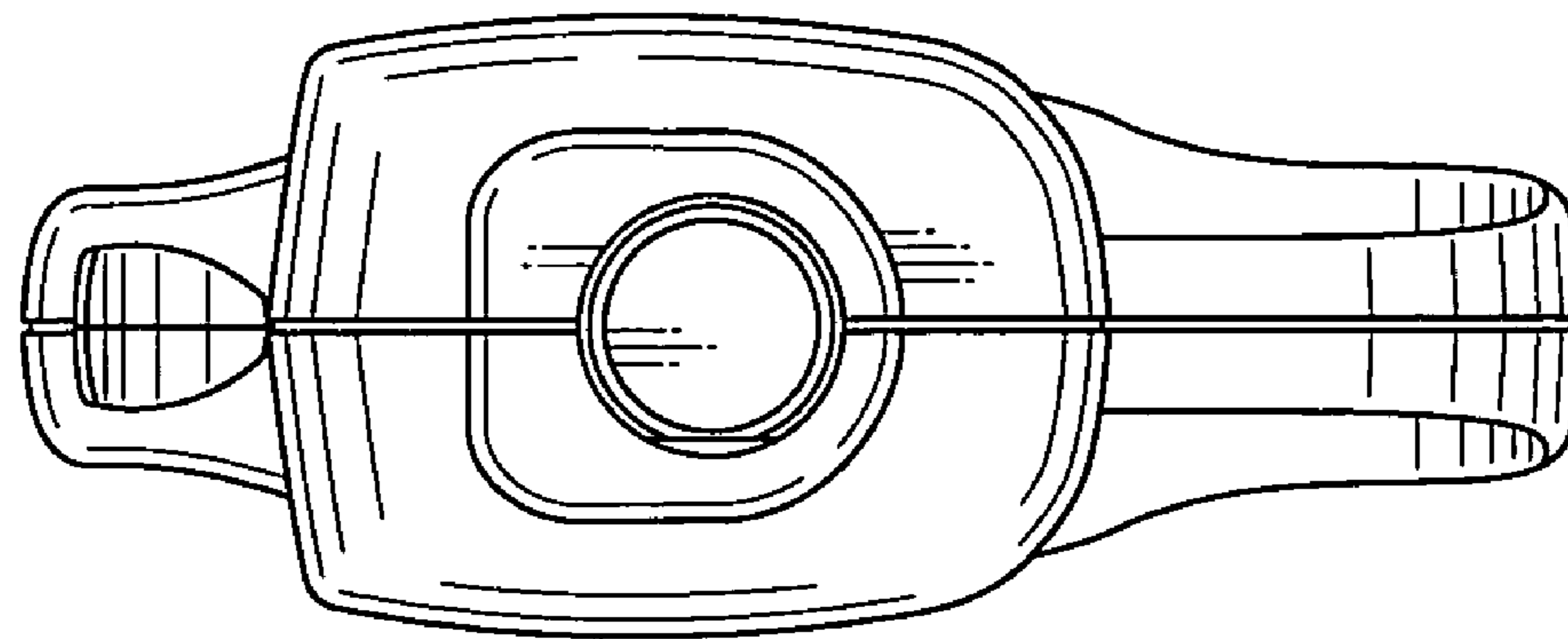


FIG.8

