



US00D633742S

(12) **United States Design Patent**
Ng

(10) **Patent No.:** **US D633,742 S**
(45) **Date of Patent:** **** Mar. 8, 2011**

(54) **BOTTOM BAR FOR USE WITH A FABRIC BLIND**

D519,310 S * 4/2006 Schorling D6/580
D530,131 S * 10/2006 Chatham et al. D6/580
D595,984 S * 7/2009 Kollman et al. D6/580
D600,484 S * 9/2009 Anderson et al. D6/580

(76) Inventor: **Philip Ng**, Thornhill (CA)

(**) Term: **14 Years**

* cited by examiner

(21) Appl. No.: **29/353,528**

Primary Examiner—Robert M Spear

Assistant Examiner—Barbara B Lohr

(22) Filed: **Jan. 11, 2010**

(74) *Attorney, Agent, or Firm*—Elias Borges

(51) **LOC (9) Cl.** **06-10**

(52) **U.S. Cl.** **D6/580**

(58) **Field of Classification Search** D6/575,
D6/577, 580, 581; D8/377; D25/119, 124;
160/38, 168, 168 R, 178.1 R, 170, 177; 248/251,
248/261

See application file for complete search history.

(57) **CLAIM**

The ornamental design for a bottom bar for use with a fabric blind, as shown and described.

(56) **References Cited**

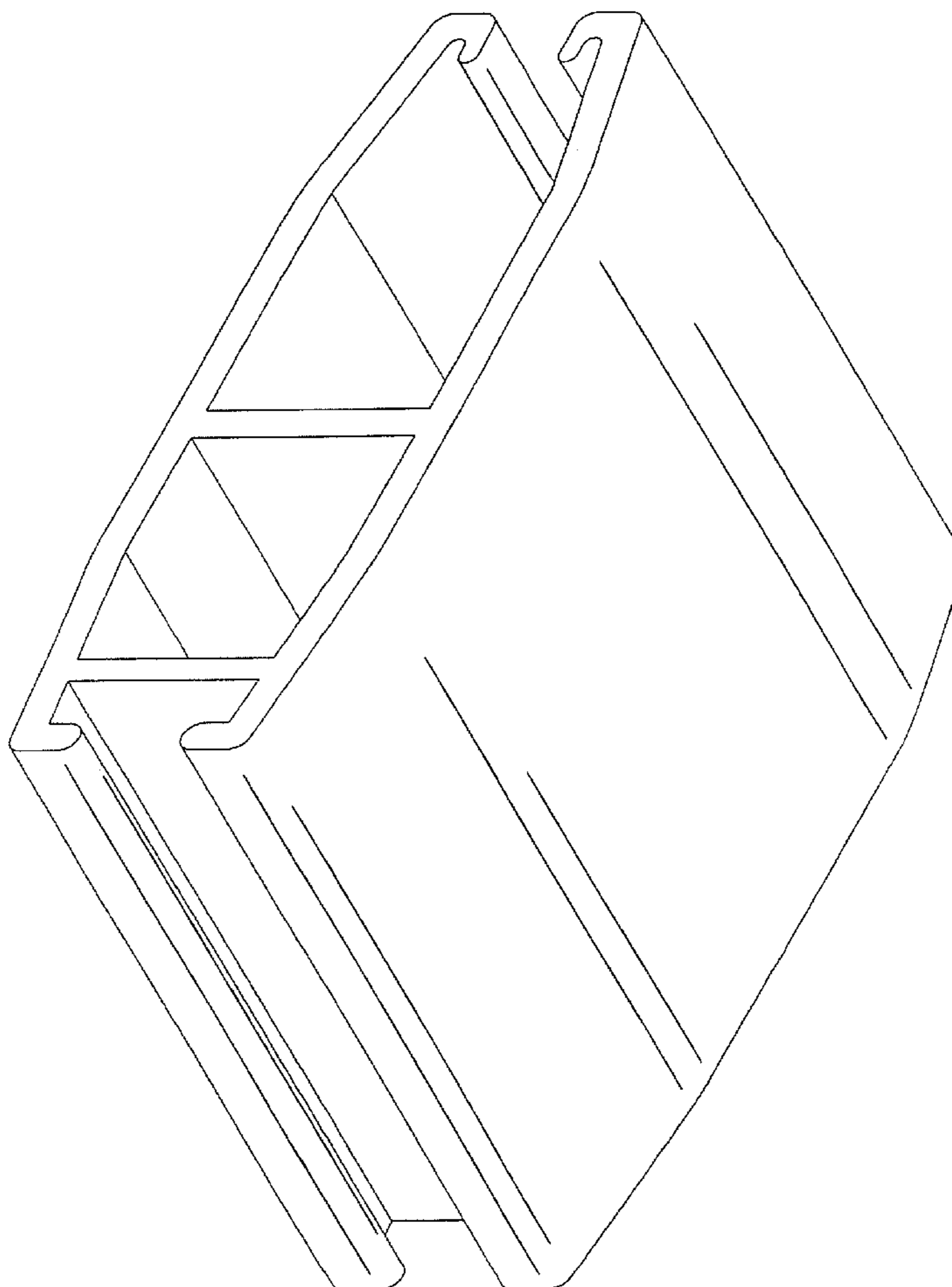
U.S. PATENT DOCUMENTS

D452,403 S * 12/2001 Sudano D6/580
D489,209 S * 5/2004 Goldberg D6/580

DESCRIPTION

FIG. 1 is a perspective view of the bottom bar.
FIG. 2 is a front cross sectional view of the bottom bar.
FIG. 3 is a bottom view of the bottom bar; and,
FIG. 4 is a top view of the bottom bar.

1 Claim, 4 Drawing Sheets






Fig. 1




Fig. 2




Fig. 3




Fig. 4