



US00D633741S

(12) **United States Design Patent**
Stoeckler

(10) **Patent No.:** **US D633,741 S**
(45) **Date of Patent:** **** Mar. 8, 2011**

(54) **LEASH ANCHOR**

D611,875 S * 3/2010 Walker D11/134

(75) Inventor: **Jacqueline Stoeckler**, Portland, OR
(US)

* cited by examiner

(73) Assignee: **dogplate, LLC**, Portland, OR (US)

Primary Examiner—Brian N Vinson

(74) *Attorney, Agent, or Firm*—Marger Johnson &
McCullom, P.C.

(**) Term: **14 Years**

(57) **CLAIM**

(21) Appl. No.: **29/359,788**

The ornamental design for a leash anchor, as shown and described.

(22) Filed: **Apr. 15, 2010**

(51) **LOC (9) Cl.** **06-04**

DESCRIPTION

(52) **U.S. Cl.** **D6/572**; D11/134

(58) **Field of Classification Search** D6/553,
D6/567, 569–572; 248/309.1; D8/345, 363,
D8/367, 371–373, 380; 206/349; 211/13.1,
211/86.01, 87.01, 85.9; D11/131, 132, 134
See application file for complete search history.

A portion of the disclosure of this patent document contains material which is subject to copyright protection. The copyright owner has no objection to the facsimile reproduction by anyone of the patent disclosure, as it appears in the Patent and Trademark Office patent files or records, but otherwise reserves all copyright rights whatsoever.

(56) **References Cited**

FIG. 1 is a perspective view of a first embodiment of a leash anchor;

U.S. PATENT DOCUMENTS

FIG. 2 is a back elevation view thereof;

D127,813 S * 6/1941 Pipenhagen D6/570

FIG. 3 is a front elevation view thereof;

D206,807 S * 1/1967 Deane D11/134

FIG. 4 is a left side elevation view thereof;

D307,563 S * 5/1990 Young D11/134

FIG. 5 is a right side elevation view thereof;

D326,405 S * 5/1992 Leto D6/567

FIG. 6 is a top plan view thereof; and,

D328,416 S * 8/1992 Karrer et al. D6/567

FIG. 7 is a bottom plan view thereof.

D460,652 S * 7/2002 Mahoney D6/552

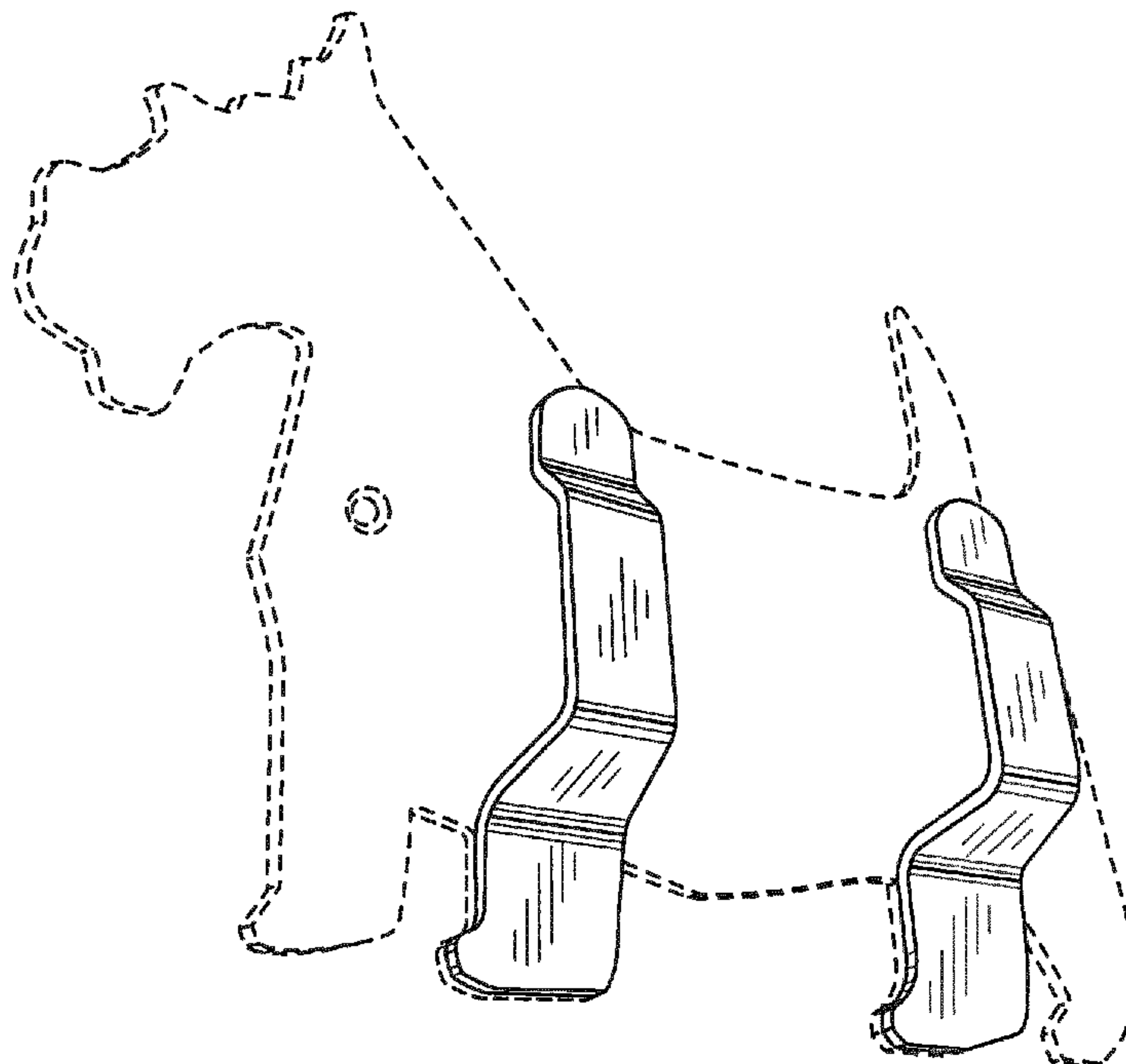
The broken lines showing environment are for illustrative purposes only and form no part of the claimed design.

D499,595 S * 12/2004 Mijanovich et al. D6/572

1 Claim, 2 Drawing Sheets

D555,964 S * 11/2007 Boswell et al. D6/572

D560,943 S * 2/2008 Hurd D6/567



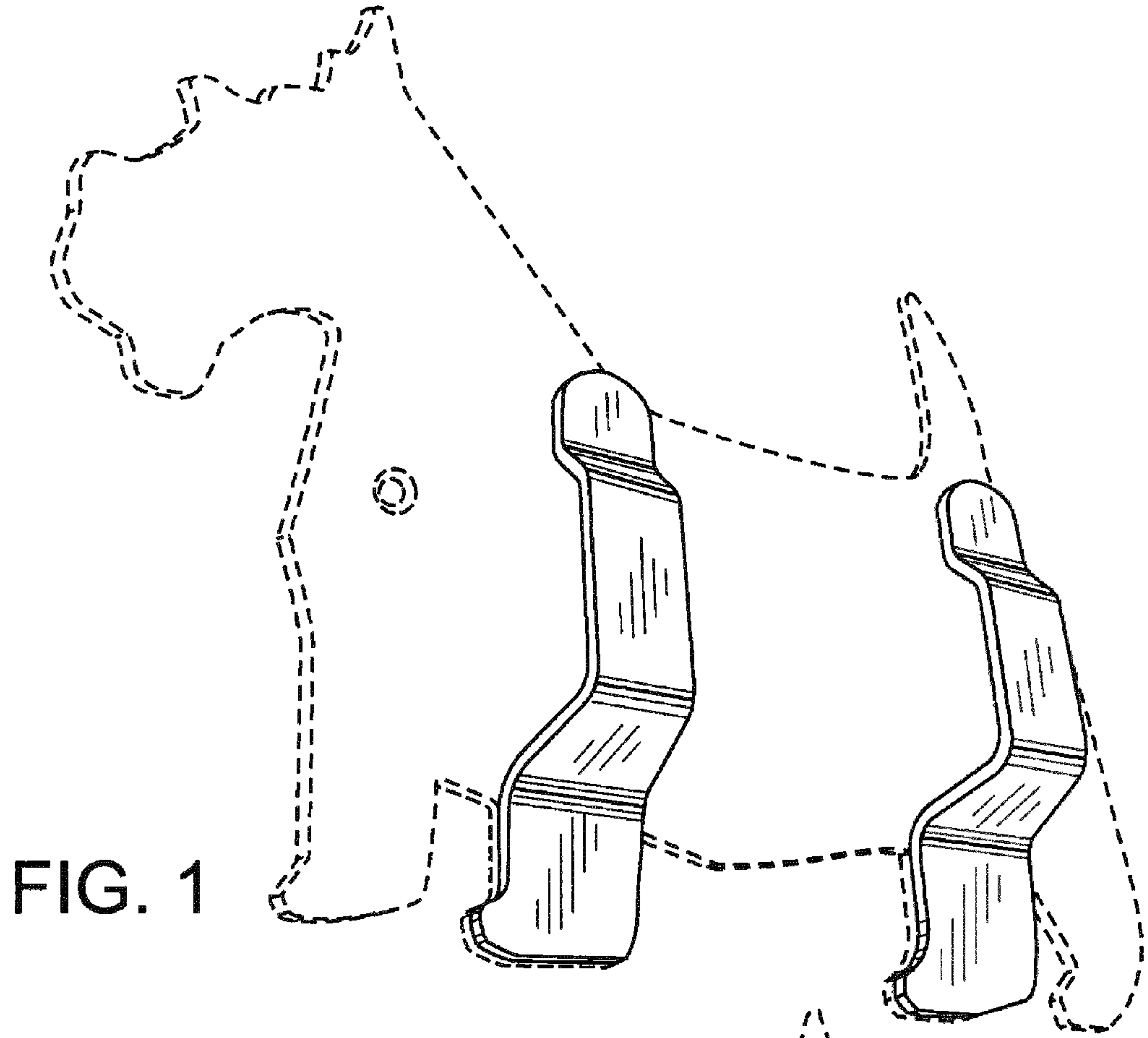


FIG. 1

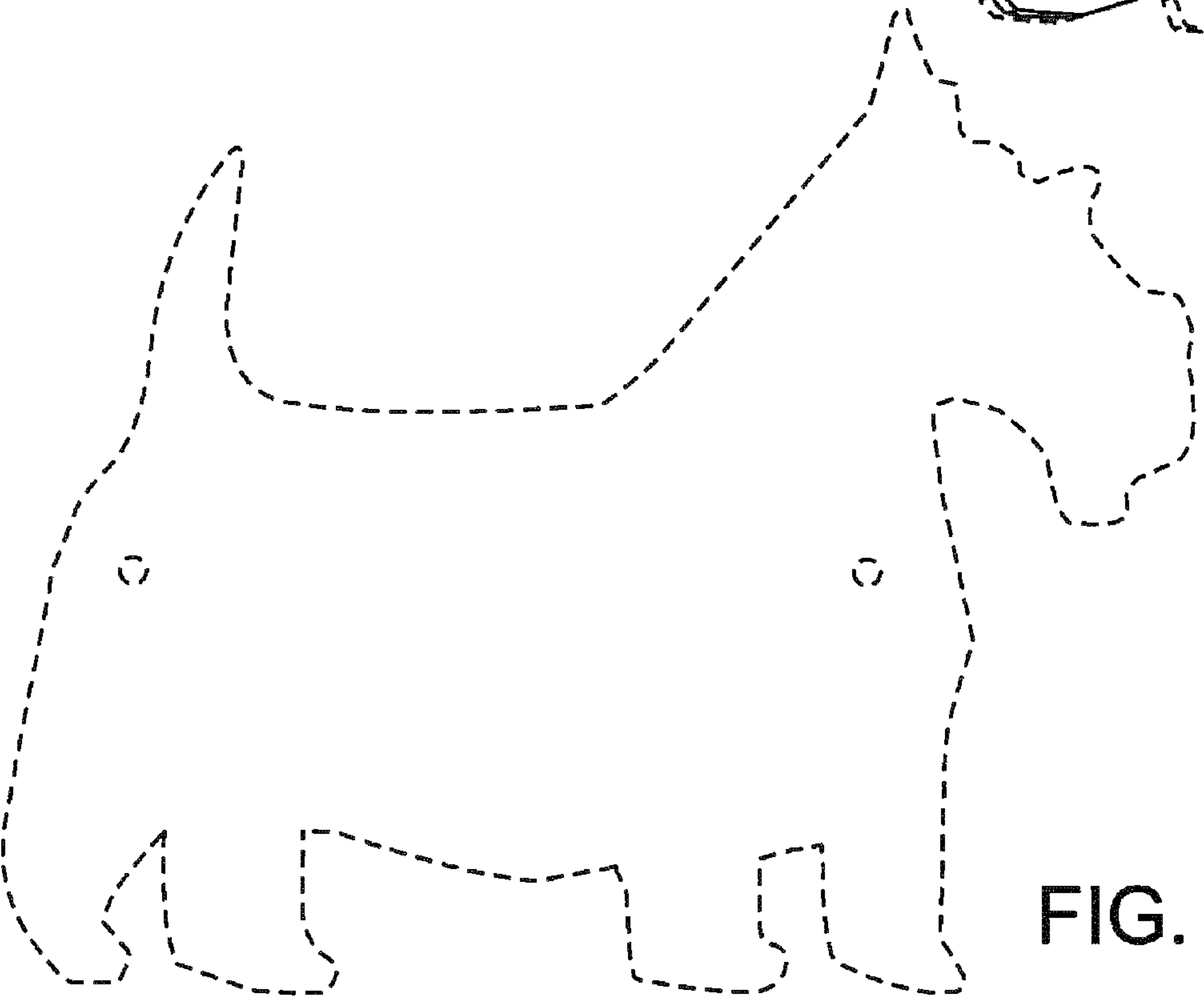


FIG. 2

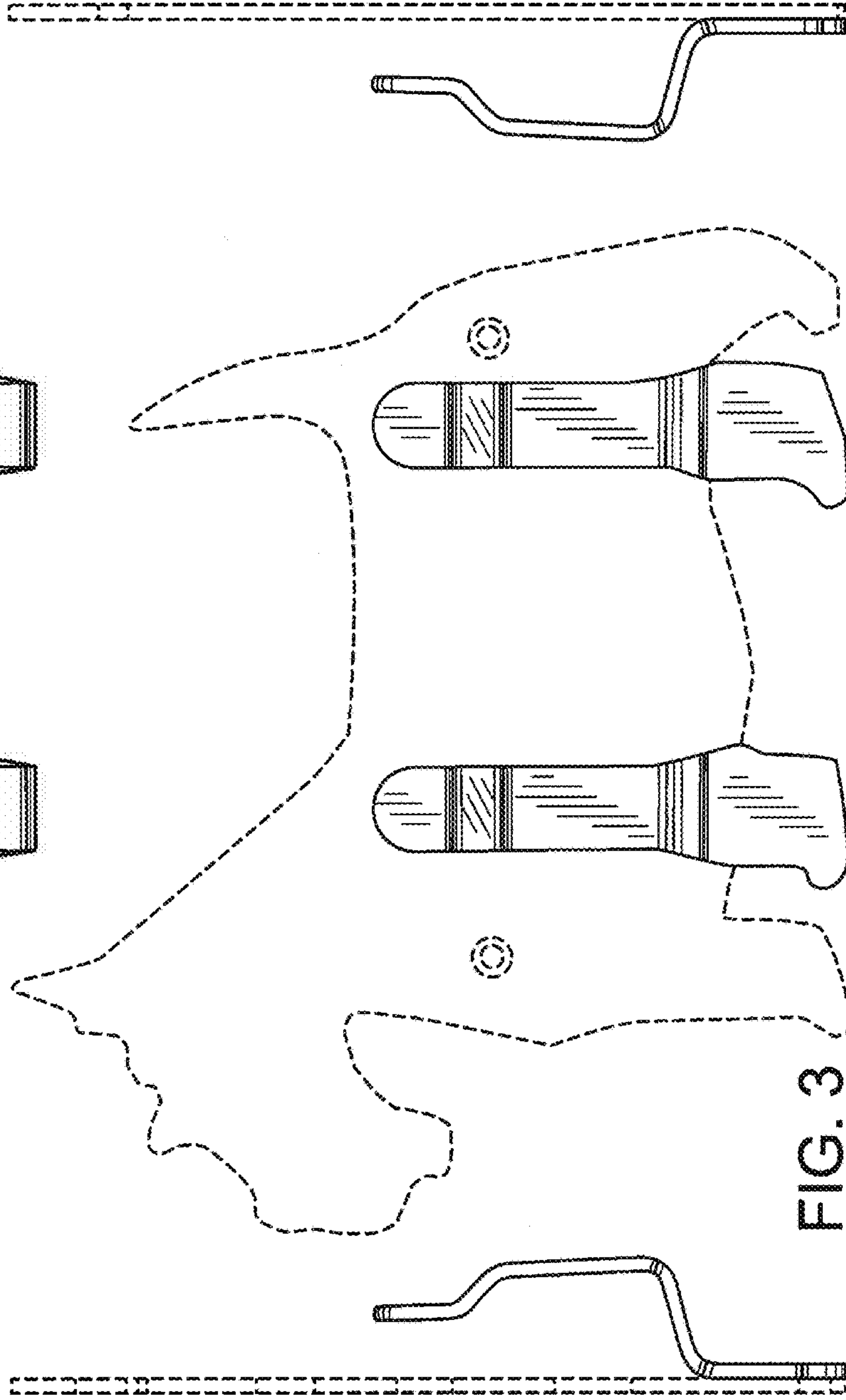
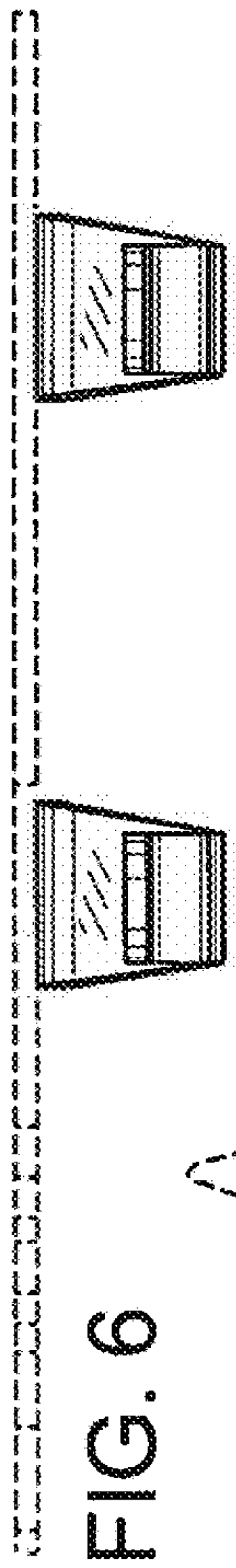


FIG. 5

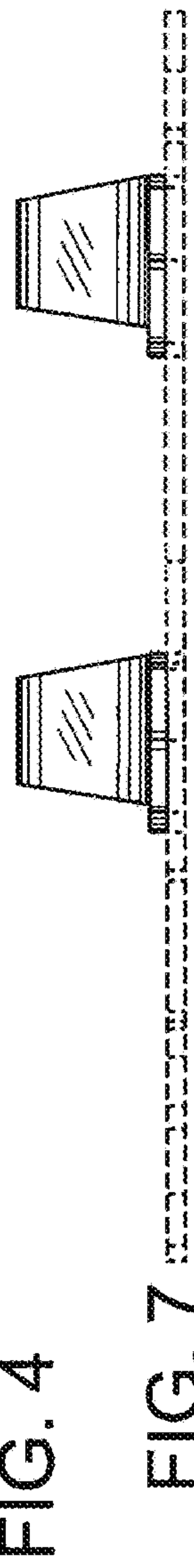


FIG. 4