



US00D633716S

(12) **United States Design Patent**  
**Turella-Yuan et al.**

(10) **Patent No.:** **US D633,716 S**  
(45) **Date of Patent:** **\*\* Mar. 8, 2011**

(54) **LUGGAGE**

(75) Inventors: **Lilli Turella-Yuan**, Penzberg (DE); **Ralf Scheel**, Haan (DE)

(73) Assignee: **Titan Kofferwerk GmbH**, Penzberg (DE)

(\*\*) Term: **14 Years**

(21) Appl. No.: **29/376,536**

(22) Filed: **Oct. 8, 2010**

**Related U.S. Application Data**

(62) Division of application No. 29/343,282, filed on Sep. 10, 2009.

(30) **Foreign Application Priority Data**

Mar. 10, 2009 (EM) ..... 485540601

(51) **LOC (9) Cl.** ..... **03-01**

(52) **U.S. Cl.** ..... **D3/279**

(58) **Field of Classification Search** ..... D3/276-279,  
D3/318, 321, 900, 902; 190/18 A, 100, 103,  
190/109-112, 115, 119, 120, 122, 124-127,  
190/903; 220/1.5; 206/442

See application file for complete search history.

(56) **References Cited**

**U.S. PATENT DOCUMENTS**

3,759,599	A	9/1973	Swick, Jr.	
5,197,578	A	3/1993	Van Hooreweder	
5,671,831	A *	9/1997	Chiu	190/103
5,743,447	A *	4/1998	McDermott	224/153
5,875,876	A *	3/1999	Wang	190/18 A
D444,946	S *	7/2001	Klamm	D3/279
D456,993	S *	5/2002	Lin	D3/279
D460,618	S *	7/2002	Szyf	D3/279

6,609,598	B2 *	8/2003	Hsu	190/103
D491,361	S	6/2004	Bernbaum et al.	
D563,101	S	3/2008	Kuchler	
D574,150	S	8/2008	Ross	
D581,666	S	12/2008	Sijmons	
D582,160	S	12/2008	Sijmons	
D587,902	S	3/2009	Yoneno	
D602,252	S	10/2009	Ehret	
D603,163	S	11/2009	Van Himbeeck	
D618,459	S	6/2010	Thuma et al.	
2003/0006110	A1 *	1/2003	Lin et al.	190/18 A
2005/0056500	A1 *	3/2005	Garrison	188/282.2

**OTHER PUBLICATIONS**

Notice of Allowance, dated Oct. 1, 2010, for corresponding U.S. Appl. No. 29/343,282 with cited references.

\* cited by examiner

*Primary Examiner*—Prabhakar Deshmukh

(74) *Attorney, Agent, or Firm*—Katten Muchin Rosenman LLP

(57) **CLAIM**

The ornamental design for luggage, as shown and described.

**DESCRIPTION**

FIG. 1 is a perspective view of luggage,

FIG. 2 is a front view thereof,

FIG. 3 is a rear view thereof,

FIG. 4 is a left-side view thereof,

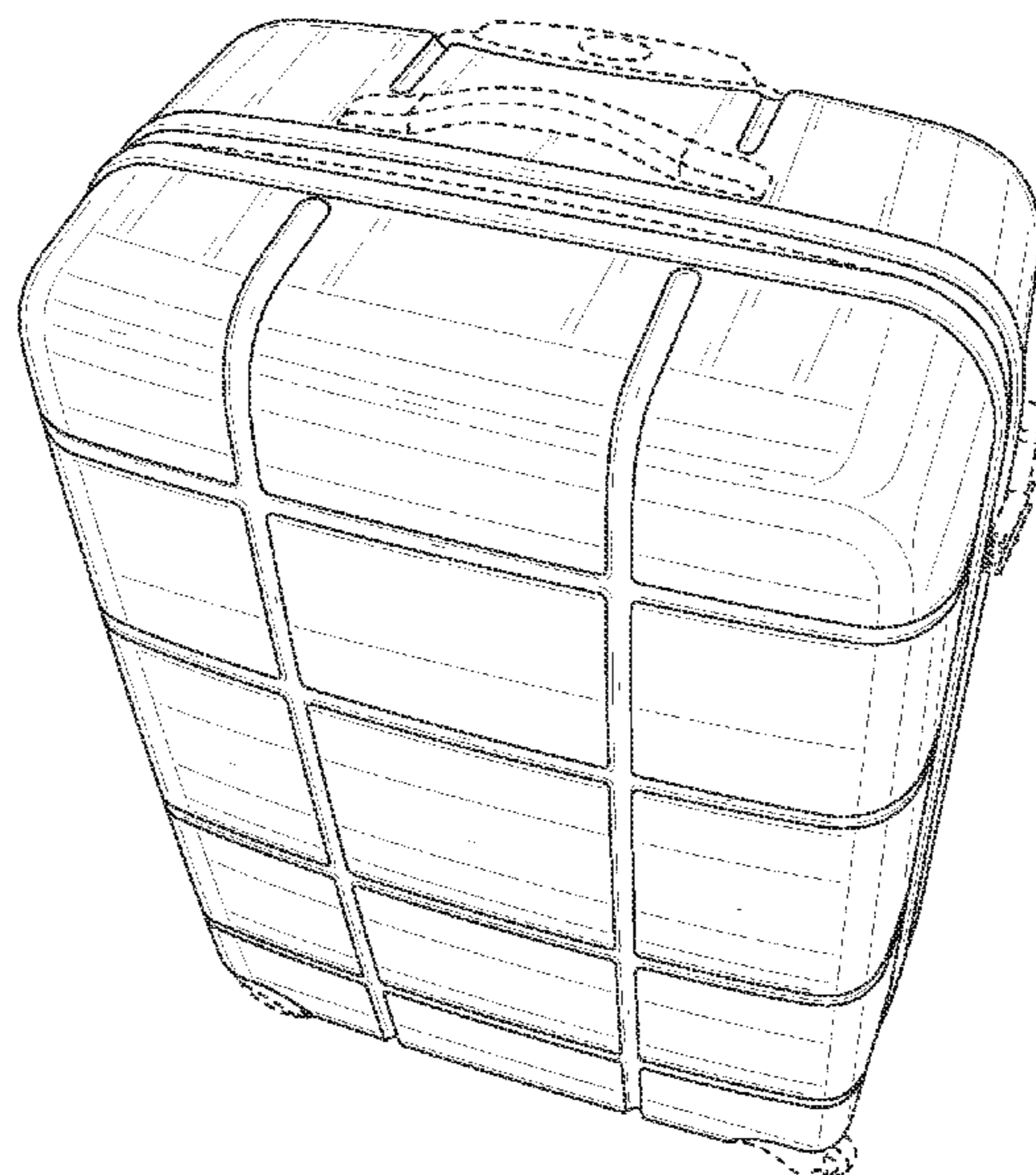
FIG. 5 is a right-side view thereof,

FIG. 6 is a top view thereof; and,

FIG. 7 is a bottom view thereof.

The portions of the design that are shown in broken lines do not form part of the claimed design.

**1 Claim, 6 Drawing Sheets**



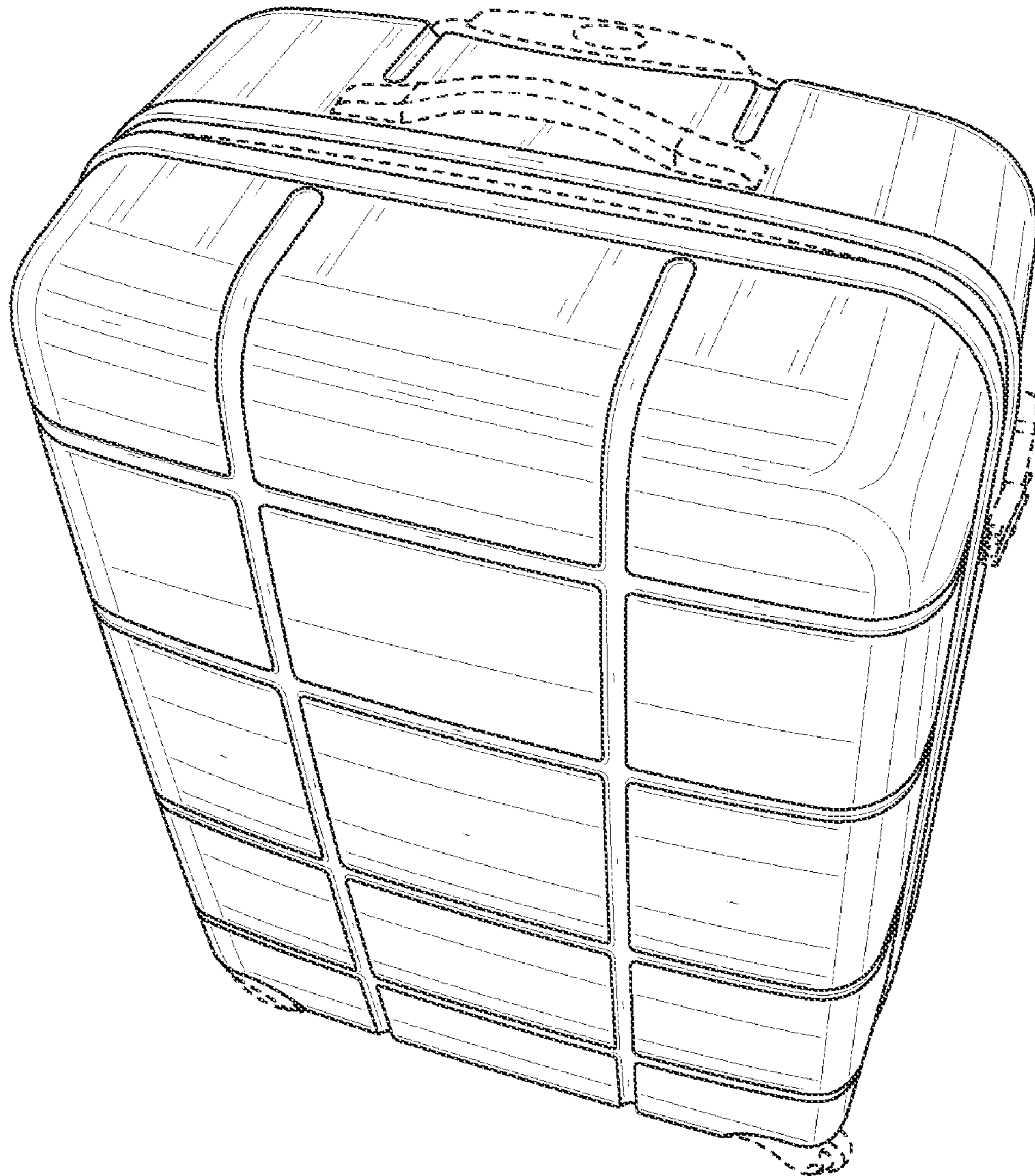


FIG. 1

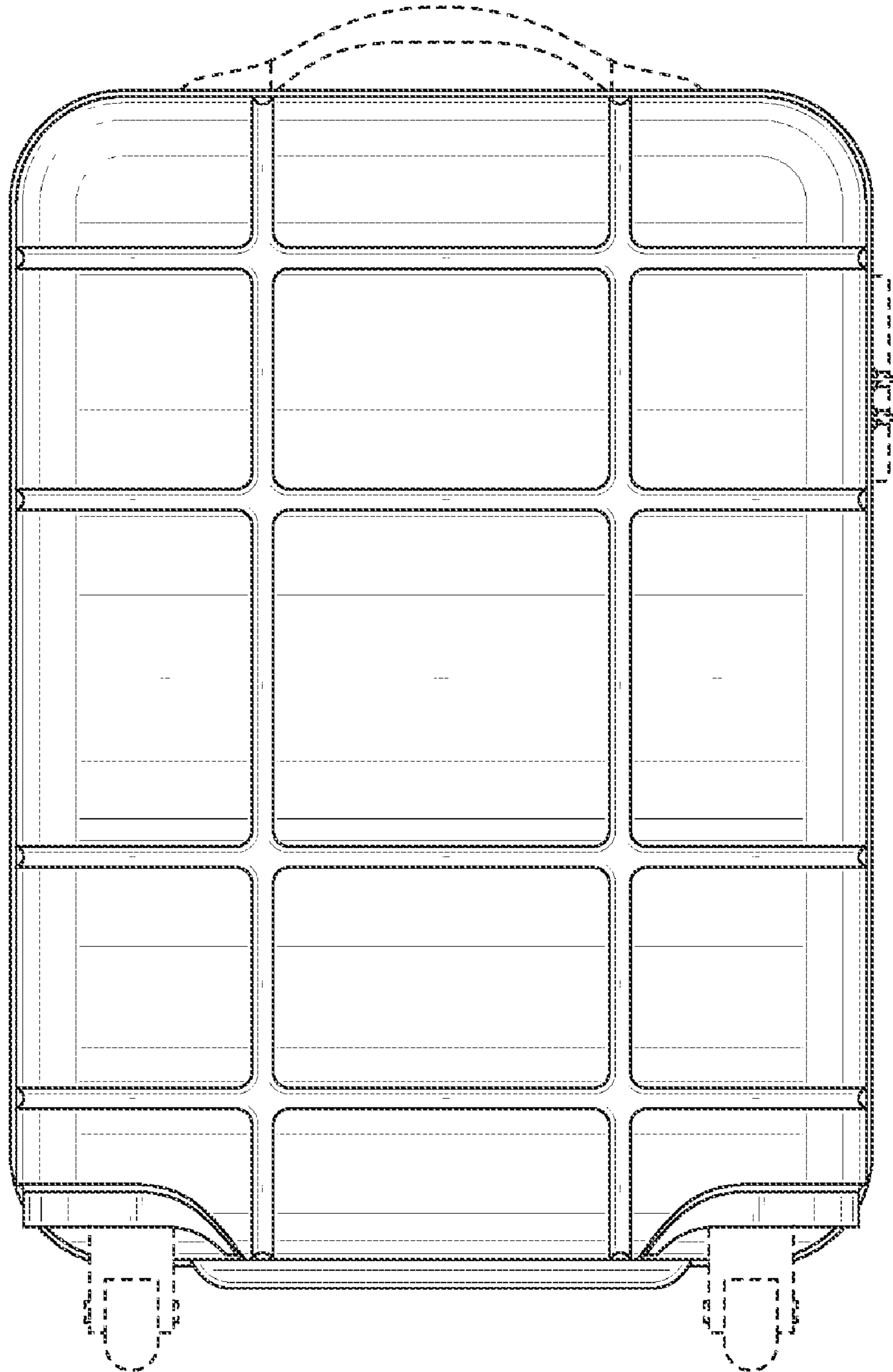


FIG. 2




FIG. 3




FIG. 4




FIG. 5

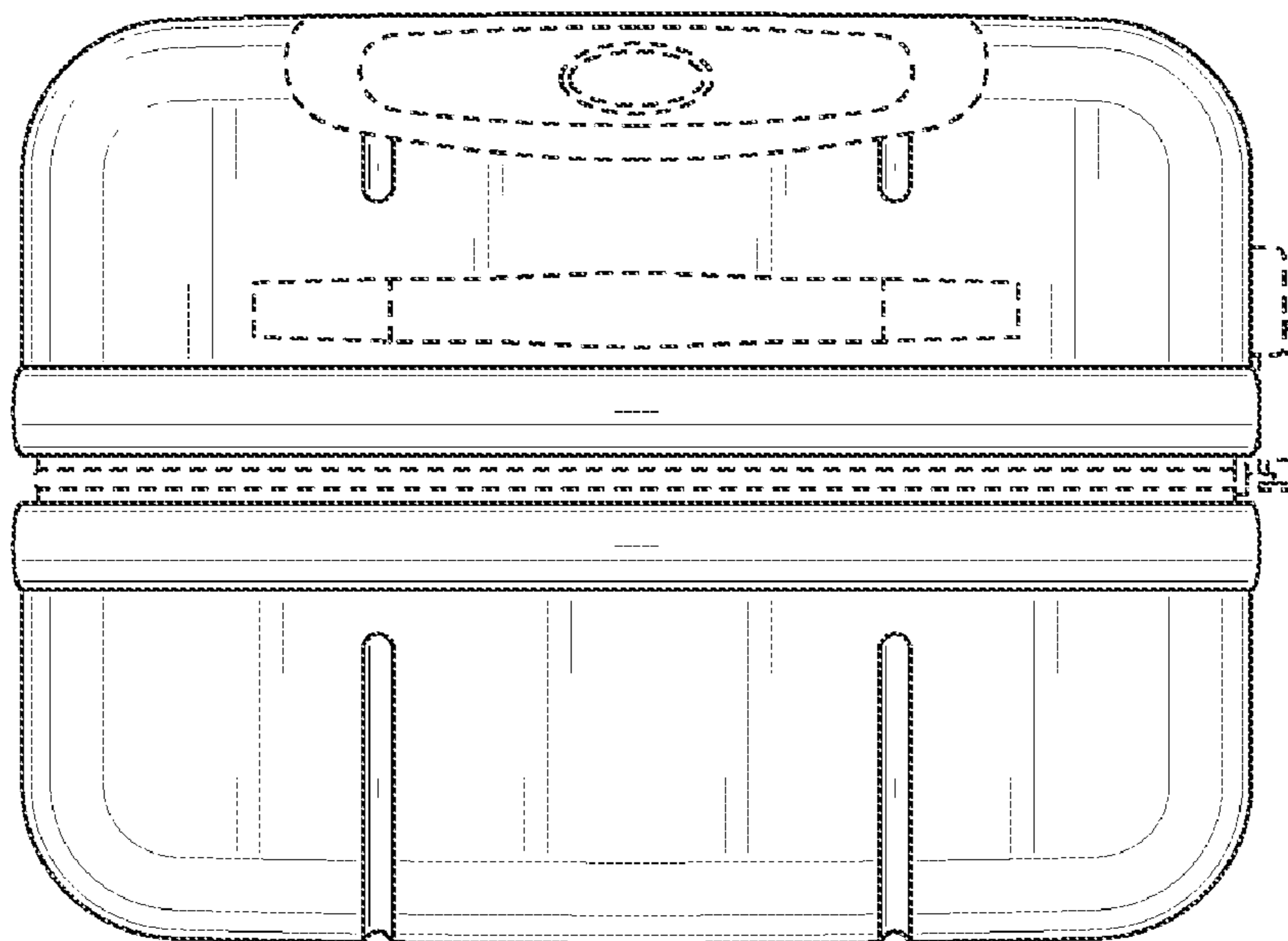


FIG. 6

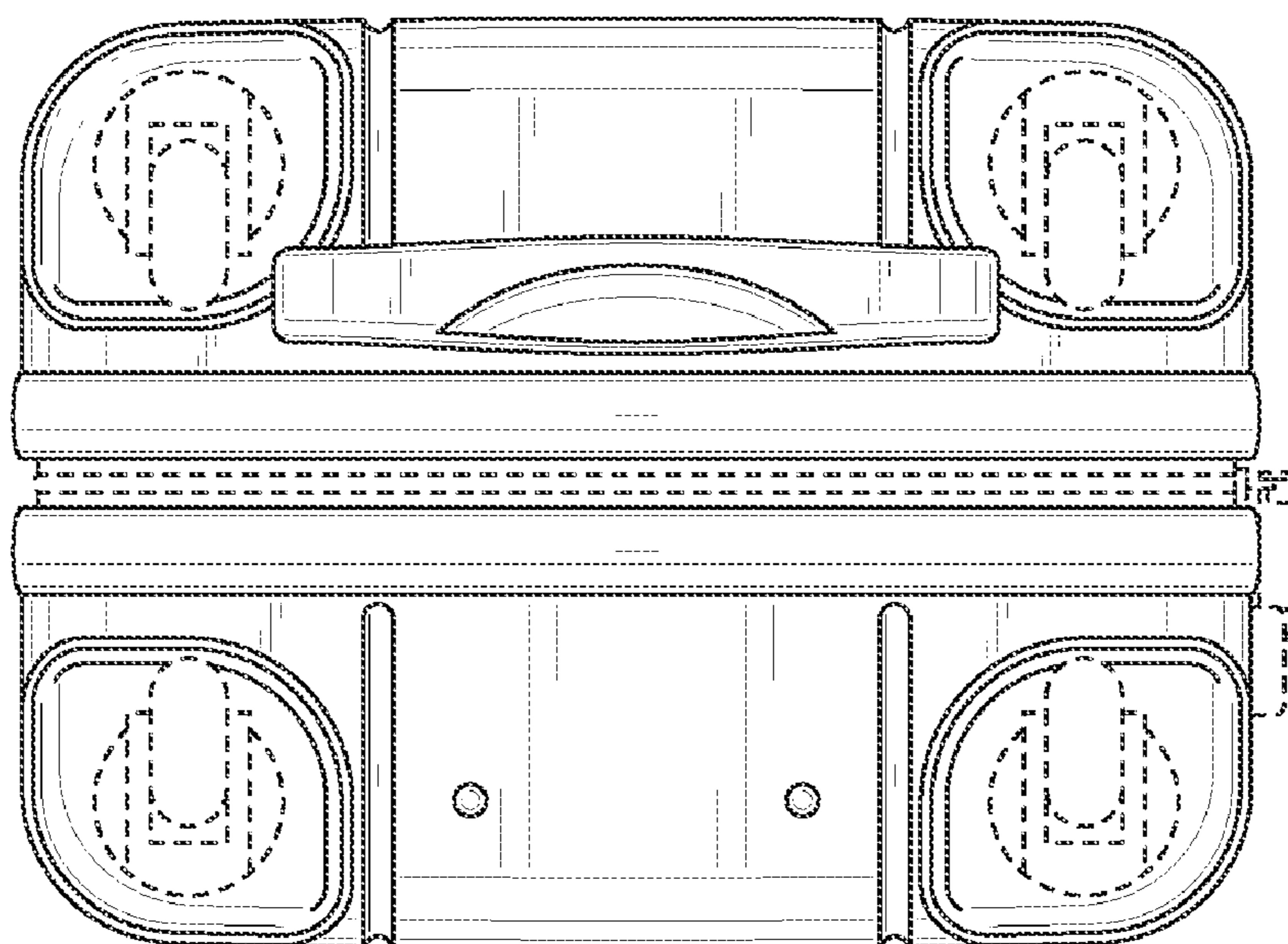


FIG. 7