



US00D633687S

(12) **United States Design Patent**  
**Zeller et al.**

(10) **Patent No.:** **US D633,687 S**

(45) **Date of Patent:** **\*\* \*Mar. 8, 2011**

(54) **BOOT JACK**

(76) Inventors: **Charles Wayne Zeller**, Bartley, NE  
(US); **Sherry Ann Zeller**, Bartley, NE  
(US)

(\*) Notice: This patent is subject to a terminal disclaimer.

(\*\*) Term: **14 Years**

(21) Appl. No.: **29/349,682**

(22) Filed: **Apr. 22, 2010**

**Related U.S. Application Data**

(62) Division of application No. 29/316,629, filed on Oct. 15, 2009, now Pat. No. Des. 617,532.

(51) **LOC (9) Cl.** ..... **07-99**

(52) **U.S. Cl.** ..... **D2/642; 07/99**

(58) **Field of Classification Search** ..... D2/641,  
D2/642, 643; 2/111, 113, 118, 119  
See application file for complete search history.

(56) **References Cited**

**U.S. PATENT DOCUMENTS**

36,831	A *	11/1862	Bourn	223/116
231,529	A	8/1880	Boyington	
434,653	A *	8/1890	Bommer	223/115
582,484	A *	5/1897	Pendergast	223/114
1,849,282	A	3/1932	Churchill	
D159,714	S	8/1950	Brackin	
D220,231	S *	3/1971	McDonald	D2/642
D226,245	S *	1/1973	Cairns	D2/642

D227,188	S	6/1973	Hartman	
D229,118	S	11/1973	Schechtman	
4,226,346	A *	10/1980	Turner	223/115
D262,240	S	12/1981	Greifelt	
4,355,734	A *	10/1982	Moore	222/63
D275,814	S	10/1984	Windsor	
D287,542	S	1/1987	Wilkinson et al.	
4,760,942	A	8/1988	Kadar	
5,133,488	A *	7/1992	Peterson	223/114
D347,313	S	5/1994	Whitaker	
D350,011	S	8/1994	Edwards	
D394,336	S *	5/1998	Gillikin, Sr.	D2/642
D420,203	S	2/2000	Watkins	
D487,608	S *	3/2004	Birnbaum	D2/642
D501,702	S *	2/2005	Bussell	D2/642
7,048,159	B1	5/2006	Bowers	

\* cited by examiner

*Primary Examiner* — T. Chase Nelson

*Assistant Examiner* — Kathleen M Sims

(74) *Attorney, Agent, or Firm* — Dennis L. Thomte; Thomte Patent Law Offices LLC

(57) **CLAIM**

We claim the ornamental design for a boot jack, as shown.

**DESCRIPTION**

FIG. 1 is a perspective view of a boot jack showing our new design;

FIG. 2 is a top view of the boot jack of FIG. 1;

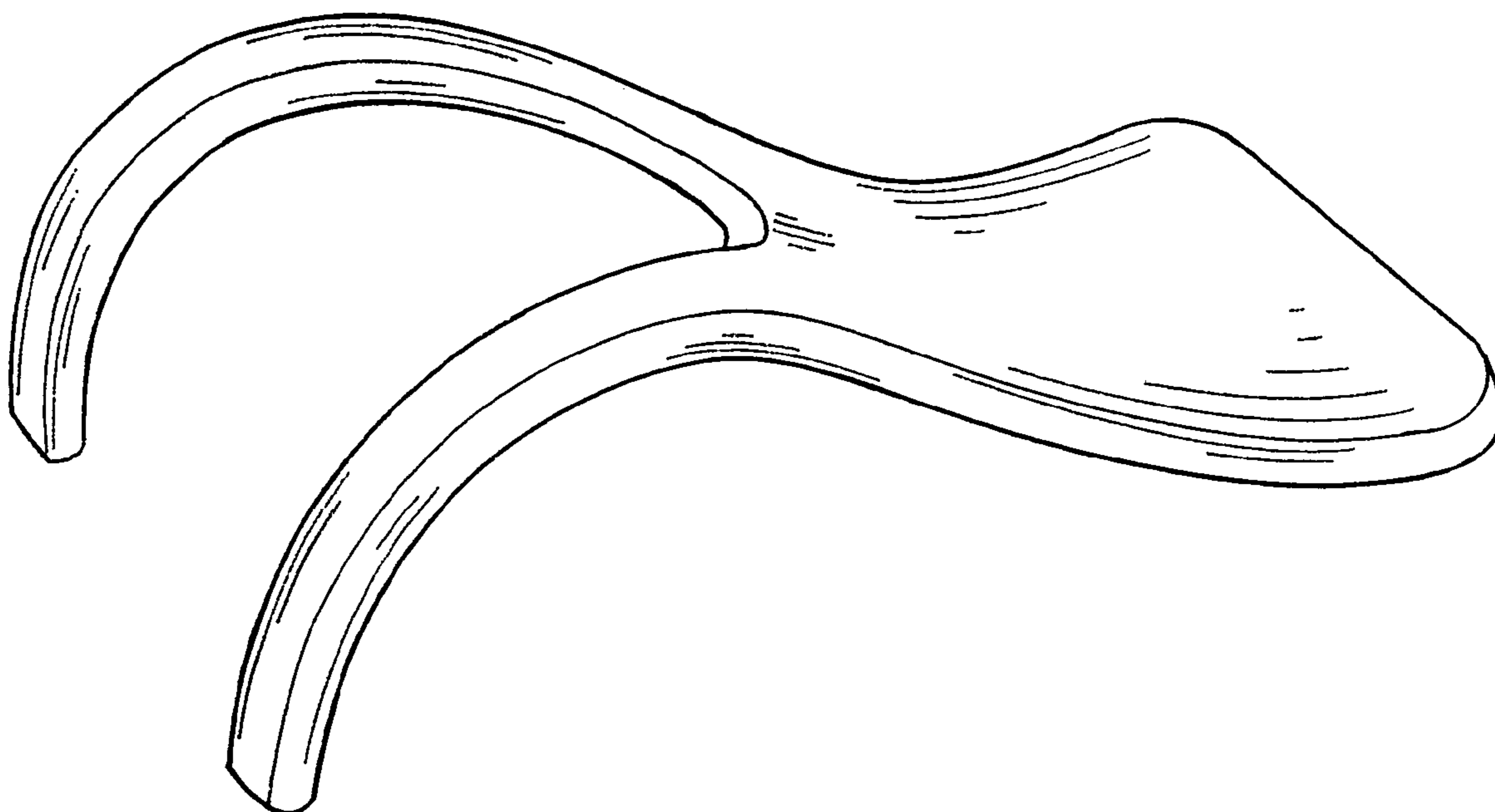
FIG. 3 is an end view of the boot jack of FIG. 1;

FIG. 4 is a side view of the boot jack of FIG. 1;

FIG. 5 is a bottom view of the boot jack of FIG. 1; and,

FIG. 6 is an end view of the boot jack of FIG. 1 opposite to the view of FIG. 3.

**1 Claim, 2 Drawing Sheets**



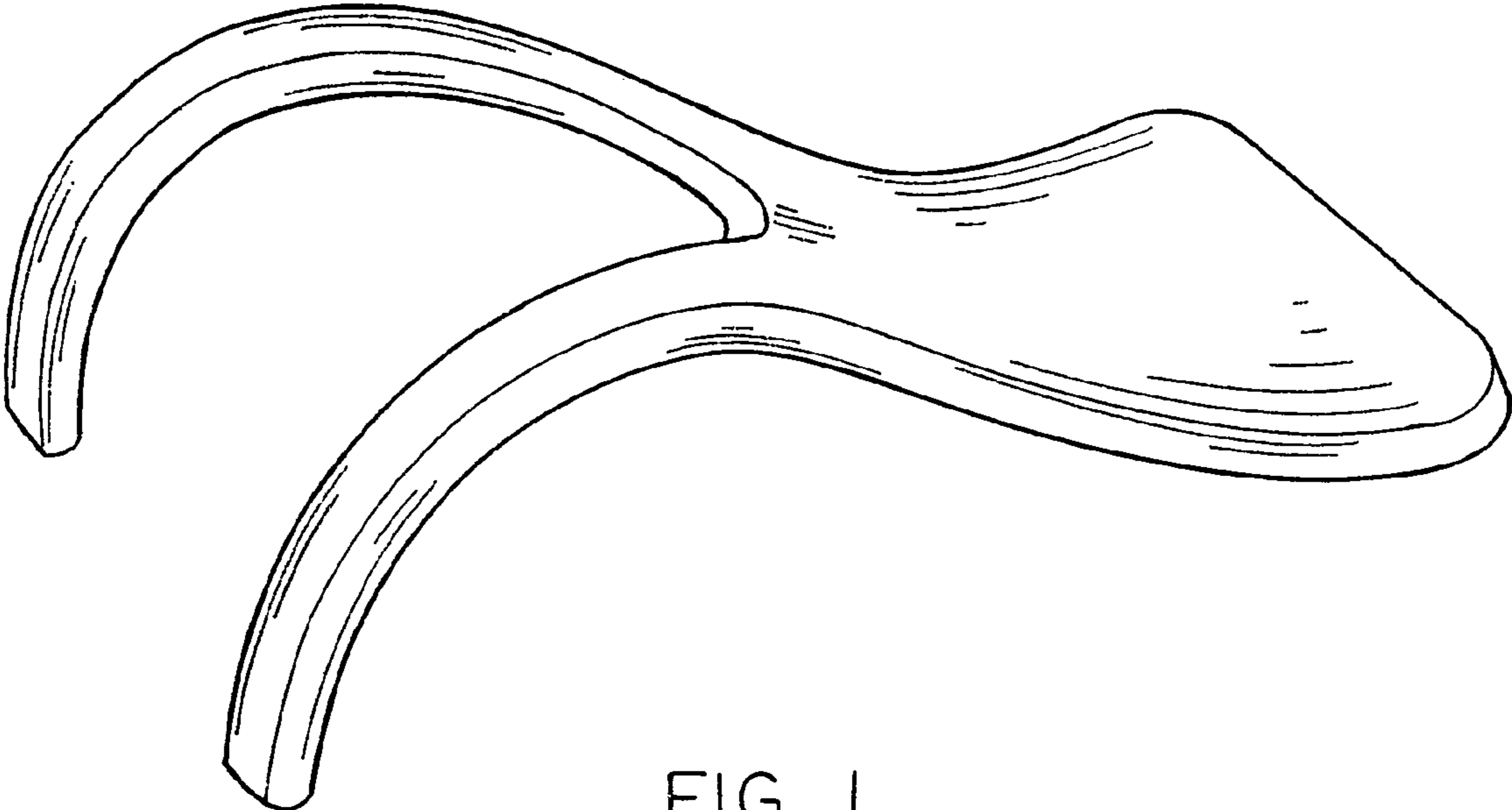


FIG. 1

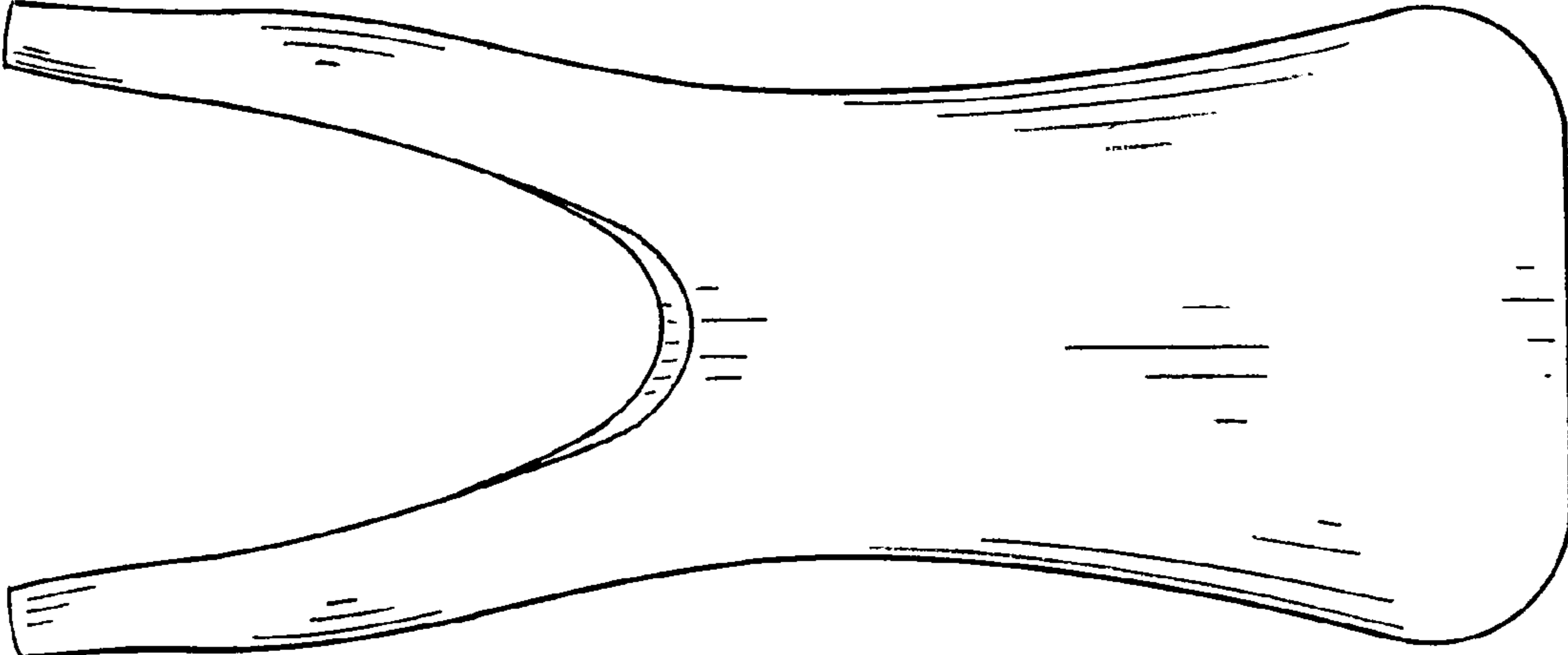


FIG. 2

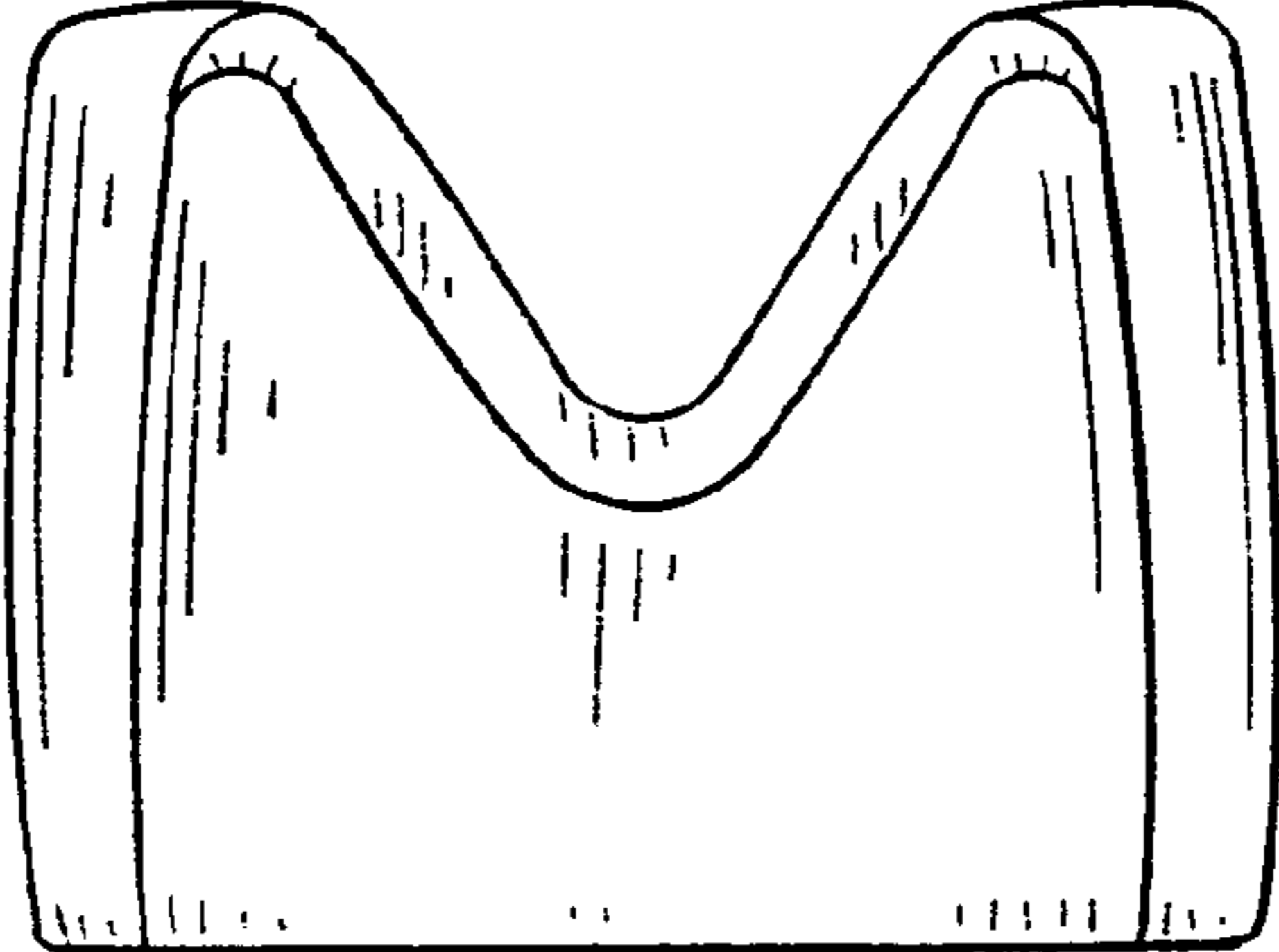


FIG. 3

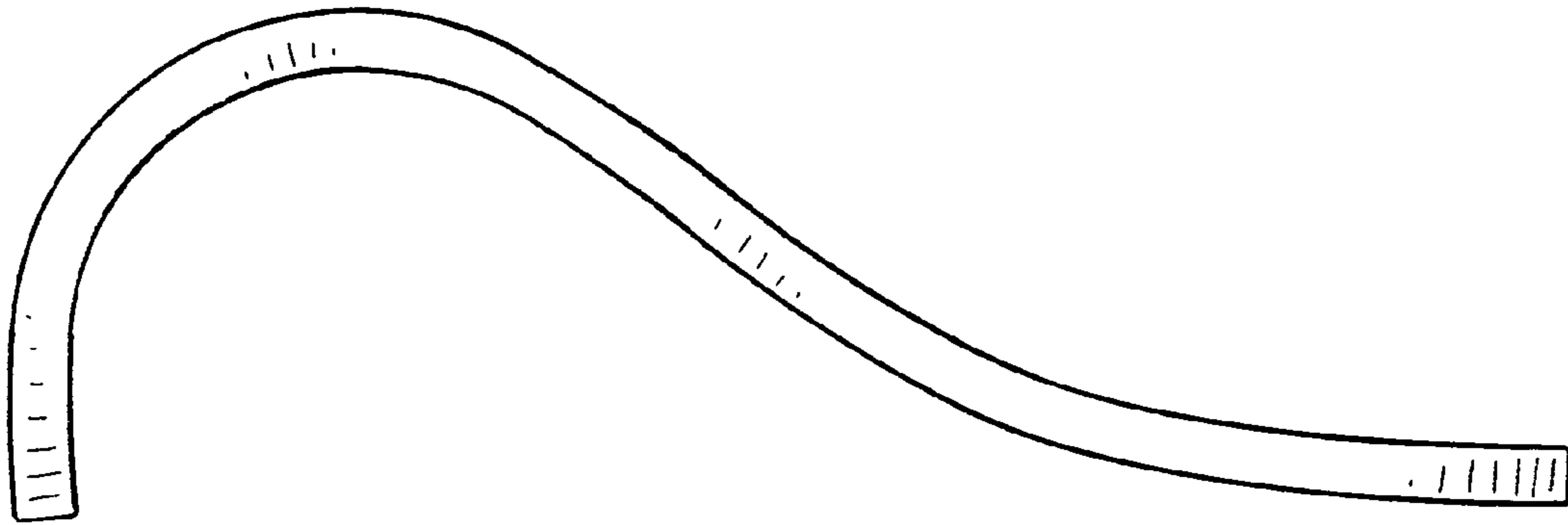


FIG. 4

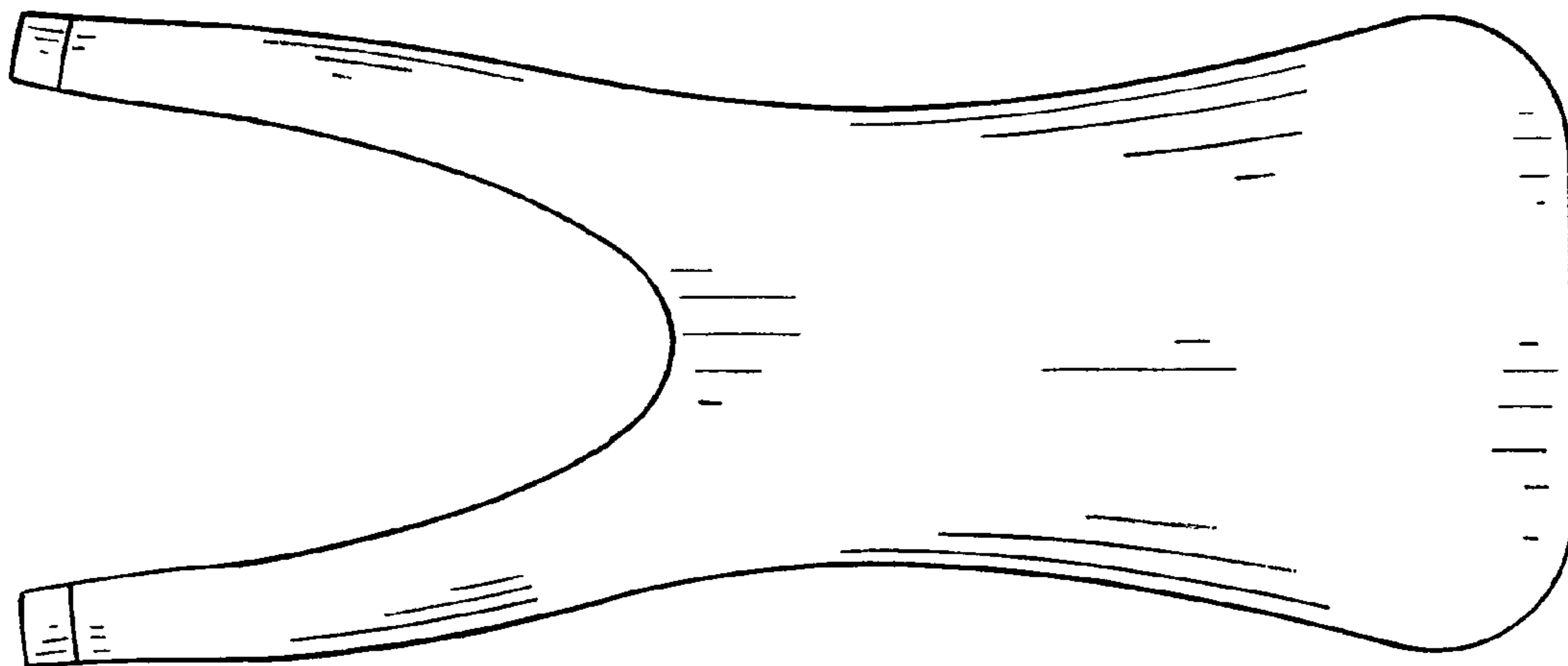


FIG. 5

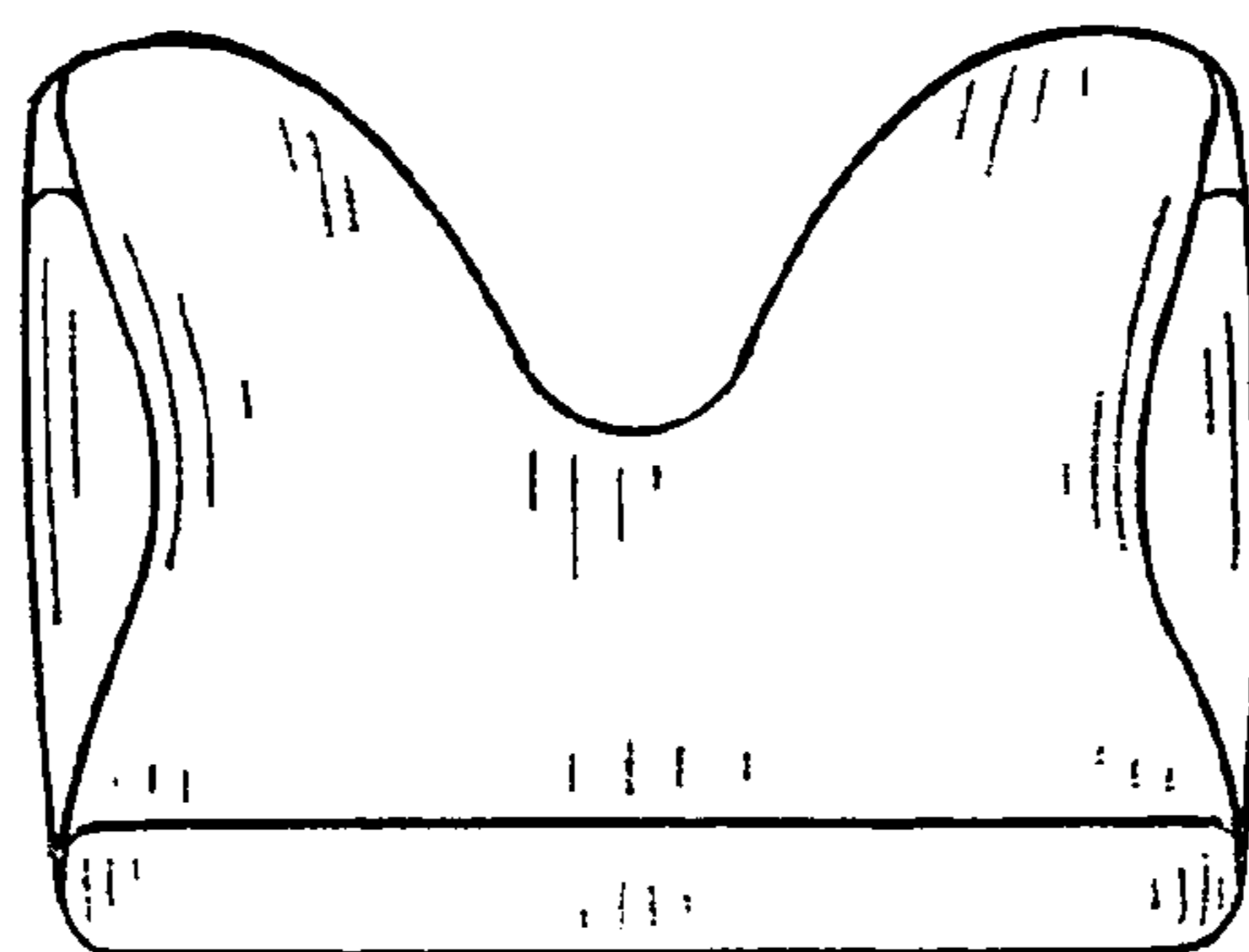


FIG. 6