



US00D633685S

(12) **United States Design Patent**  
**Caffee et al.**

(10) **Patent No.:** **US D633,685 S**  
(45) **Date of Patent:** **\*\* Mar. 1, 2011**

(54) **HOURLASS SHAPED URN**

(76) Inventors: **Joseph J. Caffee**, Detroit, MI (US);  
**Angela Heflin**, Detroit, MI (US)

(\*\*) Term: **14 Years**

(21) Appl. No.: **29/360,340**

(22) Filed: **Apr. 23, 2010**

(51) **LOC (9) Cl.** ..... **99-00**

(52) **U.S. Cl.** ..... **D99/5**

(58) **Field of Classification Search** ..... D99/1,  
D99/5, 34, 35, 37; 27/1; D10/40, 44; D11/131,  
D11/157; 52/38, 103; D9/671; 40/409,  
40/486, 124.02; 428/913.3

See application file for complete search history.

(56) **References Cited**

**U.S. PATENT DOCUMENTS**

D149,262 S *	4/1948	Doolin	.....	D10/8
2,562,726 A	7/1951	MacDonald et al.		
D166,486 S	4/1952	Nyholm		
D248,542 S *	7/1978	Jacobs	.....	D9/671
4,191,289 A	3/1980	Austin		
4,267,588 A *	5/1981	Daniels	.....	368/93
D282,056 S *	1/1986	Levine	.....	D11/157
D321,669 S *	11/1991	Hoehne	.....	D10/44
D344,390 S	2/1994	May et al.		
D350,010 S	8/1994	May et al.		
D360,732 S	7/1995	Parker		
5,739,499 A	4/1998	Suzio et al.		
D401,732 S *	11/1998	Parker	.....	D99/5

D401,733 S *	11/1998	Thesken	.....	D99/5
D420,603 S	2/2000	Morga		
6,295,705 B1	10/2001	Gersten		
6,571,439 B1 *	6/2003	Sens	.....	27/1
7,174,611 B1	2/2007	Rose et al.		
7,399,102 B2 *	7/2008	Sullivan	.....	362/193

\* cited by examiner

*Primary Examiner*—Paula Greene

(74) *Attorney, Agent, or Firm*—Montgomery Patent and Design; Joseph T. Yaksich; Robert C. Montgomery

(57) **CLAIM**

The ornamental design for an hourglass shaped urn, as shown and described.

**DESCRIPTION**

FIG. 1 is a front perspective view of an hourglass shaped urn, showing my new design;

FIG. 2 is a front view thereof;

FIG. 3 is a rear view thereof;

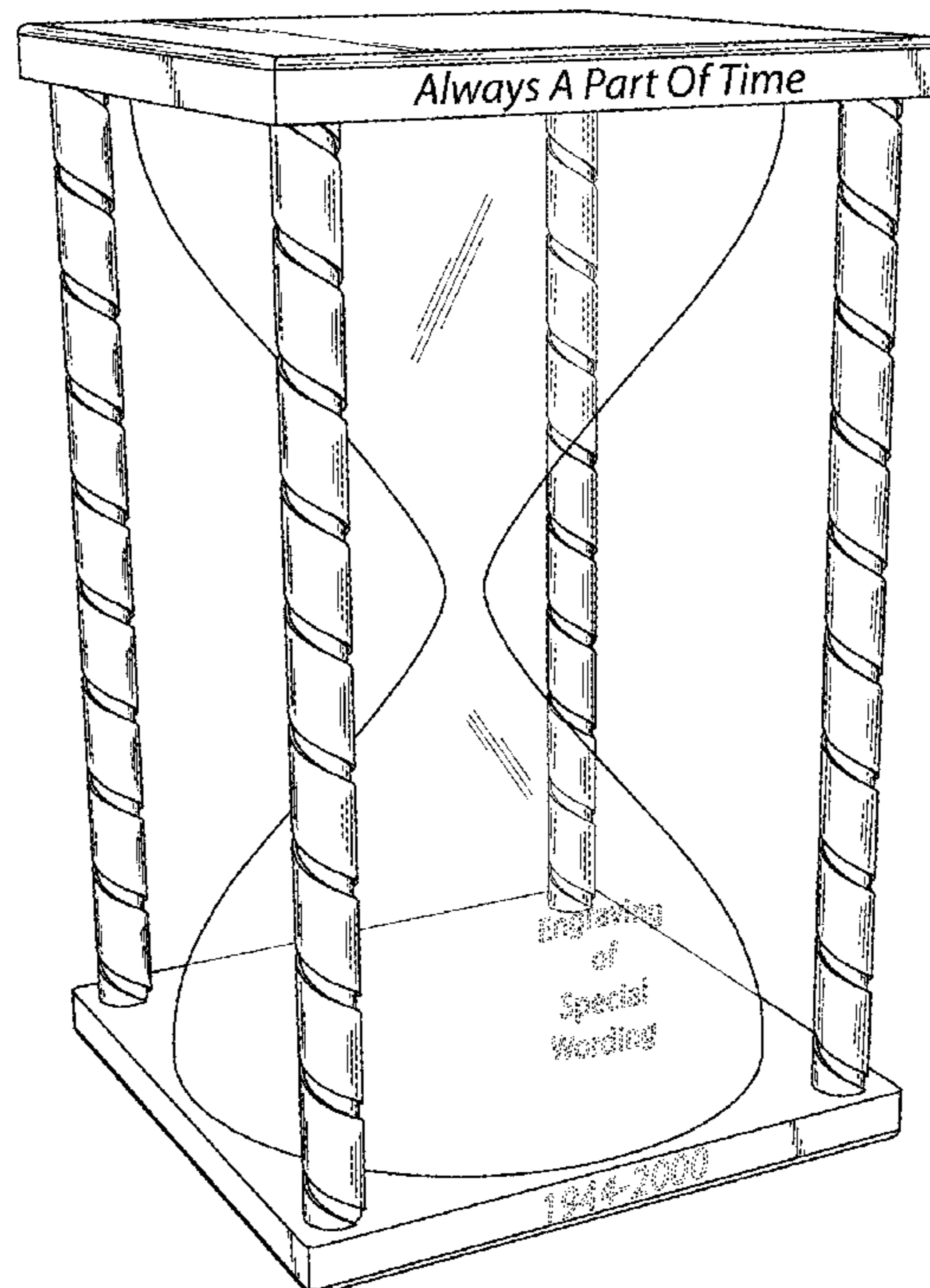
FIG. 4 is a left side view thereof;

FIG. 5 is a right side view thereof; and,

FIG. 6 is a top view thereof with a bottom view being the mirror image.

The broken lines depicting alphanumeric characters are for the purpose of illustrating the invention and form no part of the claimed design.

**1 Claim, 6 Drawing Sheets**



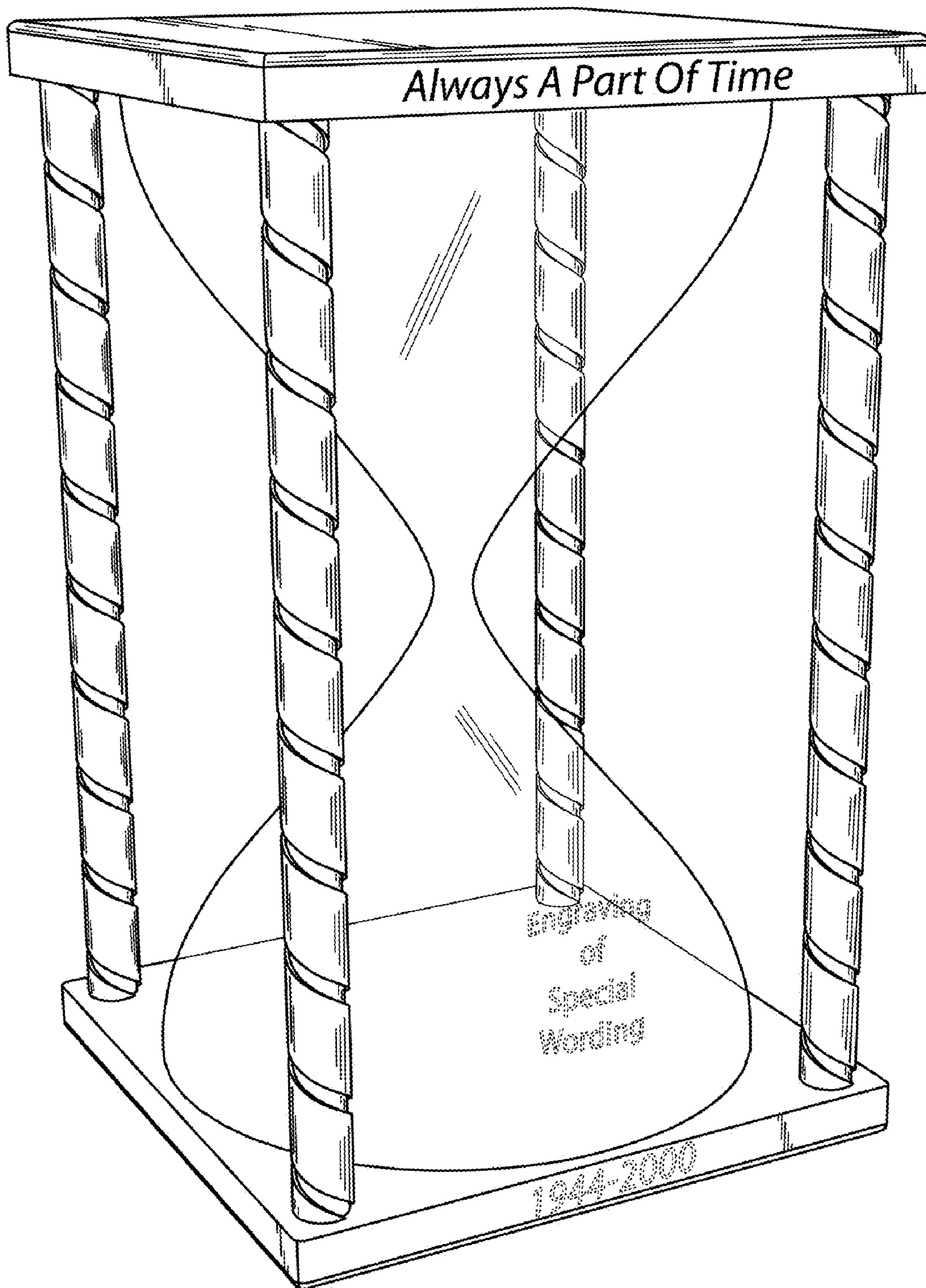


Fig. 1

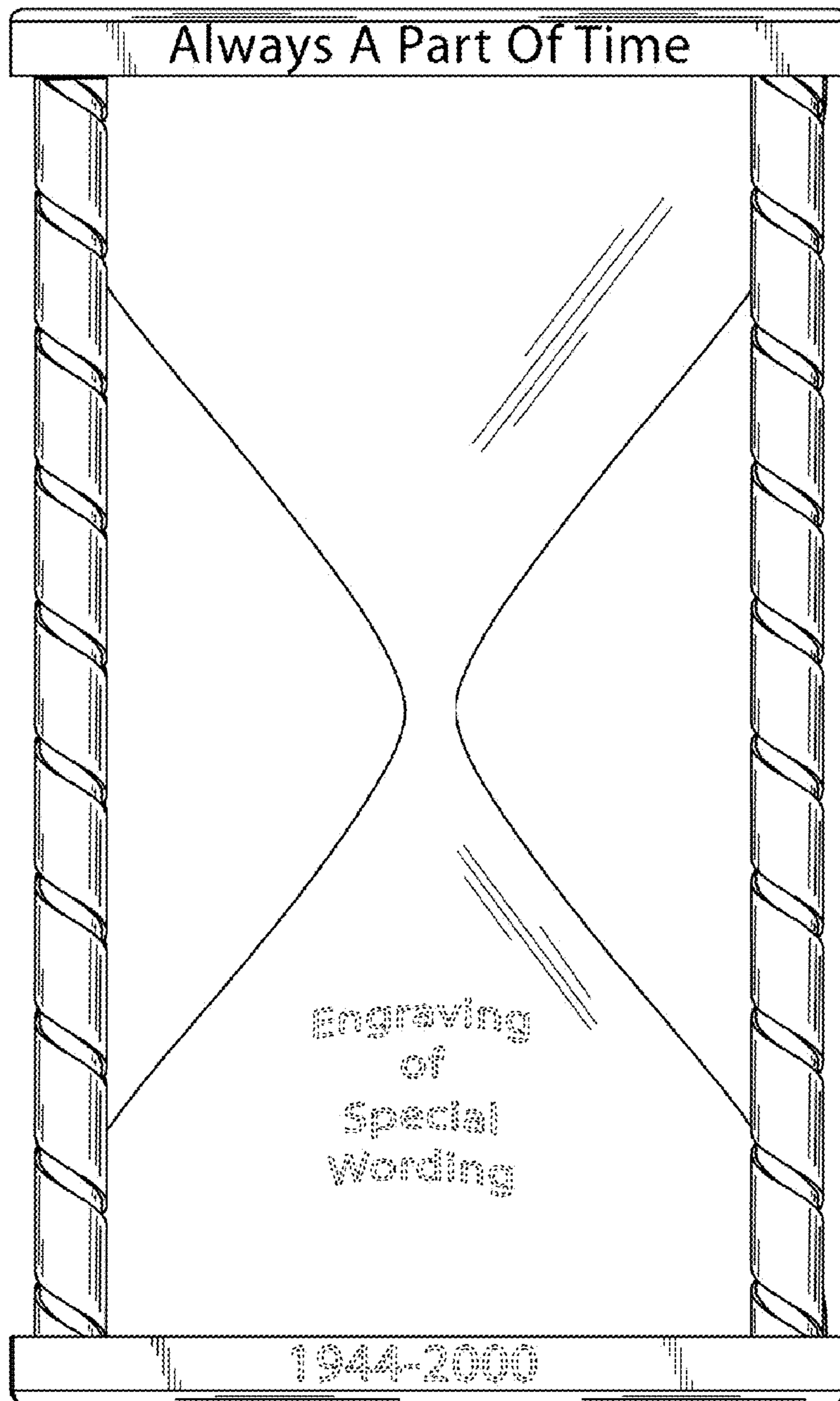


Fig. 2

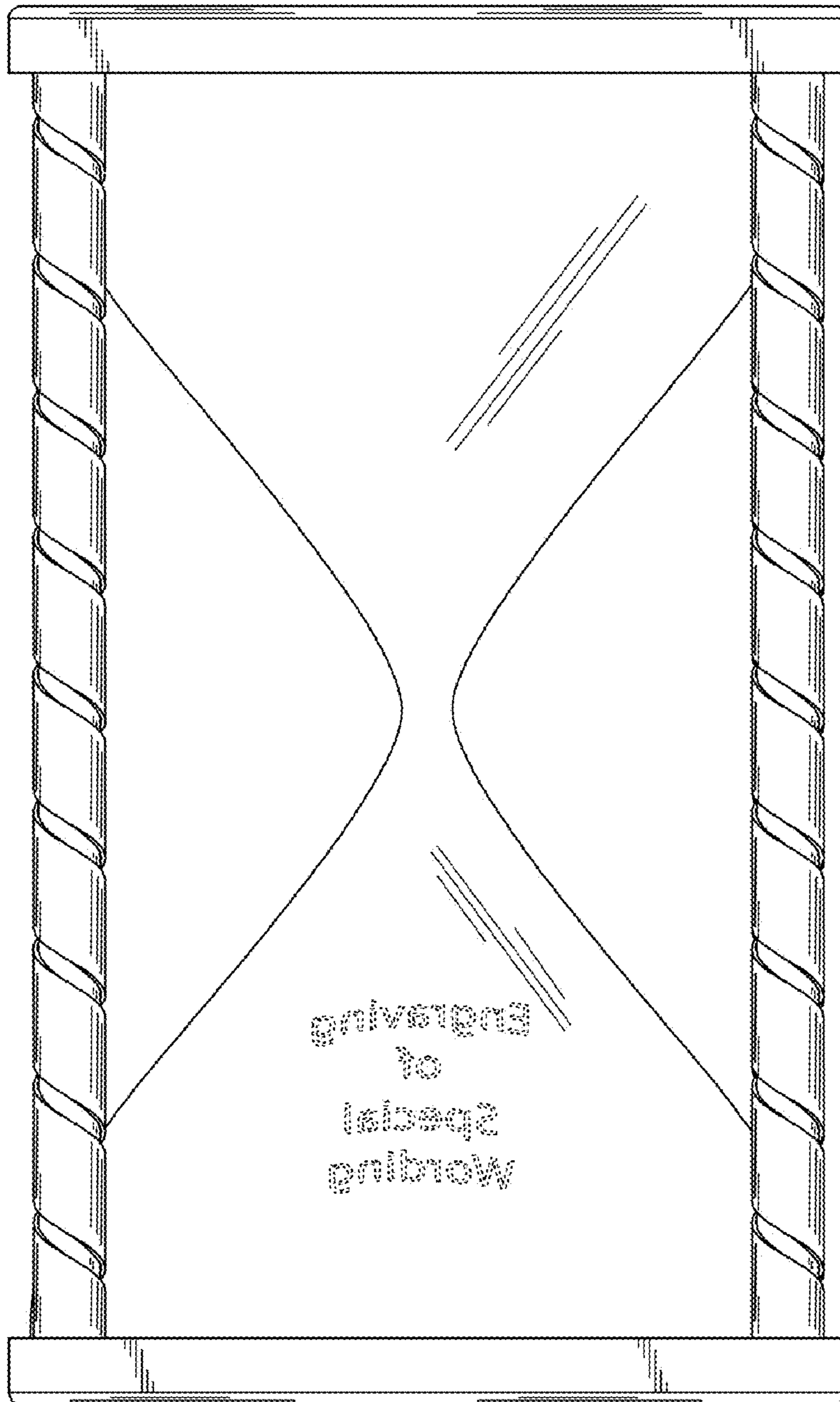


Fig. 3

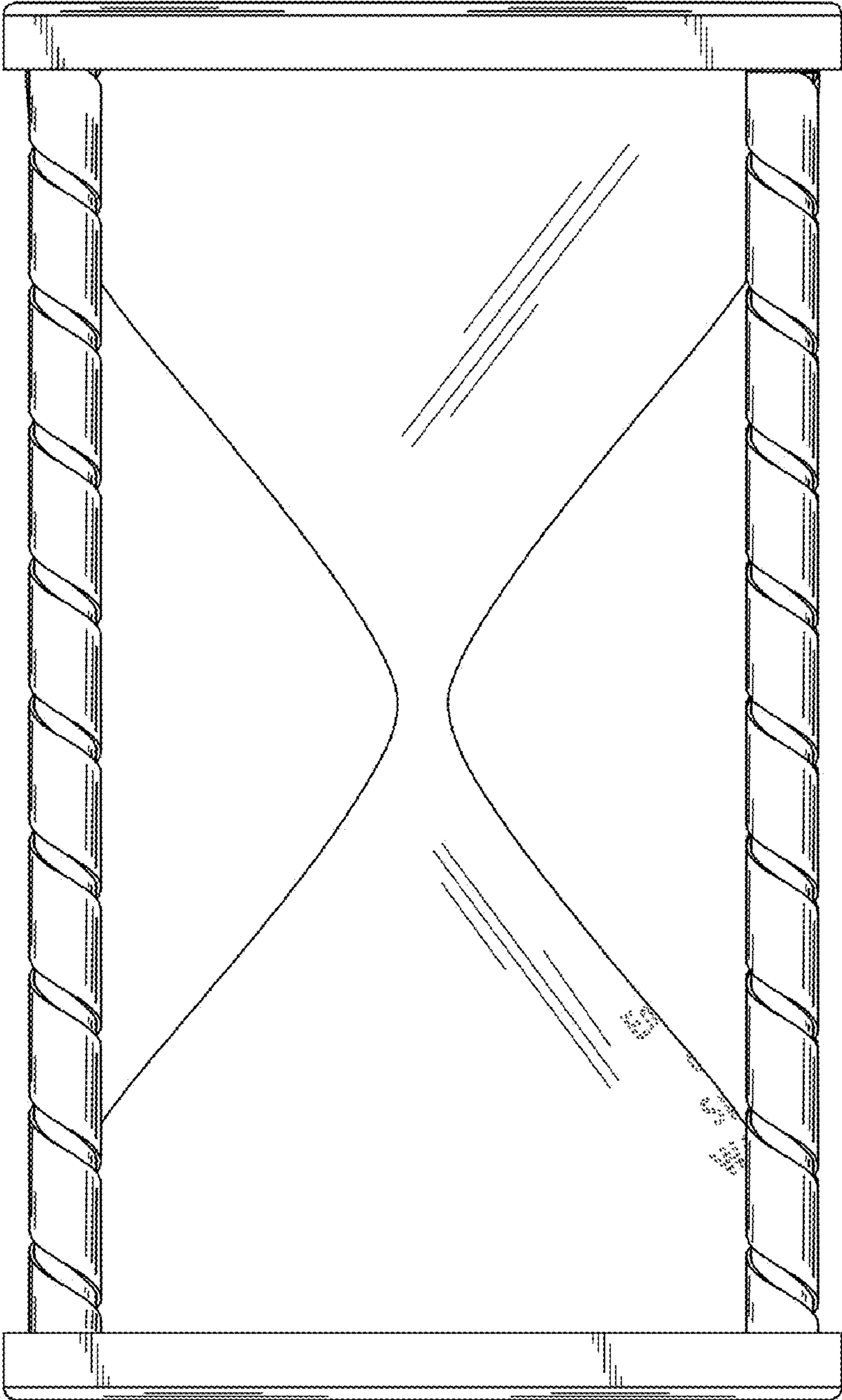


Fig. 4

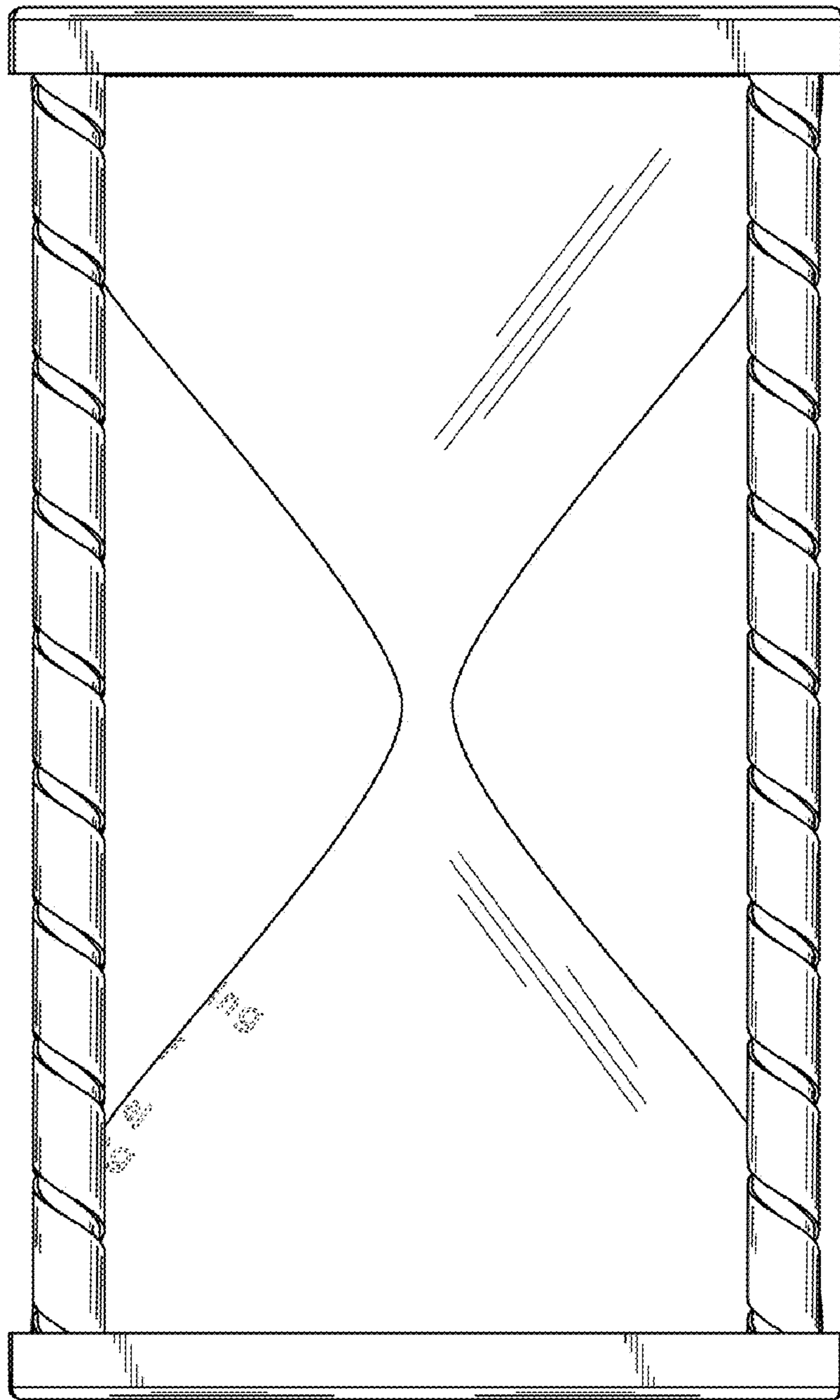


Fig. 5




Fig. 6