



US00D633673S

(12) **United States Design Patent**
McKnight

(10) **Patent No.:** **US D633,673 S**
(45) **Date of Patent:** **** *Mar. 1, 2011**

(54) **CLOTH**
(75) Inventor: **David A. McKnight**, Hinsdale, IL (US)
(73) Assignee: **The Libman Company**, Arcola, IL (US)
(**) Term: **14 Years**
(21) Appl. No.: **29/355,599**
(22) Filed: **Feb. 10, 2010**
(51) **LOC (9) Cl.** **04-01**
(52) **U.S. Cl.** **D32/40**
(58) **Field of Classification Search** D32/40-45;
D28/8.1, 8.2; 15/244.1, 244.3, 244.4, 208,
15/209.1; D5/57, 60
See application file for complete search history.

7,431,983 B2 10/2008 Amano
D590,116 S * 4/2009 Policicchio et al. D32/40
D609,420 S * 2/2010 Laforteza D32/40
D609,869 S * 2/2010 Tanaka et al. D32/40
2003/0192141 A1 10/2003 Rademacher et al.
2005/0015911 A1 1/2005 Harty
2005/0250404 A1 11/2005 Clarke
2005/0273958 A1 12/2005 Dillon
2006/0123573 A1 6/2006 Rivera et al.
2006/0178067 A1 8/2006 Mangold et al.
2007/0256261 A1 11/2007 Benitez, Jr. et al.
2009/0038101 A1 2/2009 Duda et al.

(Continued)

FOREIGN PATENT DOCUMENTS

(56) **References Cited**

DE 202005009171 10/2005

U.S. PATENT DOCUMENTS

2,107,636 A 2/1938 Kingman
2,942,285 A 6/1960 Gray
3,038,187 A 6/1962 Nathanson
3,169,264 A 2/1965 Walker
3,533,126 A 10/1970 Ramos
4,047,534 A 9/1977 Thomaschefskey et al.
4,240,760 A 12/1980 Levine
4,254,530 A 3/1981 Lambert
4,298,649 A 11/1981 Meitner
4,477,938 A 10/1984 Rogut
4,510,641 A 4/1985 Morris
4,525,411 A 6/1985 Schmidt
4,665,580 A 5/1987 Morris
4,698,871 A 10/1987 Patkos
4,856,134 A 8/1989 Wertz et al.
4,906,513 A 3/1990 Kebbell et al.
4,949,417 A 8/1990 Wertz et al.
5,918,341 A * 7/1999 Hale 15/209.1
6,256,831 B1 7/2001 Chen
6,485,822 B1 11/2002 Osiecki et al.
6,977,113 B2 12/2005 Kody et al.
6,993,805 B2 2/2006 Prodoehl et al.
7,225,496 B2 6/2007 Prodoehl et al.
7,228,586 B2 6/2007 Prodoehl et al.
D564,721 S * 3/2008 Vinson et al. D32/40

(Continued)

Primary Examiner—Robin V Webster
(74) *Attorney, Agent, or Firm*—Banner & Witcoff, Ltd.


(57) **CLAIM**

The ornamental design for a cloth, as shown and described.

DESCRIPTION

FIG. 1 is a bottom, front perspective view of a cloth showing my new design;
FIG. 2 is a bottom view thereof;
FIG. 3 is a side view, the opposite side being a mirror image thereof;
FIG. 4 is a front view, the rear view being a mirror image thereof; and,
FIG. 5 is a top view thereof.

1 Claim, 4 Drawing Sheets



US D633,673 S

Page 2

U.S. PATENT DOCUMENTS

2009/0094772 A1 4/2009 Lee et al.
2009/0178223 A1 7/2009 Martin Rivera et al.

KR 10-0878356 1/2009
WO 2009/003530 1/2009

FOREIGN PATENT DOCUMENTS

DE 202007009245 10/2007

* cited by examiner

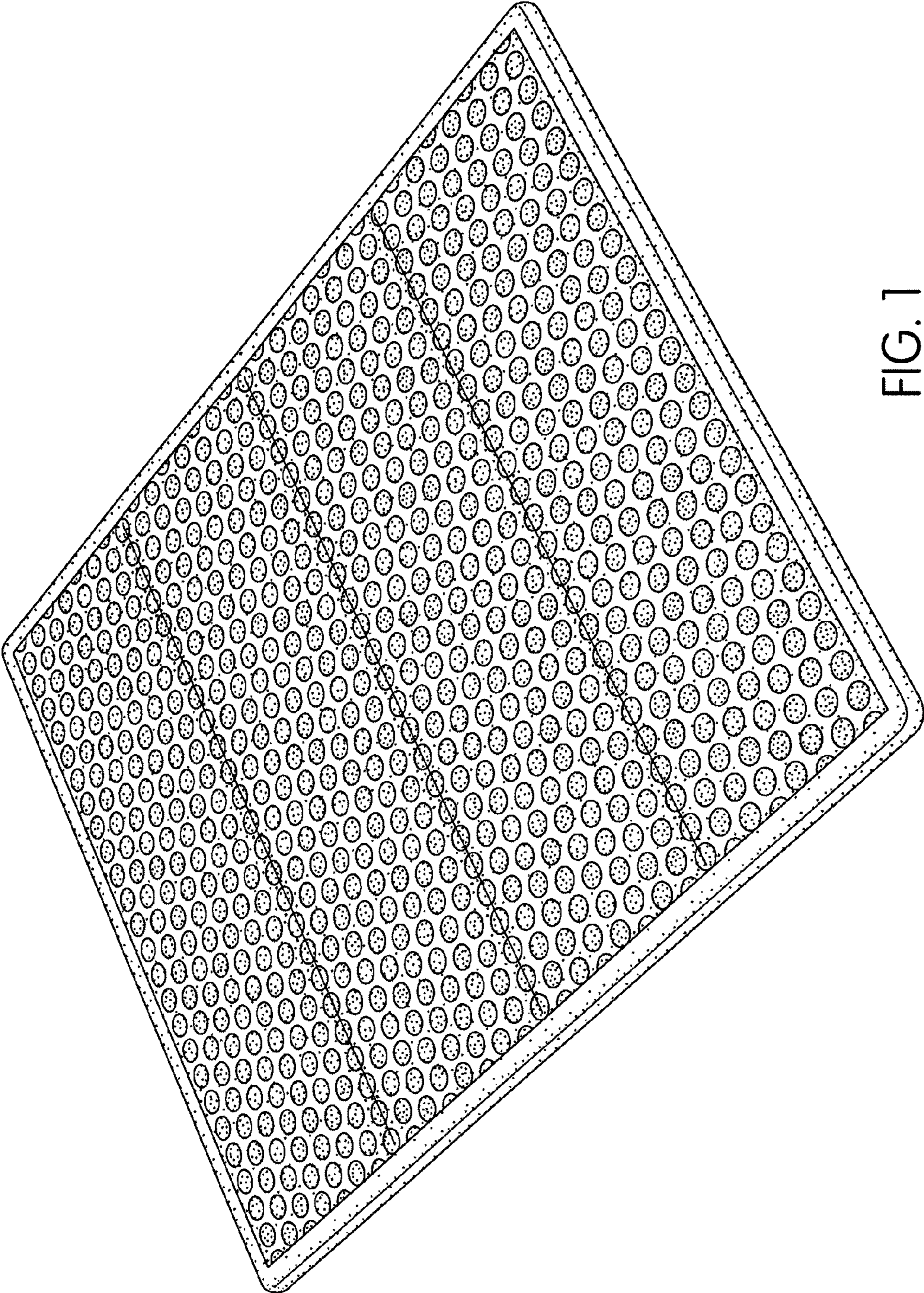


FIG. 1




FIG. 2




FIG. 3



FIG. 4




FIG. 5