



US00D633663S

(12) **United States Design Patent**  
**Choi et al.**

(10) **Patent No.:** **US D633,663 S**  
(45) **Date of Patent:** **\*\* Mar. 1, 2011**

(54) **ULTRASONIC CLEANER**

(75) Inventors: **Yautam Choi**, Shenzhen (CN); **Edmond Choi**, Shenzhen (CN)

(73) Assignee: **Eumax Technology (Shenzhen) Ltd.**, Guangdong Province (CN)

(\*\*) Term: **14 Years**

(21) Appl. No.: **29/350,352**

(22) Filed: **Nov. 16, 2009**

(30) **Foreign Application Priority Data**

Sep. 11, 2009 (CN) ..... 2009 3 0169267

(51) **LOC (9) Cl.** ..... **15-05**

(52) **U.S. Cl.** ..... **D32/1**

(58) **Field of Classification Search** ..... D32/1;  
D24/217; 134/117, 135, 184, 198, 200  
See application file for complete search history.

(56) **References Cited**

**U.S. PATENT DOCUMENTS**

- D108,508 S \* 2/1938 Finn ..... D24/217
- D206,260 S \* 11/1966 Yeaman ..... D32/1
- 3,478,758 A \* 11/1969 Davies ..... 134/85
- D229,220 S \* 11/1973 Pulos ..... D24/217
- D261,423 S \* 10/1981 Geissler ..... D24/217
- D269,370 S \* 6/1983 Groff ..... D24/217
- D307,653 S \* 5/1990 Weirsman et al. .... D32/1
- D307,654 S \* 5/1990 Weirsman et al. .... D32/1

- D322,337 S \* 12/1991 Padgett ..... D32/1
- D347,696 S \* 6/1994 Tominaga ..... D24/217
- D406,416 S \* 3/1999 Chan ..... D32/1
- 6,328,828 B1 \* 12/2001 Rusczyk ..... 148/558
- D463,076 S \* 9/2002 Nottingham et al. .... D32/1
- 7,234,195 B2 \* 6/2007 Matsushita ..... 15/302
- 7,252,102 B1 \* 8/2007 Grass et al. .... 134/184
- D575,911 S \* 8/2008 Greenidge et al. .... D32/1
- D593,262 S \* 5/2009 Gong ..... D32/1

\* cited by examiner

*Primary Examiner*—T. Chase Nelson  
*Assistant Examiner*—Kathleen M Sims

(57) **CLAIM**

The ornamental design for ultrasonic cleaner, as shown and described.

**DESCRIPTION**

FIG. 1 is a front elevational view of an ultrasonic cleaner showing my new design;

FIG. 2 is a rear elevational view thereof;

FIG. 3 is a left side view thereof;

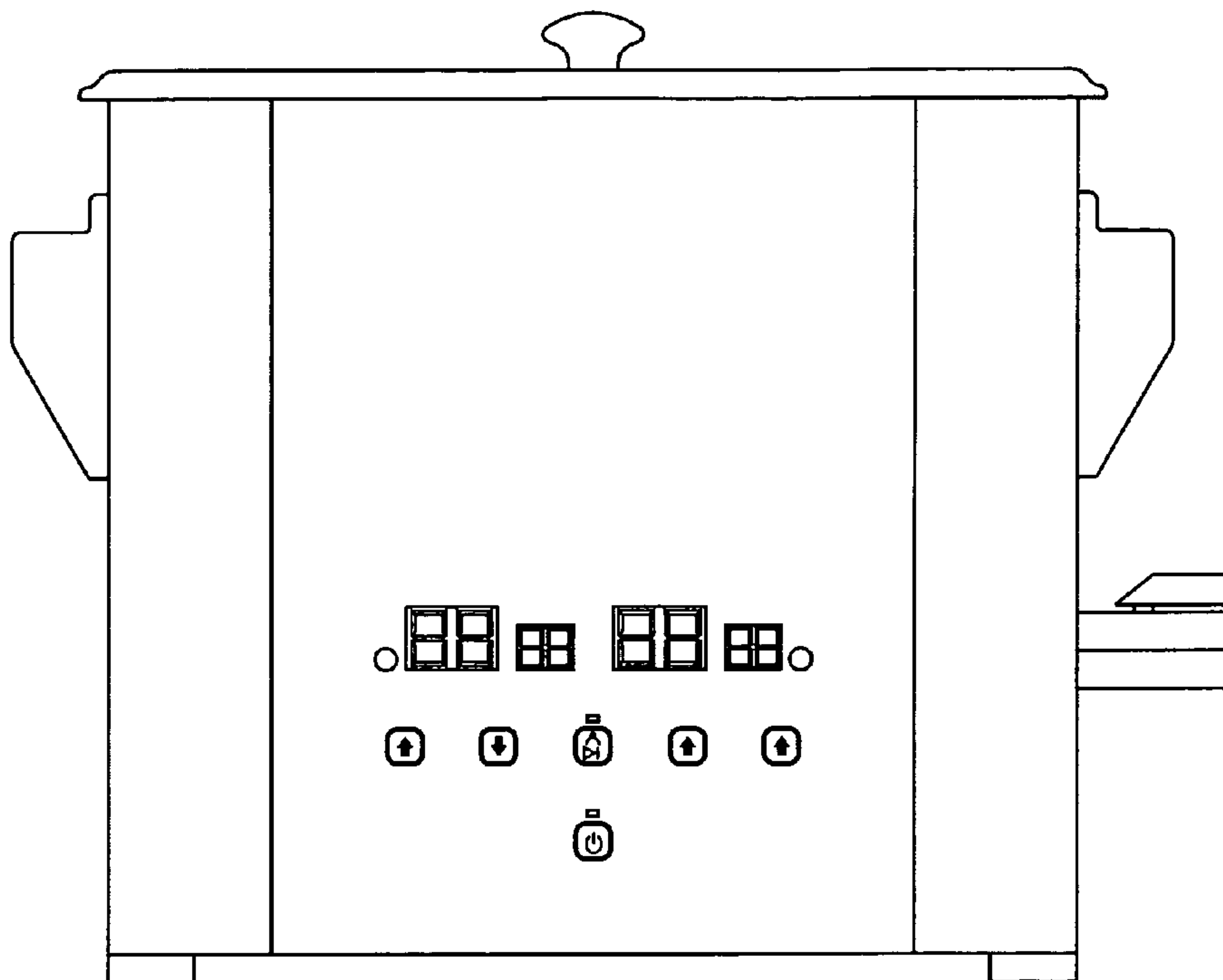
FIG. 4 is a right side view thereof;

FIG. 5 is a top plan view thereof; and,

FIG. 6 is a bottom plan view thereof.

The broken lines shown form no part of the claimed design. The front details as shown in FIG. 1 are flush with the surface.

**1 Claim, 5 Drawing Sheets**



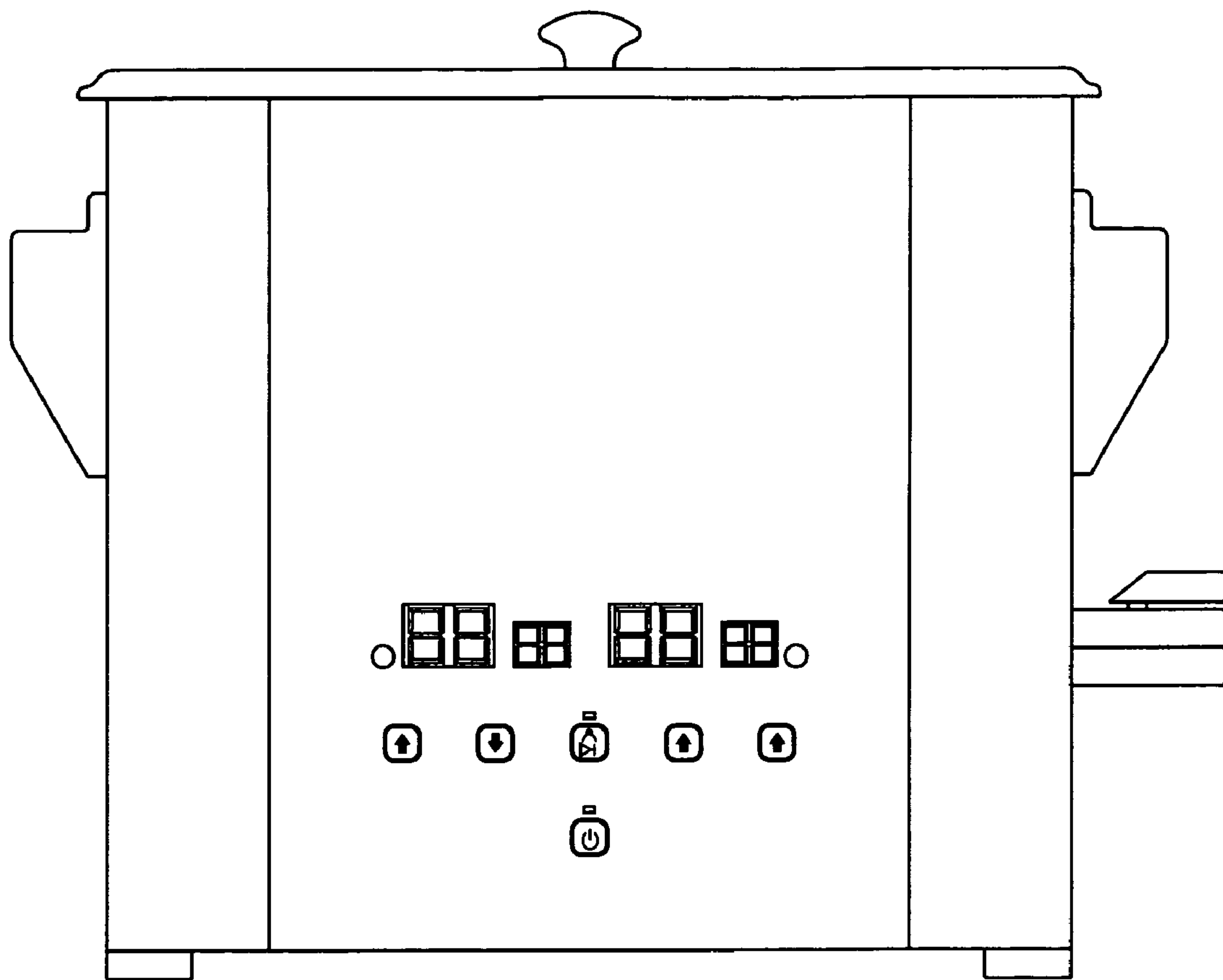


FIG. 1

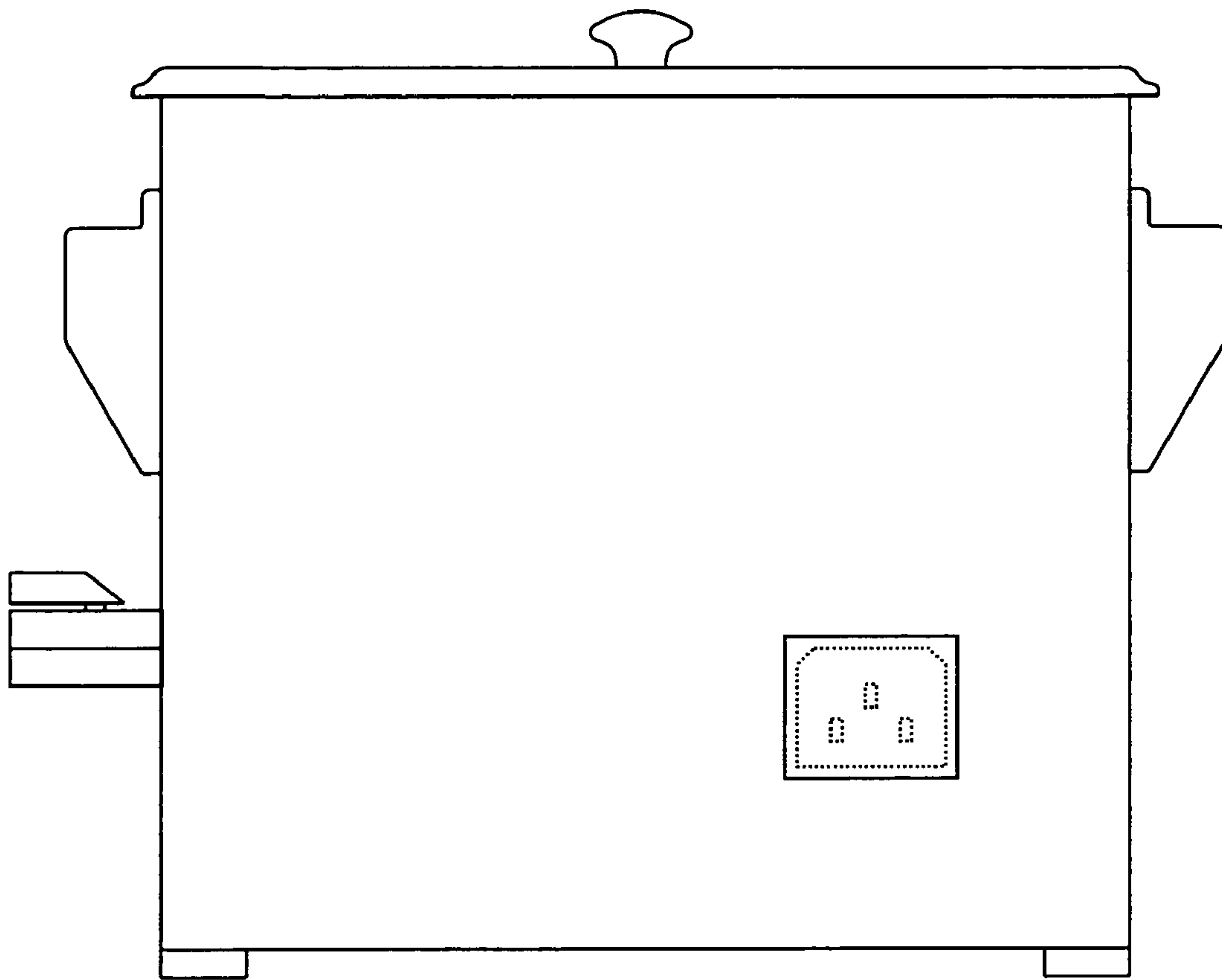


FIG. 2

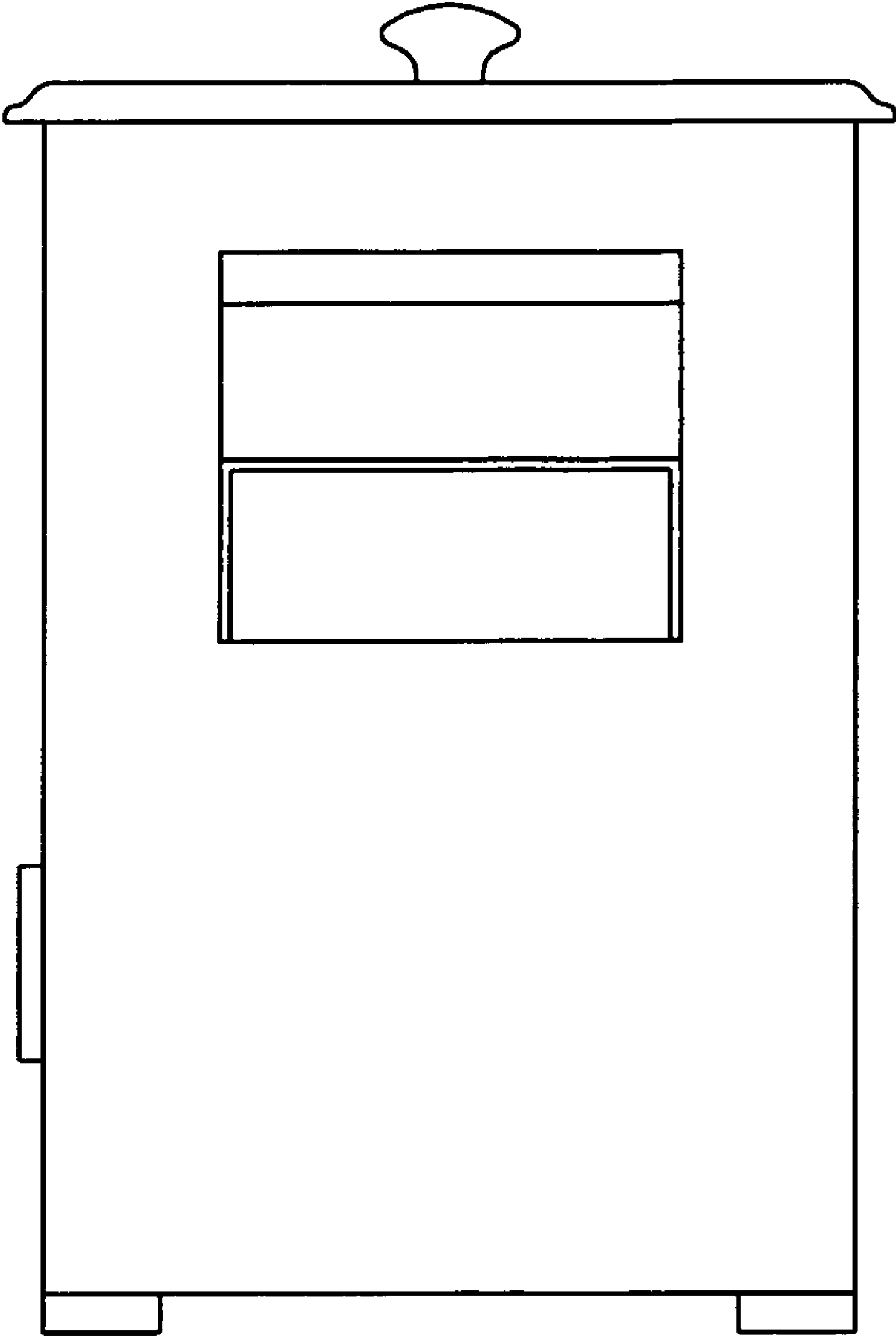


FIG. 3

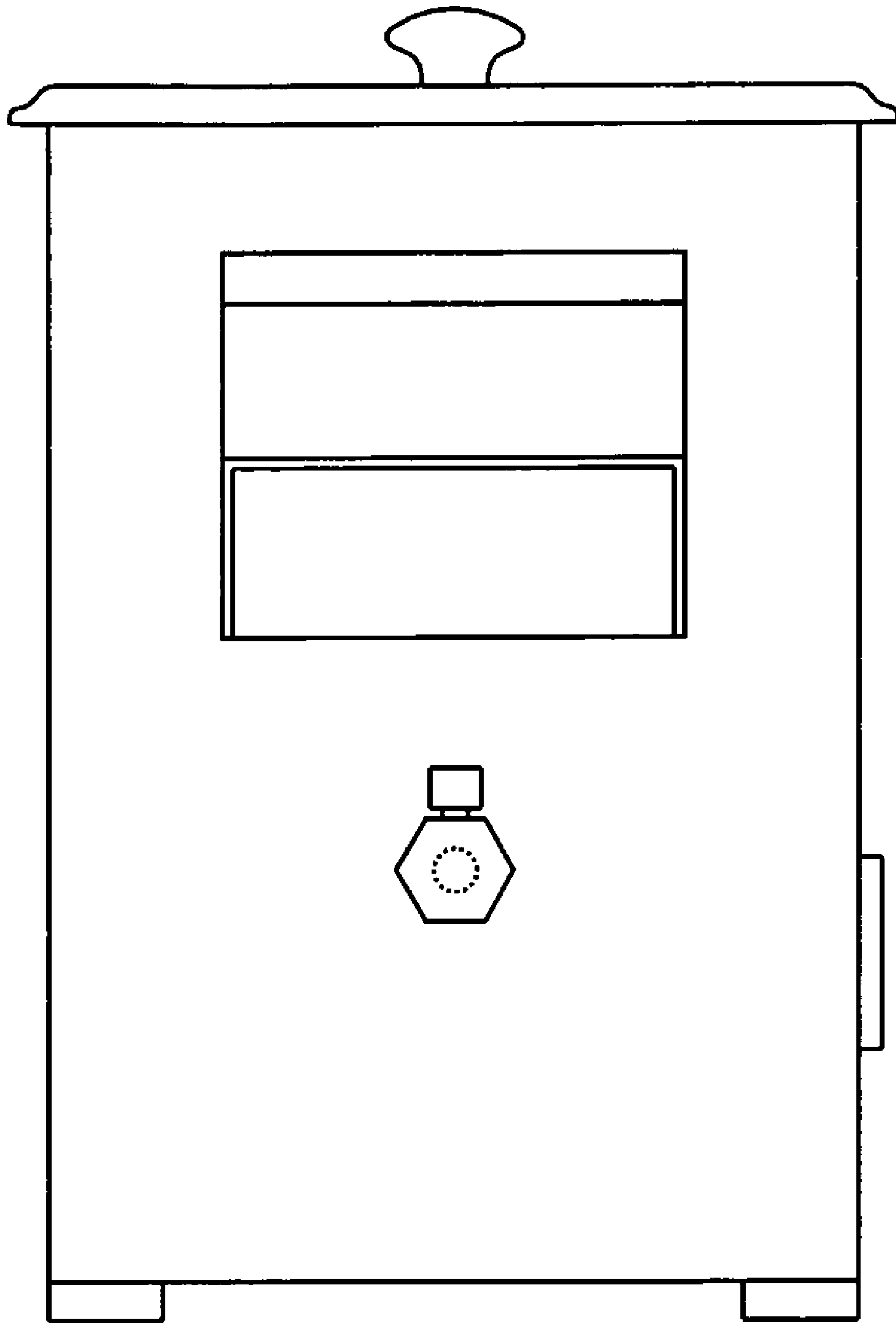


FIG. 4

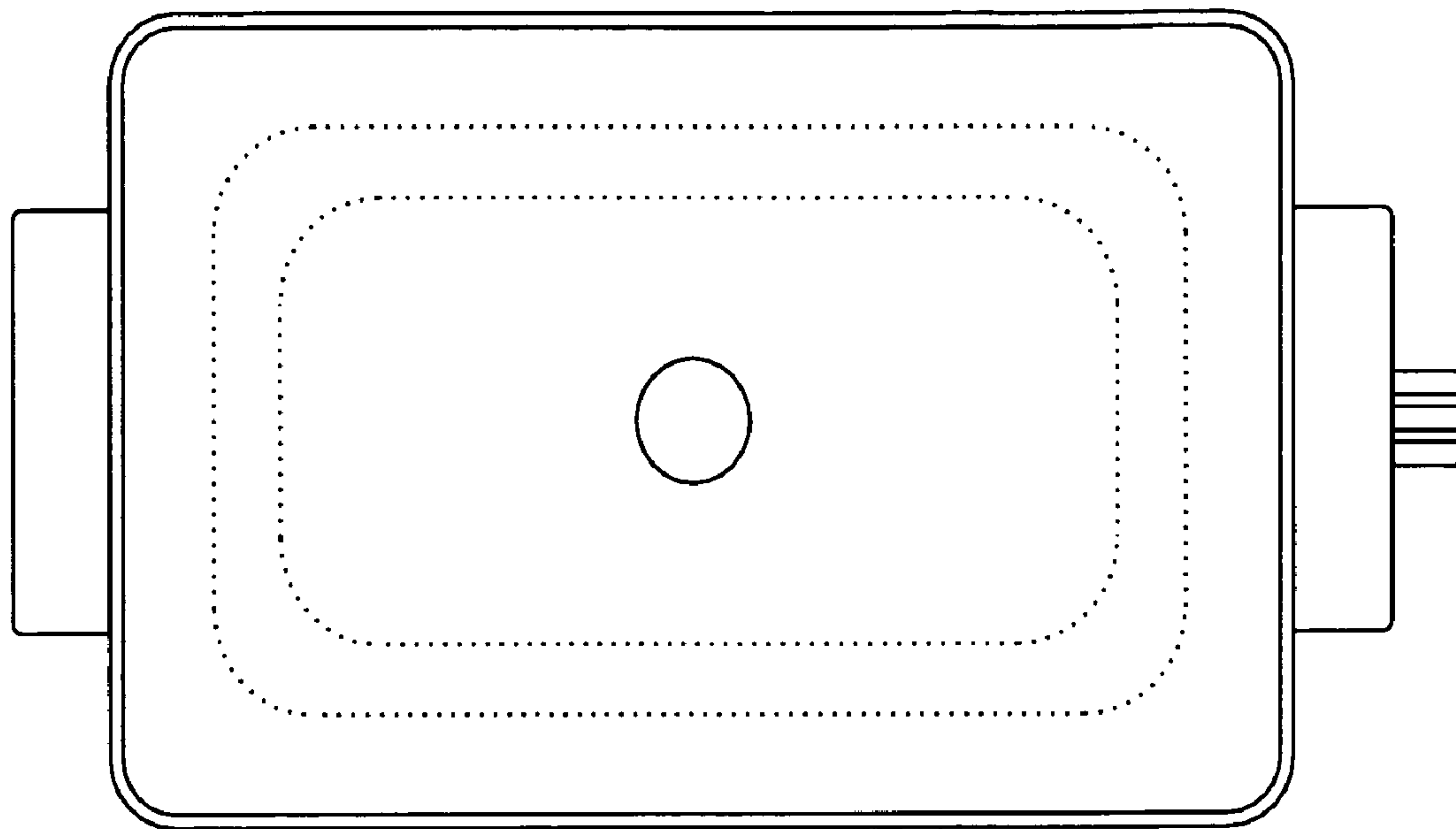


FIG. 5




FIG. 6