



US00D633654S

(12) **United States Design Patent**
Berkete

(10) **Patent No.:** **US D633,654 S**
(45) **Date of Patent:** **** Mar. 1, 2011**

(54) **CUPCAKE-SHAPED CONTAINER FOR HOLDING LIP-GLOSS OR THE LIKE**

(76) Inventor: **Carole Berkete**, North Hollywood, CA (US)

(**) Term: **14 Years**

(21) Appl. No.: **29/355,039**

(22) Filed: **Feb. 2, 2010**

(51) **LOC (9) Cl.** **28-03**

(52) **U.S. Cl.** **D28/79; D28/87; D9/643**

(58) **Field of Classification Search** D28/76,
D28/79, 82, 85-90; 132/286, 293-307; D9/643;
D1/101, 118, 124, 129; D7/354; 206/581,
206/823

See application file for complete search history.

(56) **References Cited**

U.S. PATENT DOCUMENTS

D242,297 S	*	11/1976	Ortega	D1/101
D276,087 S	*	10/1984	Kotyuk, Jr.	D28/79
D398,135 S	*	9/1998	Biniaris	D1/101
D404,535 S	*	1/1999	Biniaris	D1/101
D440,016 S		4/2001	Thorpe		
D472,019 S	*	3/2003	Murata	D28/91
D480,269 S		10/2003	Currier		
D536,137 S	*	1/2007	Gill	D28/79
D586,175 S		2/2009	Frank		
D594,285 S		6/2009	Merey		
D600,496 S		9/2009	Fernandes		
D601,379 S		10/2009	De Leo		
D604,117 S	*	11/2009	Braidotti	D9/644
2002/0159820 A1	*	10/2002	Louis et al.	401/129

OTHER PUBLICATIONS

WIPO Intellectual Property Digital Library, Jar for cosmetic products, Registration No. DM/048388, Int'l Registration date Jul. 7,

1999, Biotherm Societe Anonyme Monegasque, "Le Neptune", Avenue Prince Hereditaire Albert, MC-98-000, Monaco, 2 pages. The Cupcakes Club, Website: www.thecupcakesclub.com/blog/community/cupcakes-for-your-lips-giveaway. First found on the internet Jan. 10, 2010 4:02pm PST, 2 pages.

* cited by examiner

Primary Examiner—Jennifer Rivard

(74) *Attorney, Agent, or Firm*—George P. White

(57) **CLAIM**

The ornamental design for a cupcake-shaped container, for holding lip-gloss or the like, substantially as shown and described.

DESCRIPTION

FIG. 1 is an exploded, perspective view showing my new design for a lip-gloss container with a cap portion removed from a base portion;

FIG. 2 is a perspective view thereof;

FIG. 3 is a specific side elevational view thereof;

FIG. 4 is a side elevational view thereof, with the container turned 90-degrees clockwise from the position of FIG. 3;

FIG. 5 is a side elevation view of the side opposite to that of FIG. 4 thereof;


FIG. 6 is a side elevation view of the side opposite to that of FIG. 3 thereof;

FIG. 7 is a top plan view thereof; and,

FIG. 8 is a bottom view thereof.

The three oblique, parallel diagonal shade lines used on the base represent the base's translucent appearance and the circular regions of the cap represent the appearance of rhinestones.

1 Claim, 4 Drawing Sheets







Fig. 3

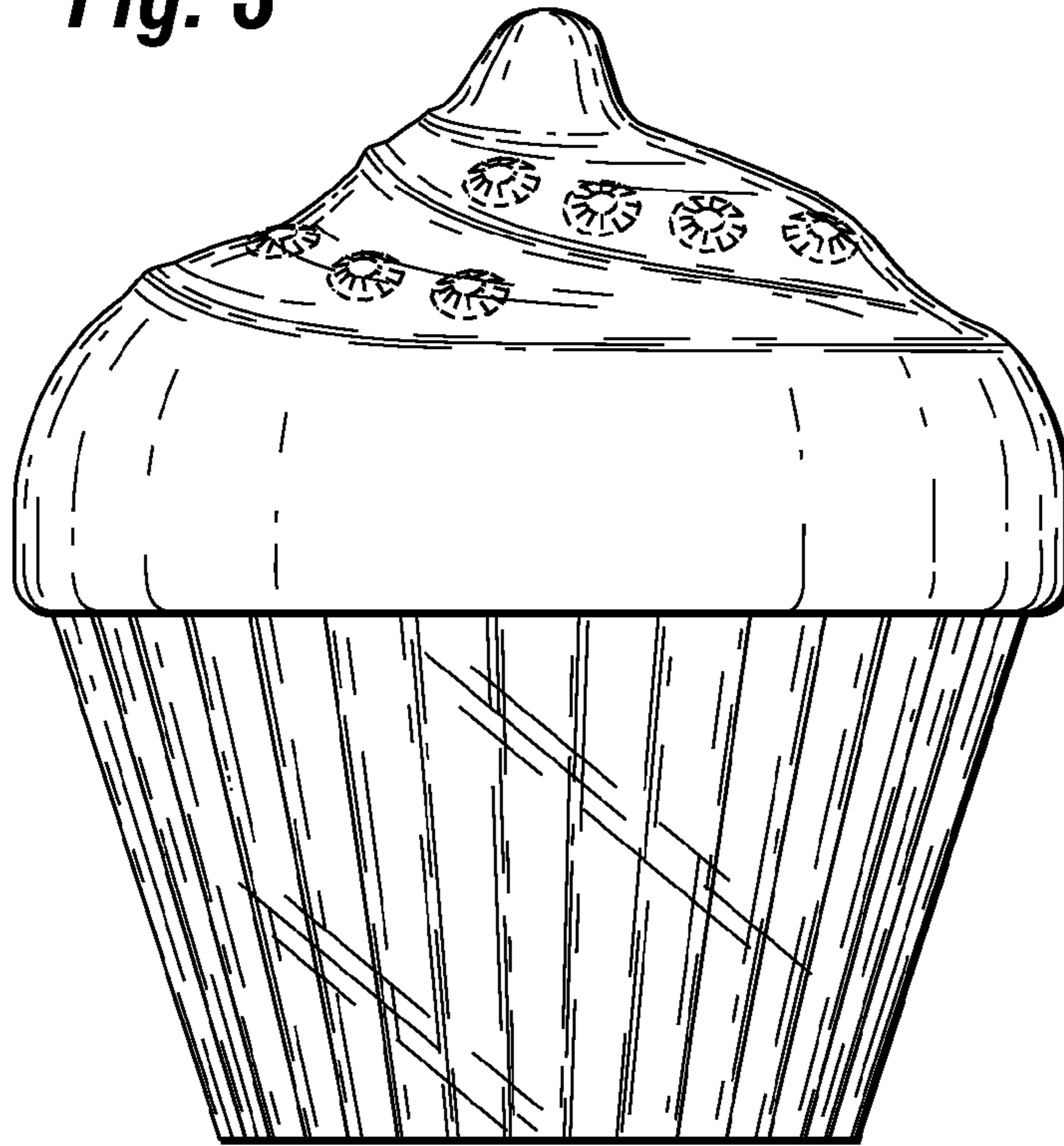


Fig. 4

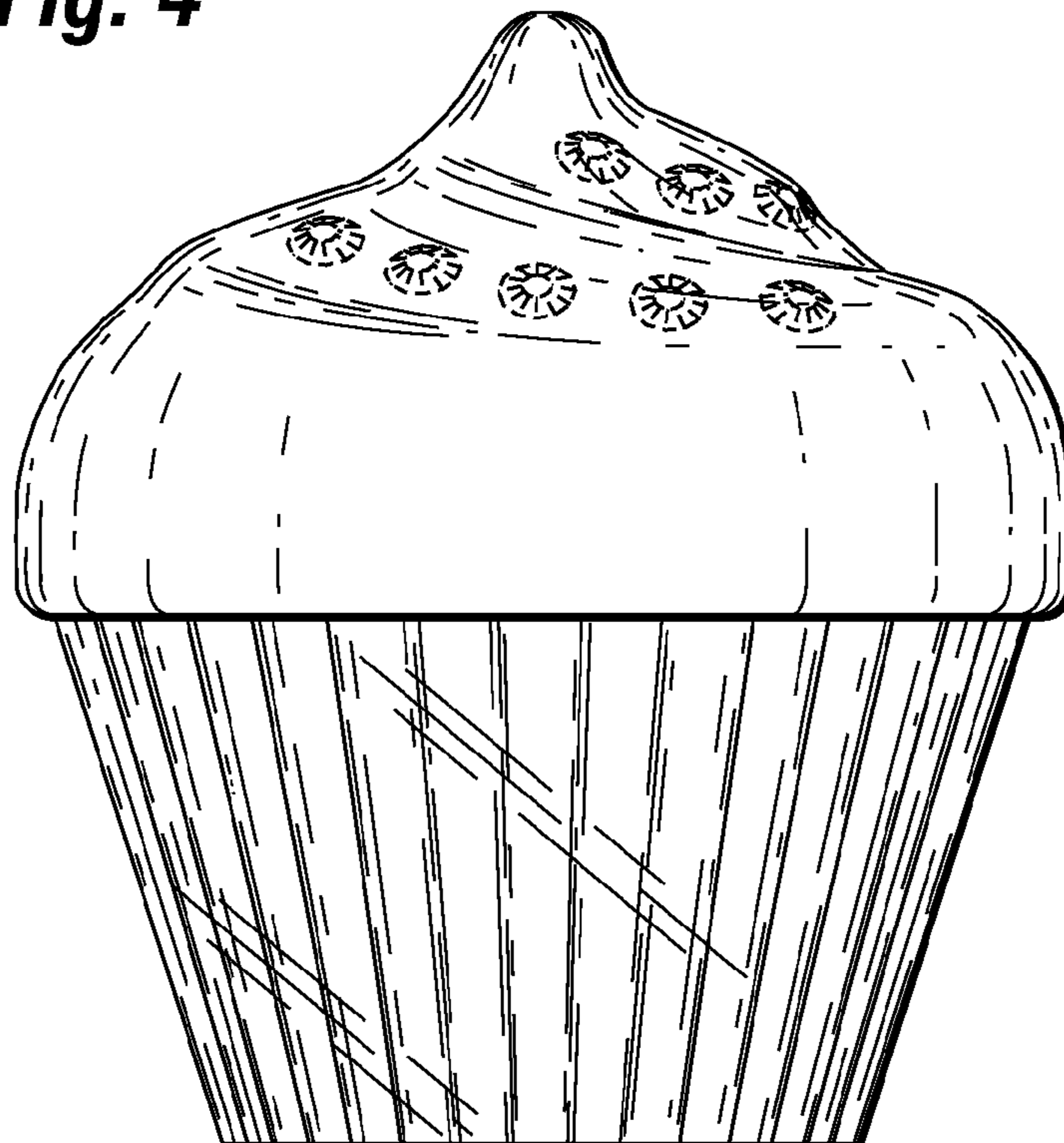


Fig. 5

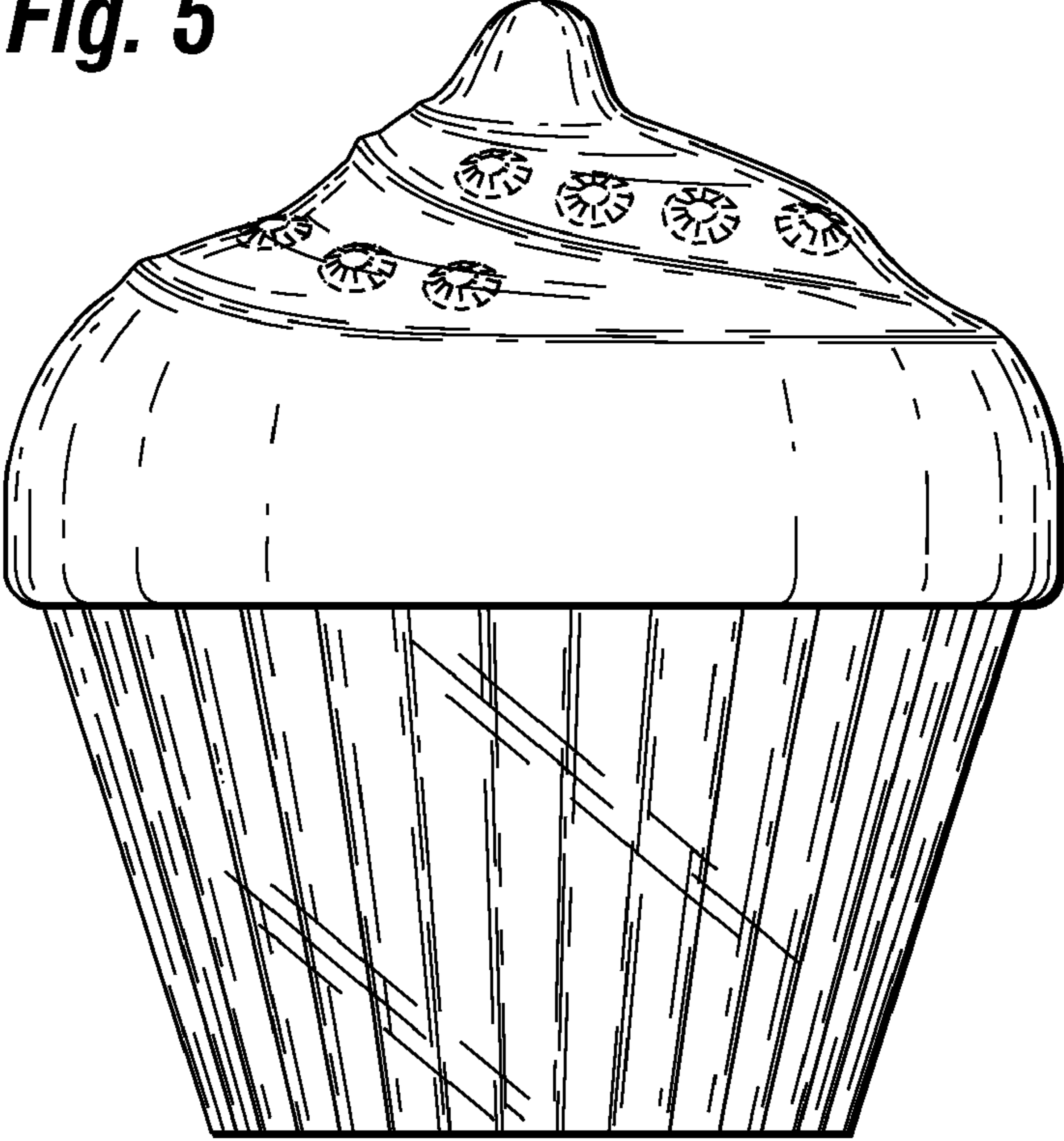


Fig. 6

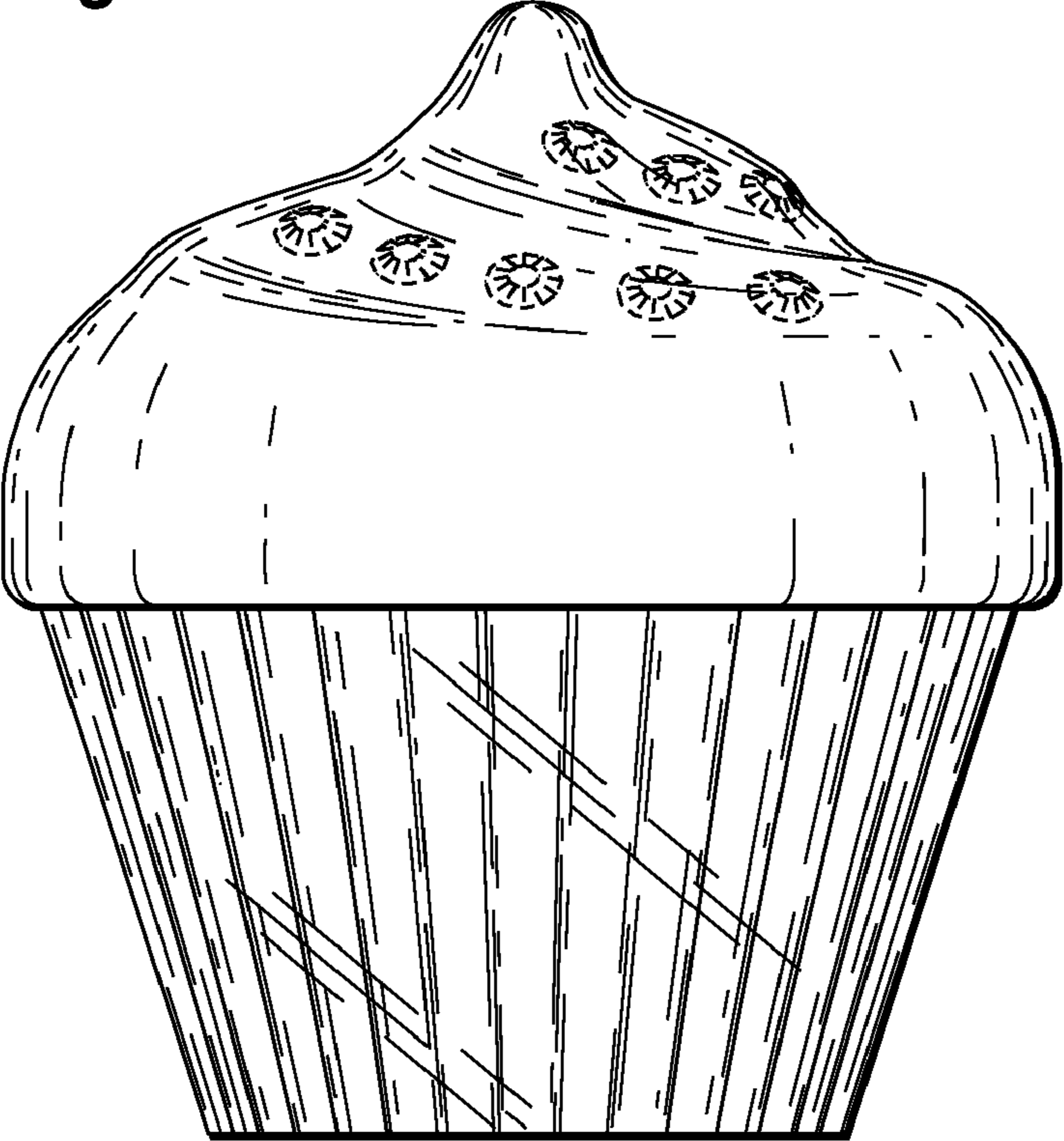


Fig. 7

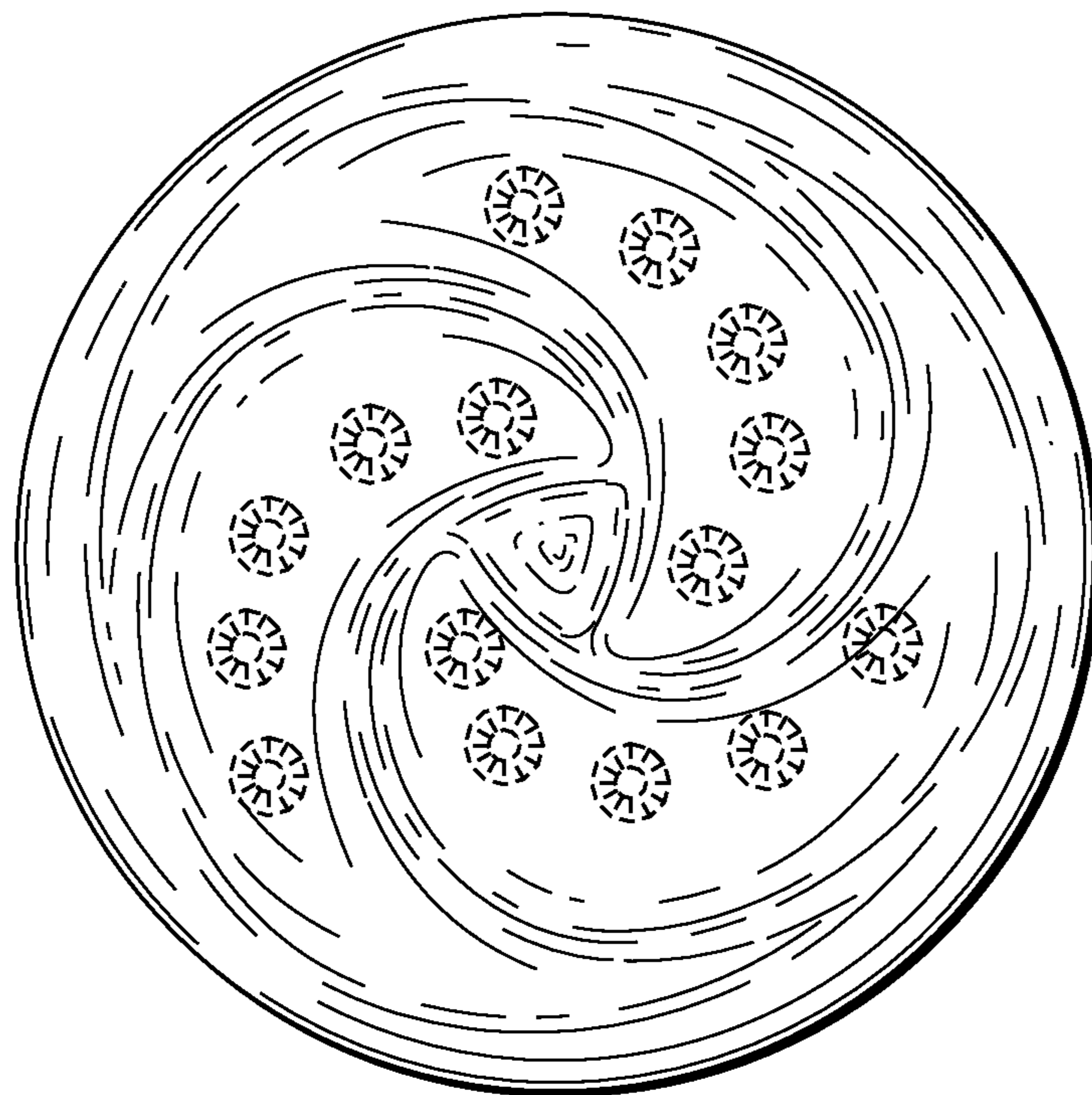


Fig. 8

