



US00D633646S

(12) **United States Design Patent**
Marcaccio et al.

(10) **Patent No.:** **US D633,646 S**
(45) **Date of Patent:** **** Mar. 1, 2011**

(54) **ILLUMINATOR HOUSING**

(75) Inventors: **John D. Marcaccio**, Mt. Airy, NC (US);
Terry F. Martin, Meadows of Dan, VA
(US); **Ricky L. Boyd**, Meadows of Dan,
VA (US); **Joseph J. Flythe, Jr.**, Camden,
NC (US); **Philip J. Ernst**, Cana, VA
(US)

(73) Assignee: **Aerial Machine & Tool Corp.**, Vesta,
VA (US)

(**) Term: **14 Years**

(21) Appl. No.: **29/343,762**

(22) Filed: **Sep. 18, 2009**

(51) **LOC (9) Cl.** **26-99**

(52) **U.S. Cl.** **D26/118**

(58) **Field of Classification Search** D26/2,
D26/88, 93, 103, 106, 69, 67, 66, 64, 63,
D26/65, 71, 75, 76, 80, 120, 121, 124, 128,
D26/118, 138, 142, 122, 113, 154, 156, 90,
D26/85, 86, 84, 81, 87; 362/183, 294, 295,
362/249.01-249.11; D13/102, 103, 179,
D13/180; D25/127, 129, 38; 361/704; 220/570,
220/695, 756; D9/430, 416, 424, 737; D32/53.1,
D32/53, 54; 244/118.5, 118.6; 297/245;
D6/356, 491, 492, 519, 580; D23/271, 286,
D23/234; D12/345; D8/349, 354, 373

See application file for complete search history.

(56) **References Cited**

U.S. PATENT DOCUMENTS

D126,846 S * 4/1941 Alm D26/76
2,920,184 A * 1/1960 Kessler 362/152
3,404,268 A * 10/1968 Fowler 362/382
3,500,036 A * 3/1970 Szentveri 362/152
3,663,808 A * 5/1972 Baatz 362/152
3,748,463 A * 7/1973 Trassinelli 362/269
4,813,811 A * 3/1989 Adams 404/15
D313,669 S * 1/1991 Sonneman D26/109
5,003,437 A 3/1991 Barrett

D377,690 S * 1/1997 Matsumura et al. D26/26
D378,672 S * 4/1997 Aochi et al. D12/345
D386,801 S * 11/1997 Orgovan D26/31
5,726,706 A * 3/1998 Walsh 348/151
6,123,443 A * 9/2000 Conway 362/576
6,161,943 A 12/2000 Chang
D443,939 S * 6/2001 Thomas D26/28
D454,117 S * 3/2002 Barlow et al. D13/153
D457,540 S * 5/2002 Kieronski D16/130
D458,177 S * 6/2002 Spiller D10/113
D483,505 S * 12/2003 Schwerdtmann D26/31
D486,263 S * 2/2004 Grothe et al. D26/118
D487,528 S * 3/2004 Christensen et al. D26/79

(Continued)

OTHER PUBLICATIONS

Printed web page for Breeze-Eastern Corporation illuminated rescue
hook bumper Part #Y-1410-1-1, Apr. 16, 2009.

Primary Examiner—Cathron C Brooks

Assistant Examiner—Kevin K Rudzinski

(74) *Attorney, Agent, or Firm*—Banner & Witcoff, Ltd.

(57) **CLAIM**

The ornamental design for an illuminator housing, as shown
and described.

DESCRIPTION

FIG. 1 is a perspective view of an illuminator housing show-
ing our new design,

FIG. 2 is a front elevational view thereof,

FIG. 3 is a rear view elevational thereof,

FIG. 4 is a left side elevational view thereof,

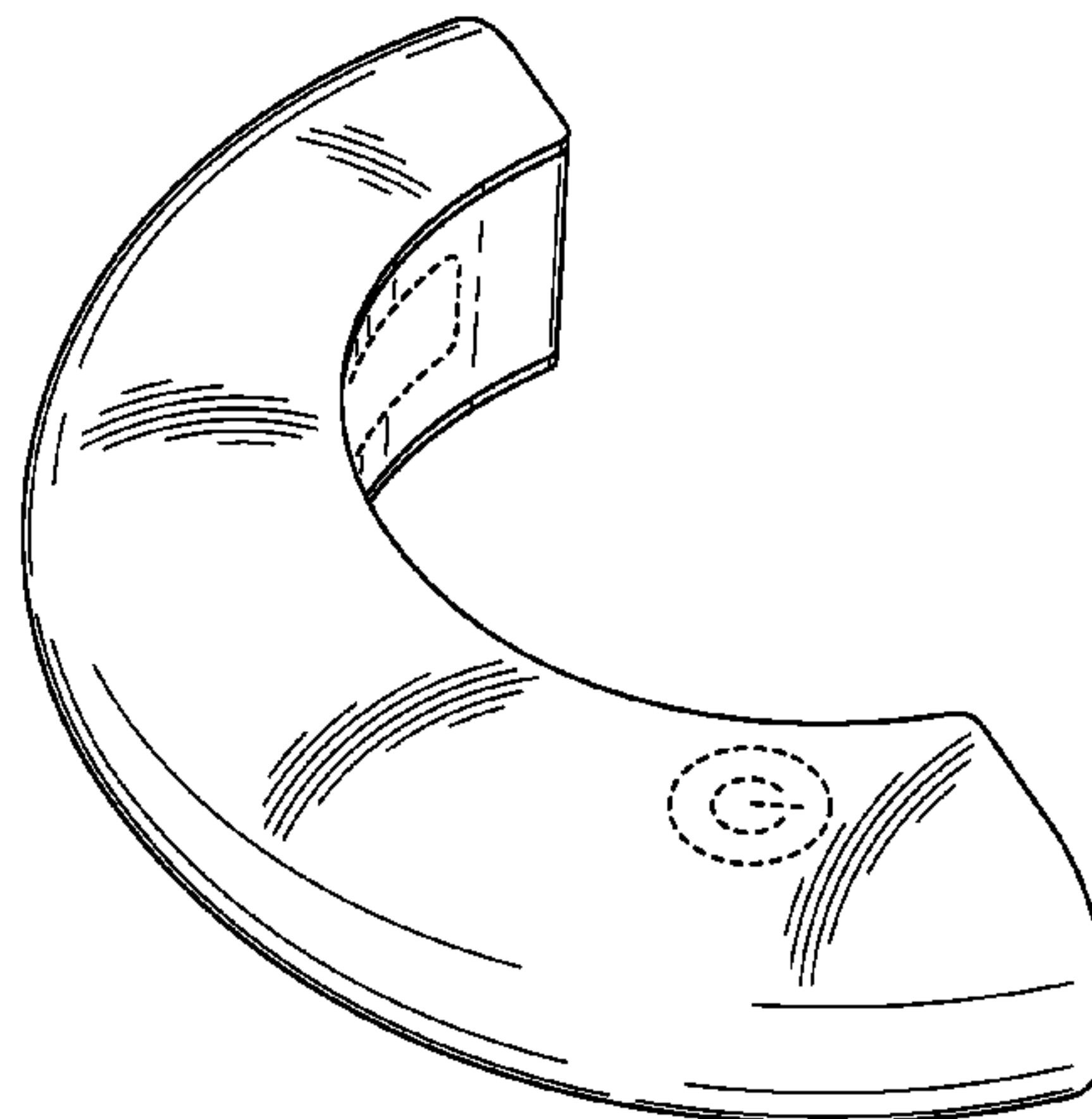
FIG. 5 is a right side elevational view thereof;

FIG. 6 is top plan view thereof; and,

FIG. 7 is a bottom plan view thereof.

The broken line showing of various regions of the illuminator
housing is for environmental purposes only and forms no part
of the claimed design.

1 Claim, 4 Drawing Sheets



US D633,646 S

Page 2

U.S. PATENT DOCUMENTS

D493,565 S *	7/2004	Smith et al.	D26/118	D565,786 S *	4/2008	Willmorth et al.	D26/138
D498,018 S *	11/2004	Sieczkowski	D26/118	D589,640 S *	3/2009	Janssen	D26/90
7,021,237 B1 *	4/2006	Benjamin	116/28 R	D591,444 S *	4/2009	Beno et al.	D26/88
D537,186 S *	2/2007	Weddell	D26/80	D606,923 S *	12/2009	Young et al.	D12/345
D562,570 S *	2/2008	Leyden	D6/309	2005/0183347 A1 *	8/2005	Barry et al.	52/86

* cited by examiner

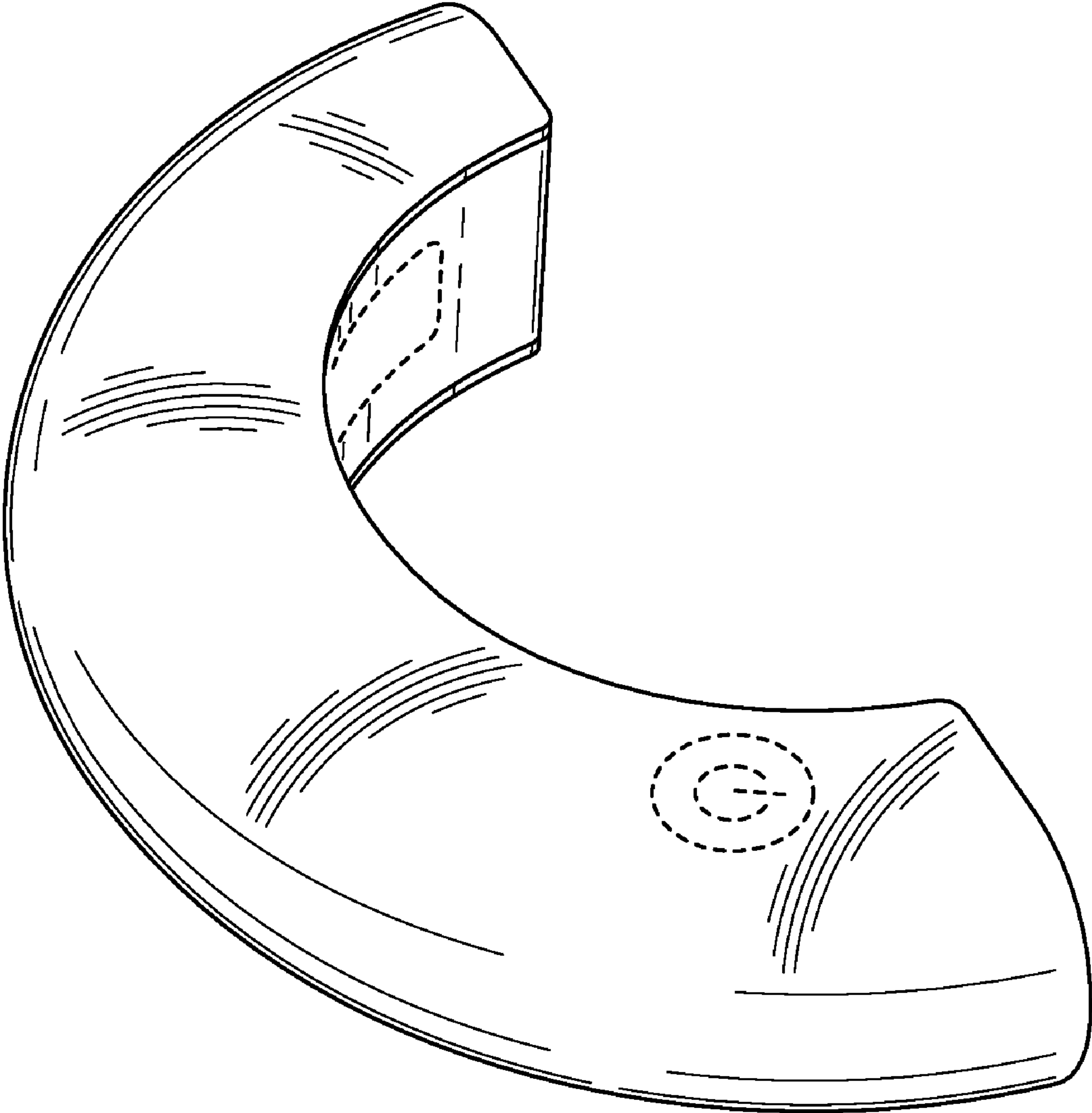


FIG. 1

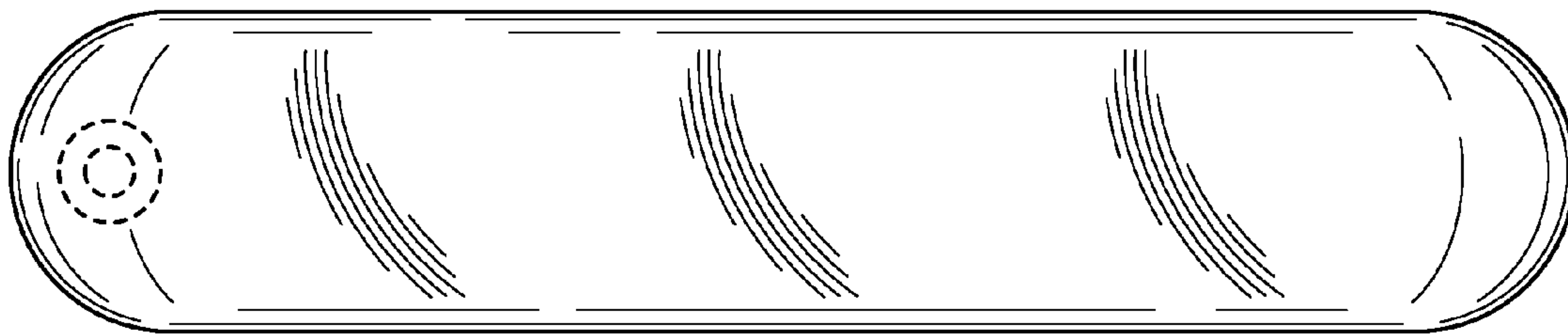


FIG. 2

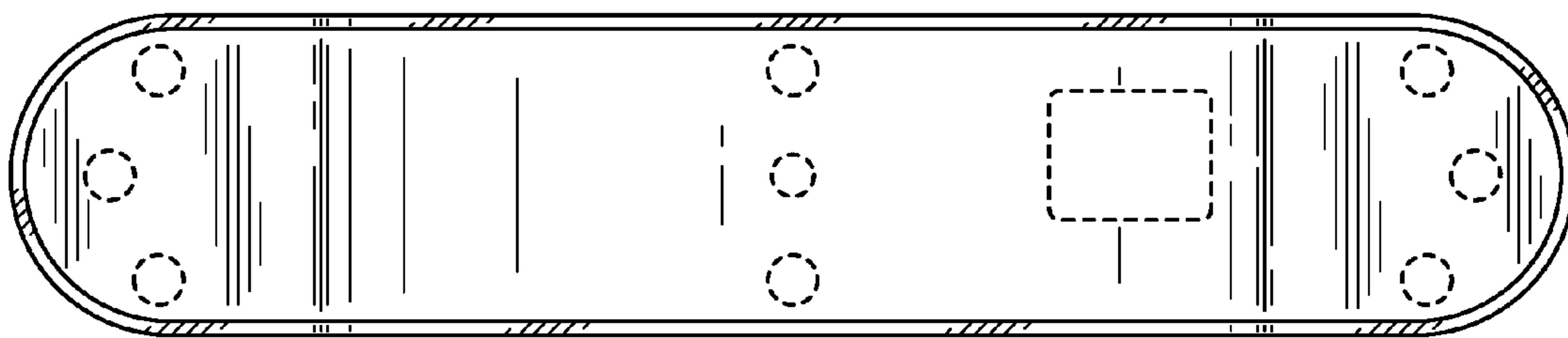


FIG. 3

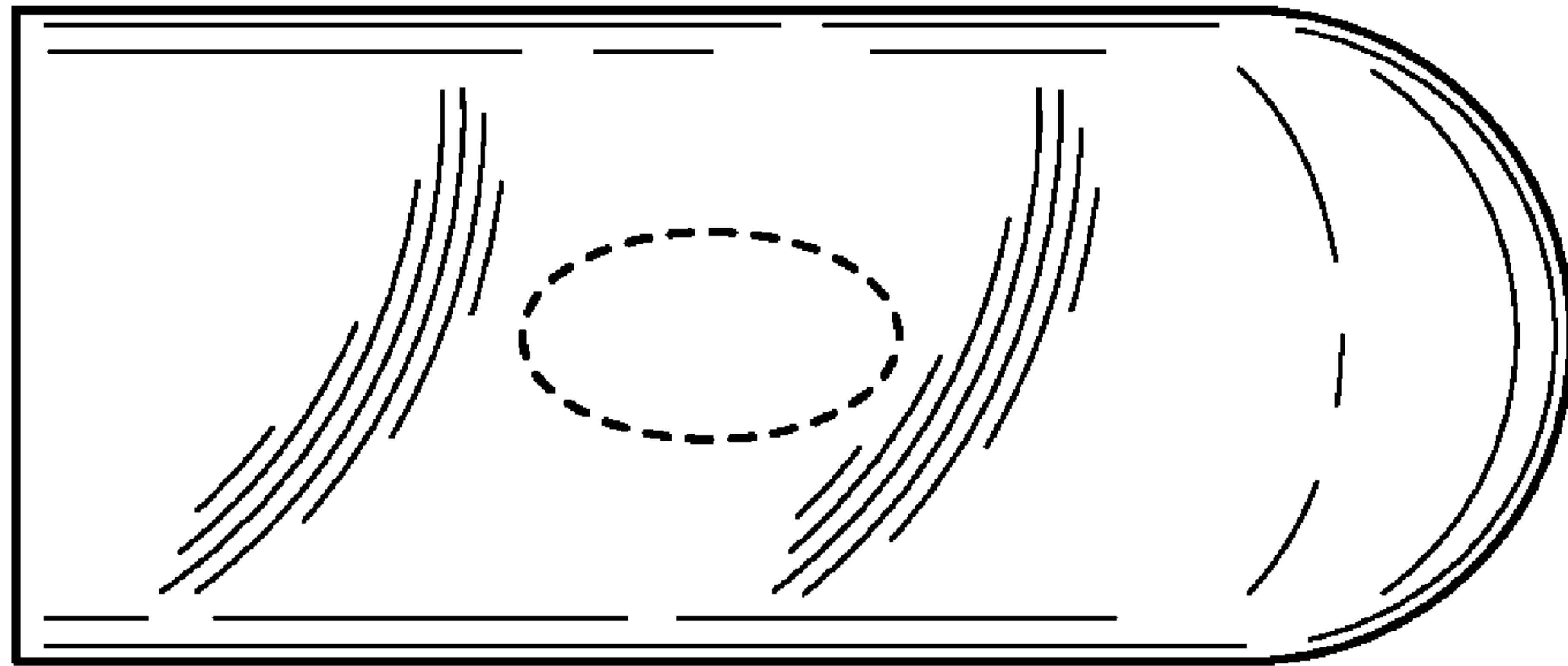


FIG. 4

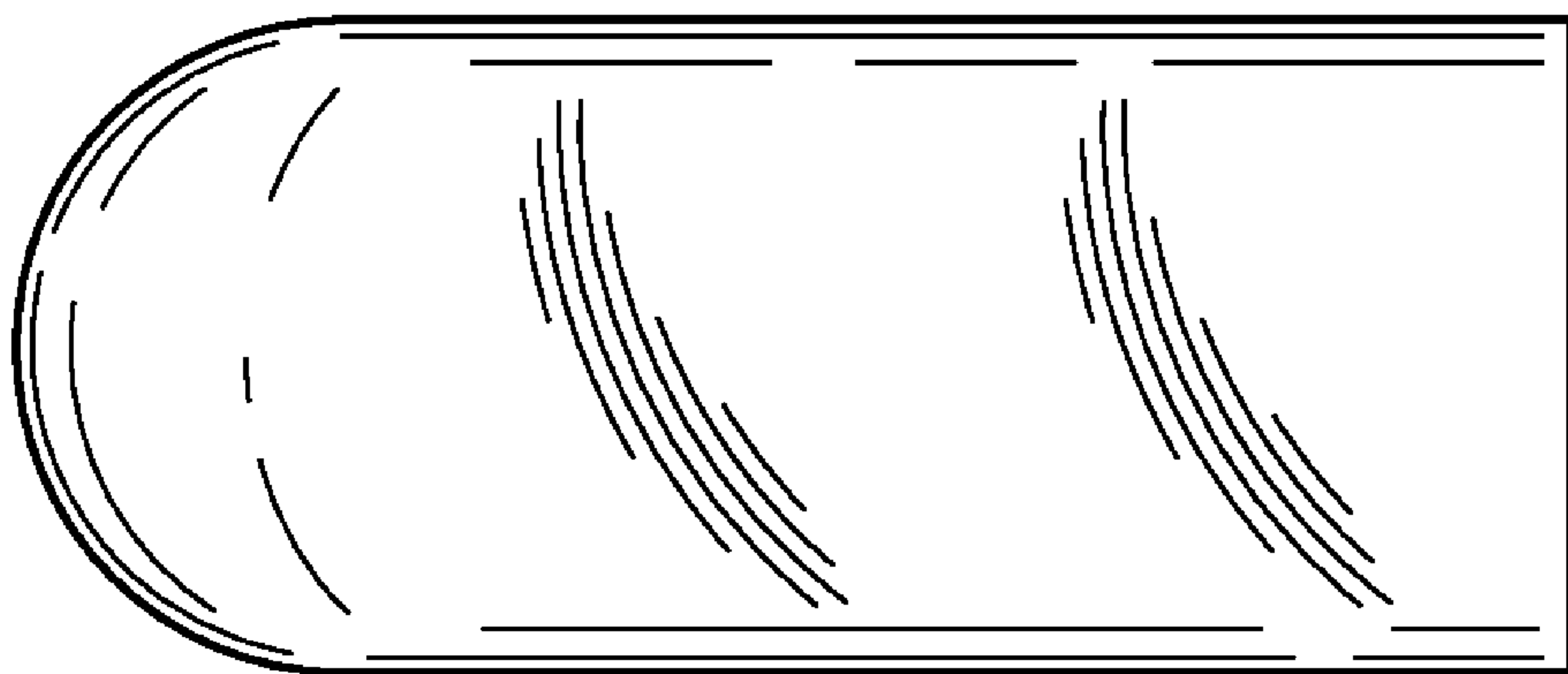


FIG. 5

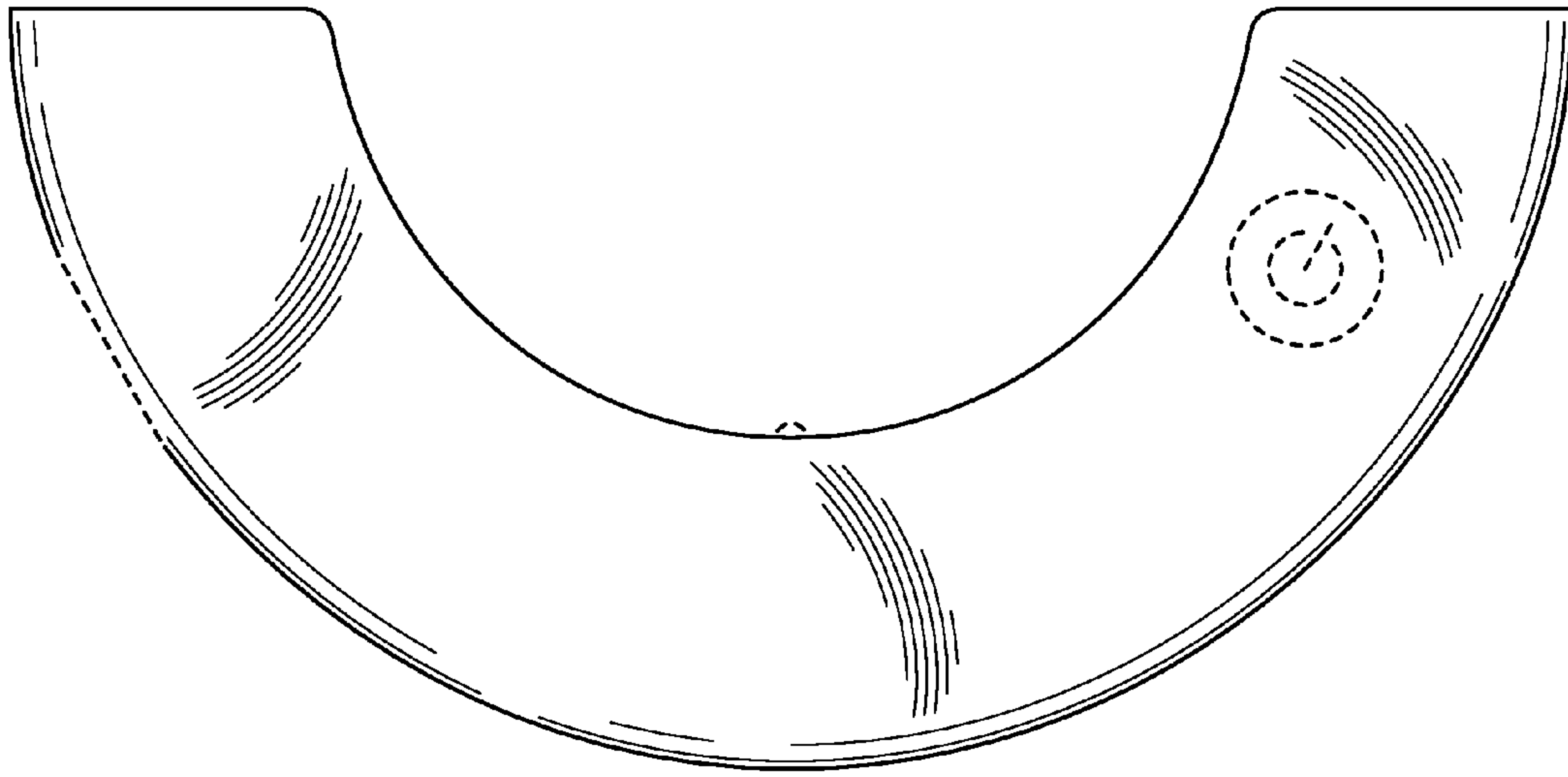


FIG. 6

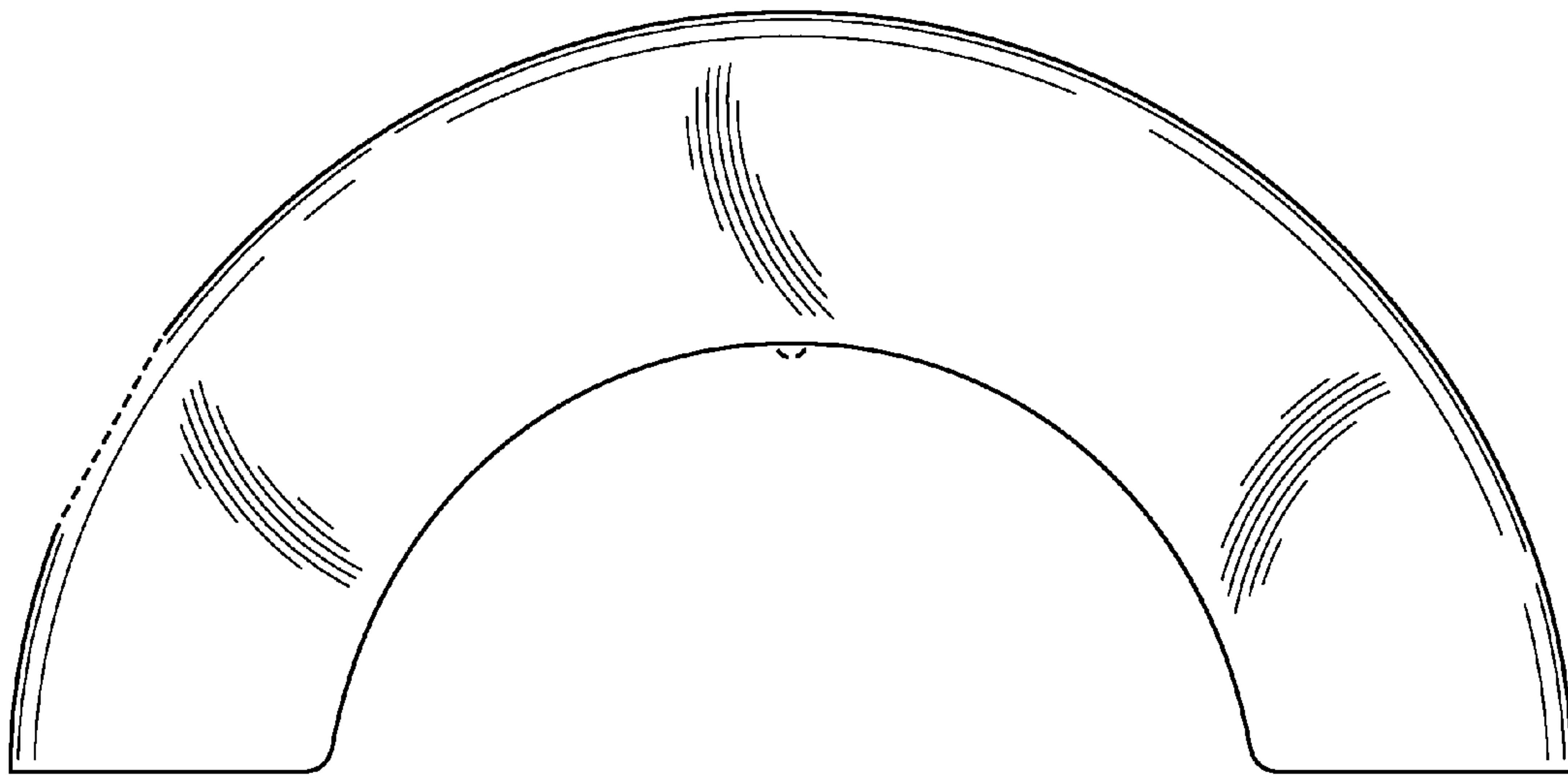


FIG. 7