



US00D633641S

(12) **United States Design Patent**
Wauters

(10) **Patent No.:** **US D633,641 S**
(45) **Date of Patent:** **** Mar. 1, 2011**

(54) **LUMINAIRE**

(75) Inventor: **Tom Wauters**, Mortsel (BE)

(73) Assignee: **Koninklijke Philips Electronics N.V.**,
Eindhoven (NL)

(**) Term: **14 Years**

(21) Appl. No.: **29/363,294**

(22) Filed: **Jun. 8, 2010**

(30) **Foreign Application Priority Data**

Dec. 8, 2009 (EM) 001644667-0005

(51) **LOC (9) Cl.** **26-03**

(52) **U.S. Cl.** **D26/85; D26/76**

(58) **Field of Classification Search** D26/24,
D26/67, 72, 74, 76, 85, 88, 89; 362/147,
362/294.02, 373, 453, 454, 404-408, 432
See application file for complete search history.

(56) **References Cited**

U.S. PATENT DOCUMENTS

D87,355 S * 7/1932 Pospisil D26/72
D125,468 S * 2/1941 Dreyfuss D26/24
D150,831 S * 9/1948 Duepner D26/76

D191,762 S * 11/1961 Rothman D26/76
D305,694 S * 1/1990 Brown D26/85
D312,842 S * 12/1990 Younger et al. D26/72
D363,250 S * 10/1995 Miyatake D26/72
D440,673 S * 4/2001 Handsaker D26/24
D441,479 S * 5/2001 McCormick et al. D26/72
6,565,234 B1 * 5/2003 Skegin et al. 362/294
6,905,222 B1 * 6/2005 Russello et al. 362/147
D572,399 S * 7/2008 Pfund D26/72
D595,447 S * 6/2009 Purcell D26/85

* cited by examiner

Primary Examiner—Clare E Heflin

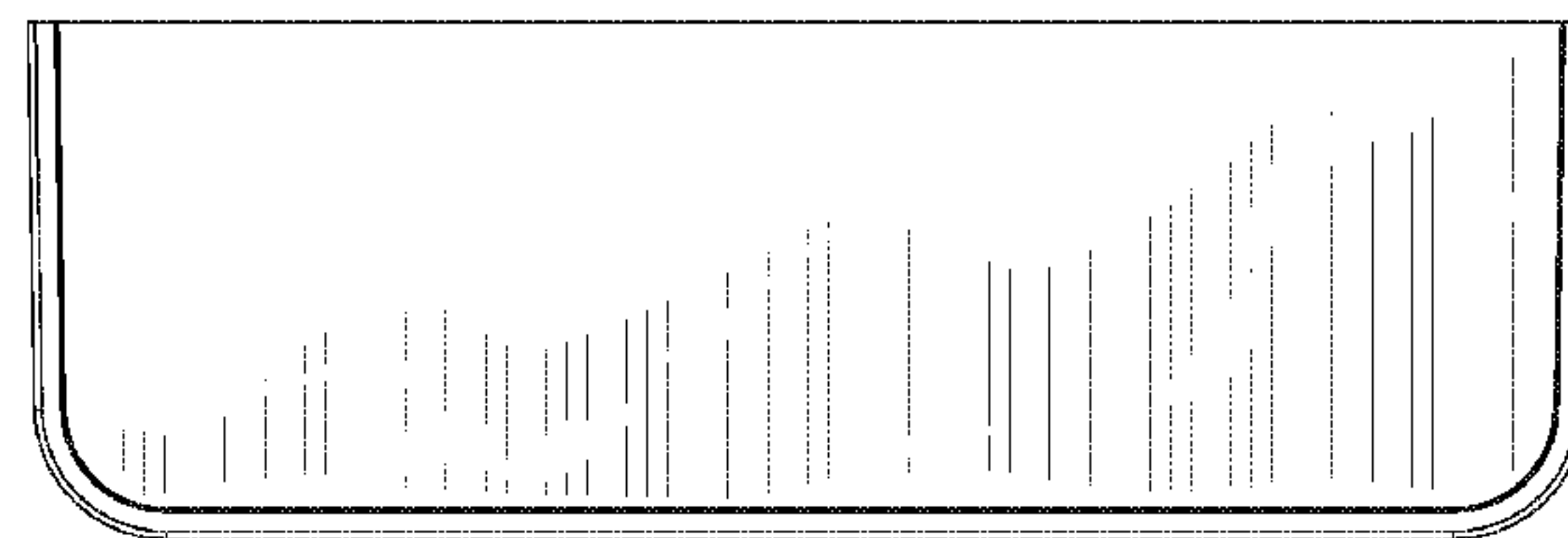
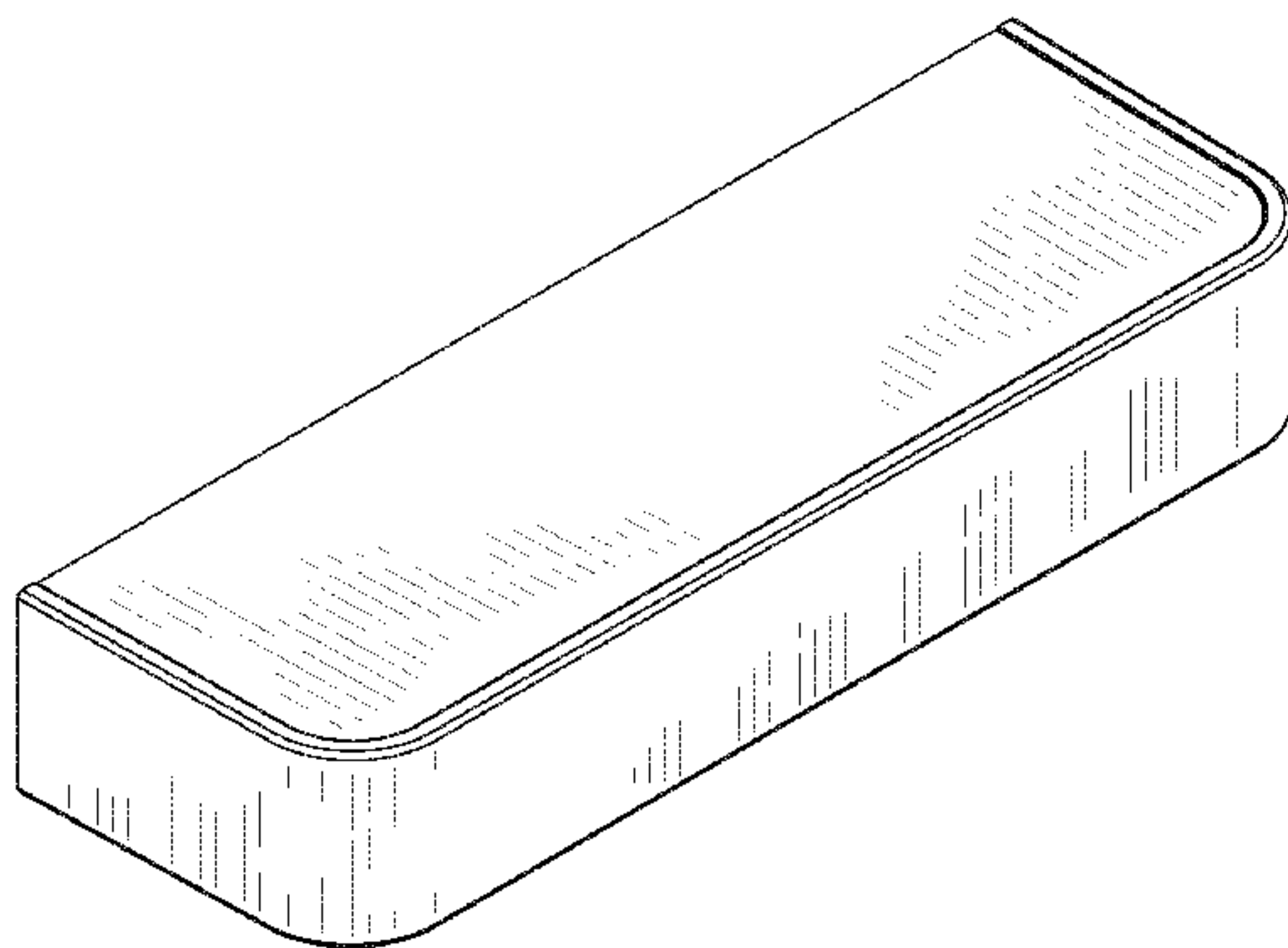
(57) **CLAIM**

The ornamental design for a luminaire, as shown.

DESCRIPTION

FIG. 1 is a perspective view showing my design;
FIG. 2 is a front elevational view thereof;
FIG. 3 is a rear elevational view thereof;
FIG. 4 is a right side elevational view thereof;
FIG. 5 is a left side elevational view thereof;
FIG. 6 is a top plan view thereof; and,
FIG. 7 is a bottom plan view thereof.

1 Claim, 3 Drawing Sheets



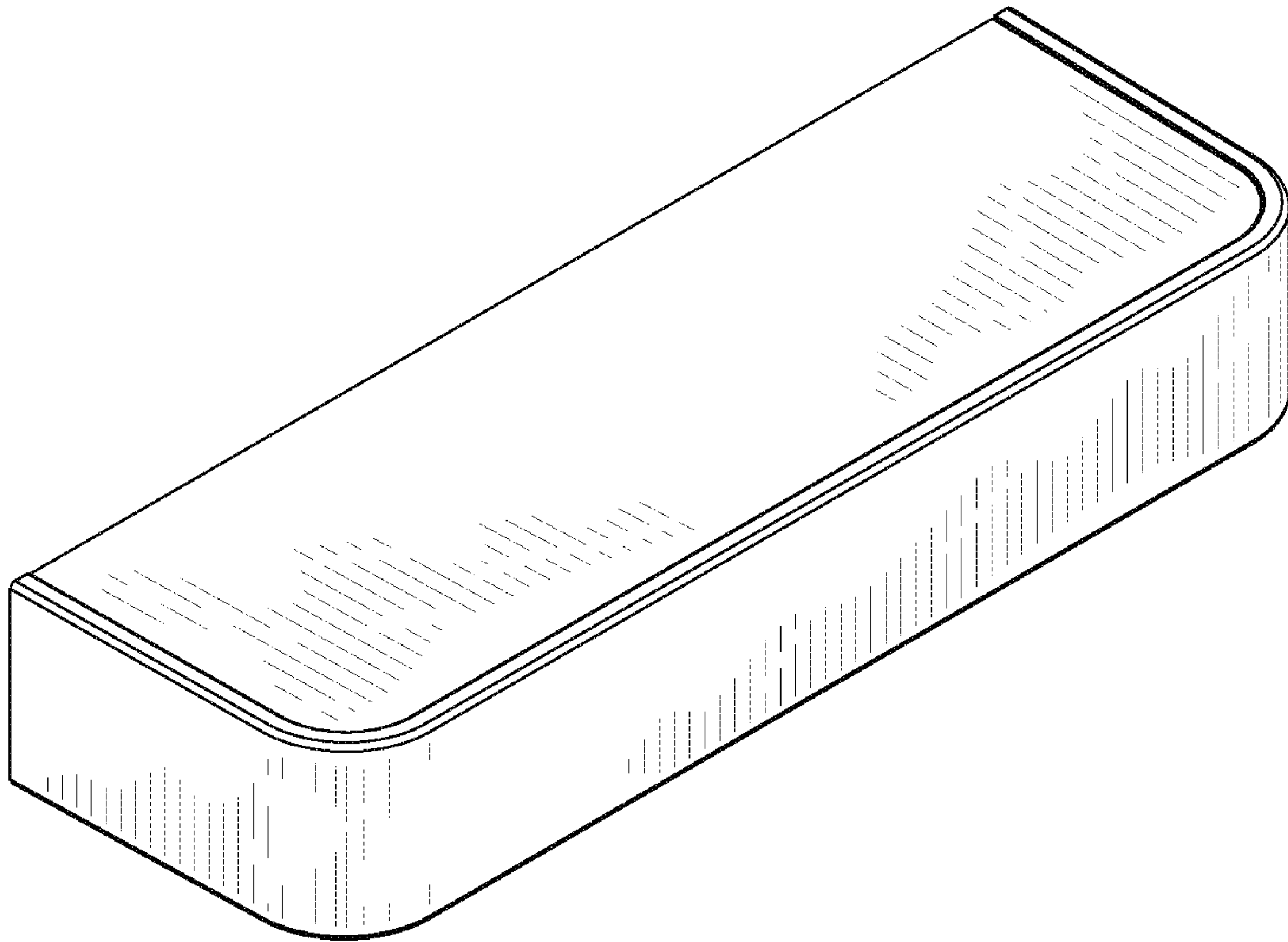


FIG. 1

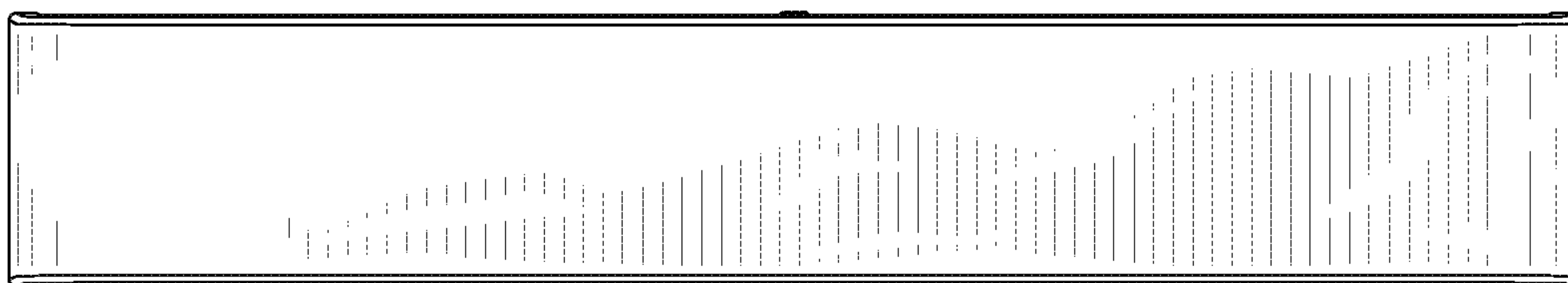


FIG. 2

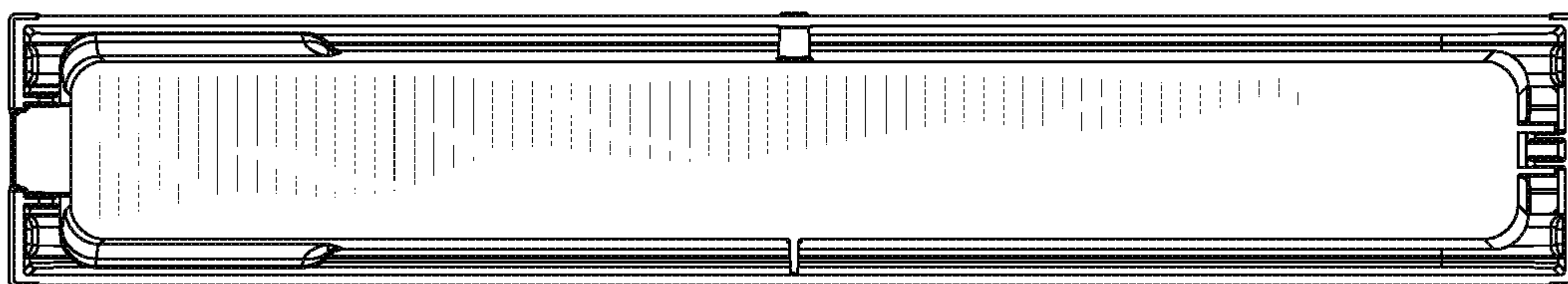


FIG. 3




FIG. 4




FIG. 5

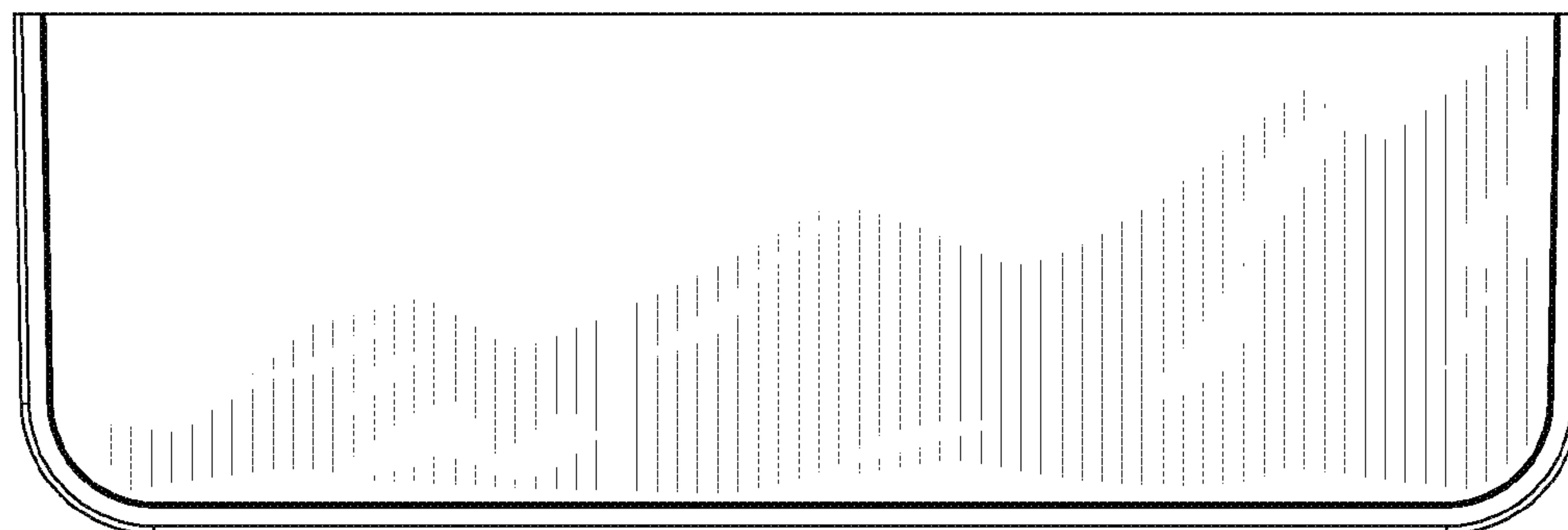


FIG. 6

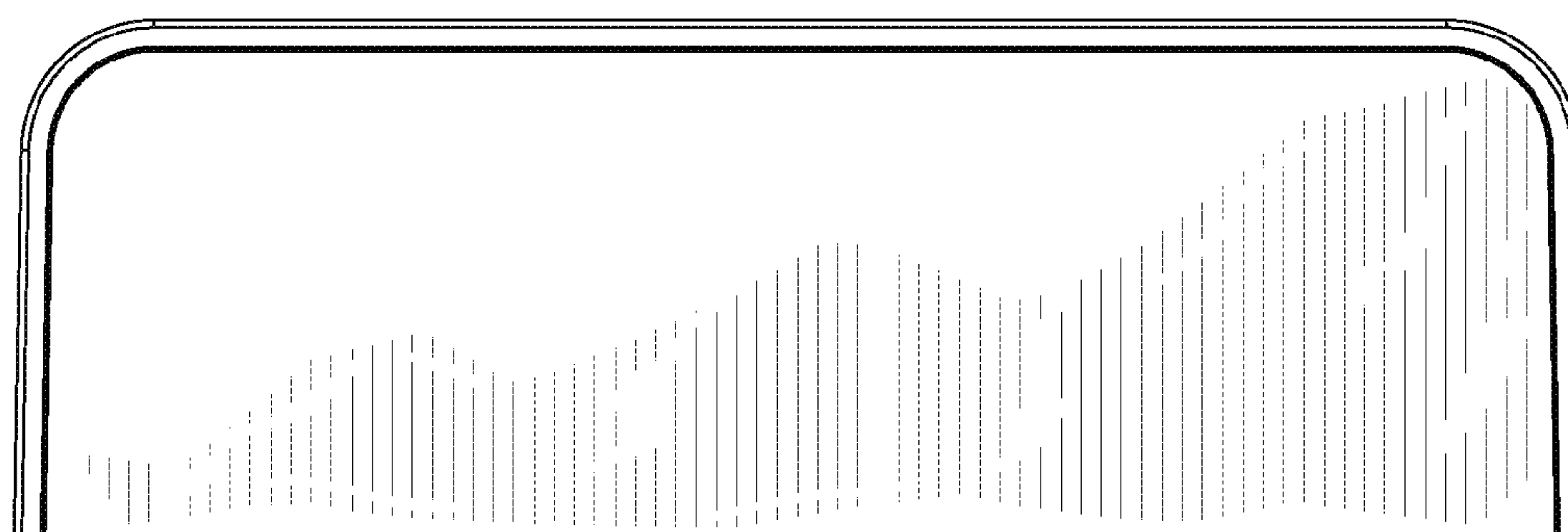


FIG. 7