

US00D633615S

(12) **United States Design Patent**  
**Takashima**

(10) **Patent No.:** **US D633,615 S**

(45) **Date of Patent:** **\*\* Mar. 1, 2011**

(54) **PROSTATE MASSAGE DEVICE**

(76) Inventor: **Jiro Takashima**, Houston, TX (US)

(\*\*) Term: **14 Years**

(21) Appl. No.: **29/362,694**

(22) Filed: **May 28, 2010**

(51) **LOC (9) Cl.** ..... **24-02**

(52) **U.S. Cl.** ..... **D24/141**

(58) **Field of Classification Search** ..... D24/119,  
D24/133, 135, 141, 187; 601/18, 134-137;  
607/138; 606/191, 197; 600/38-41

See application file for complete search history.

(56) **References Cited**

U.S. PATENT DOCUMENTS

1,278,944	A	*	9/1918	Landis	.....	606/197
D412,749	S	*	8/1999	Myers et al.	.....	D24/135
D414,871	S	*	10/1999	Myers et al.	.....	D24/135
D428,488	S	*	7/2000	Bloch	.....	D24/141
6,589,193	B2	*	7/2003	Takashima	.....	601/137
D582,551	S	*	12/2008	Takashima	.....	D24/141
D601,700	S	*	10/2009	Takashima	.....	D24/141

D610,683	S	*	2/2010	Takashima	.....	D24/141
2009/0222034	A1	*	9/2009	Takashima	.....	606/197

\* cited by examiner

*Primary Examiner*—Ian Simmons

*Assistant Examiner*—Wan Laymon

(74) *Attorney, Agent, or Firm*—Osha • Liang LLP

(57) **CLAIM**

The ornamental design for a prostate massage device, as shown and described.

**DESCRIPTION**

FIG. 1 is a top side view of the design according to the invention.

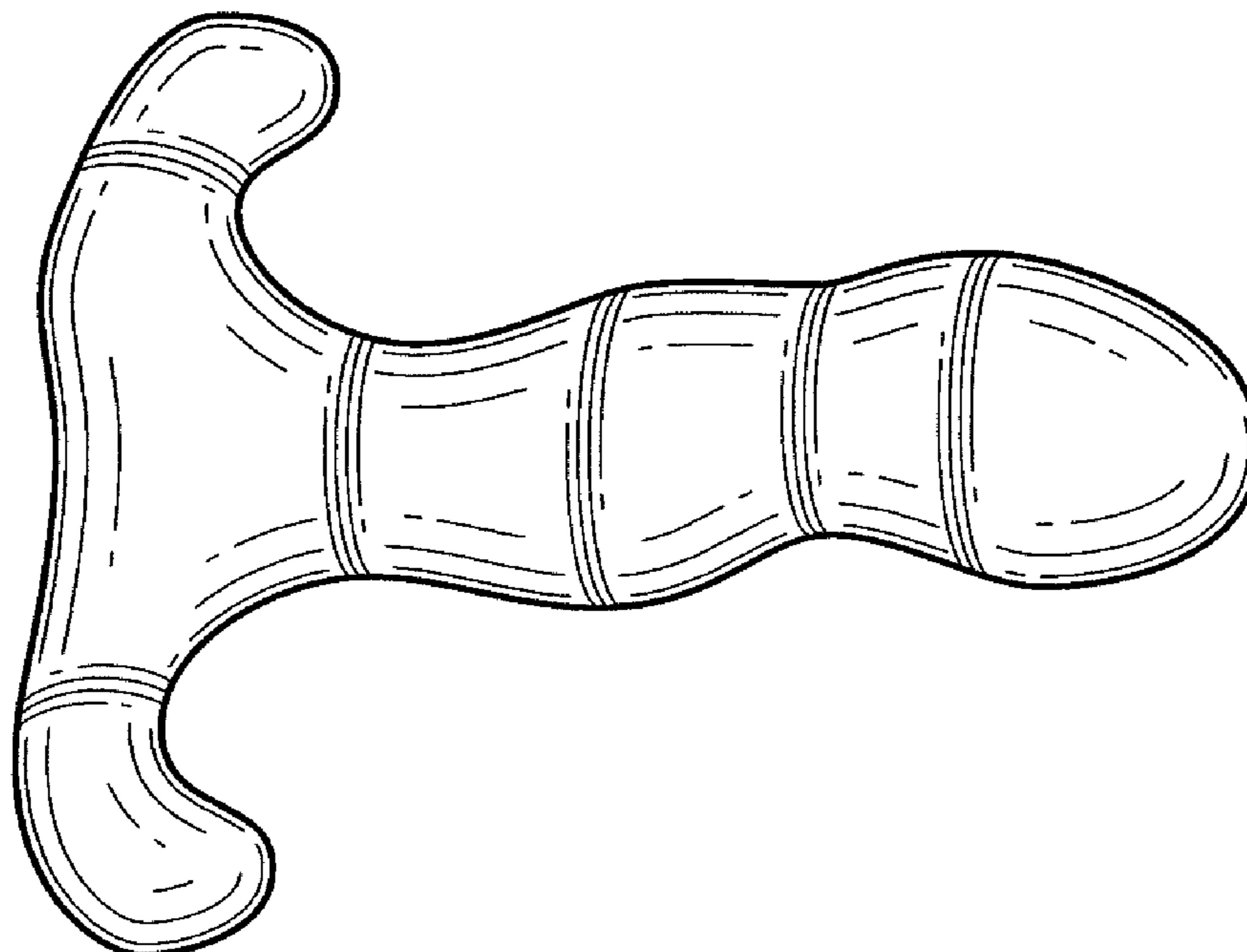
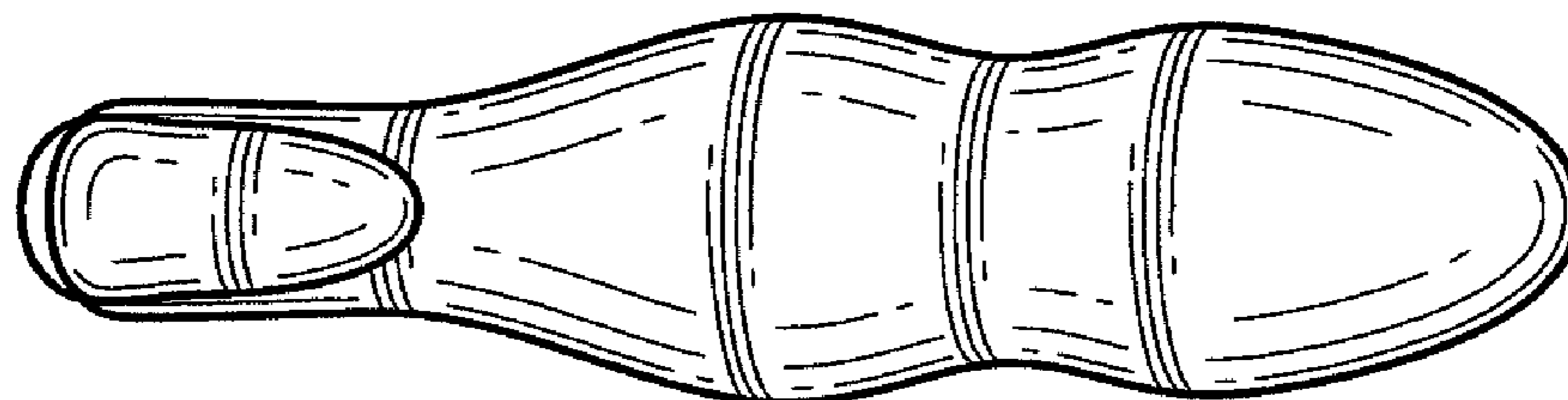
FIG. 2 is a back view of the design according to the invention.


FIG. 3 is a side view of the design according to the invention.

FIG. 4 is a front view of the design according to the invention; and,

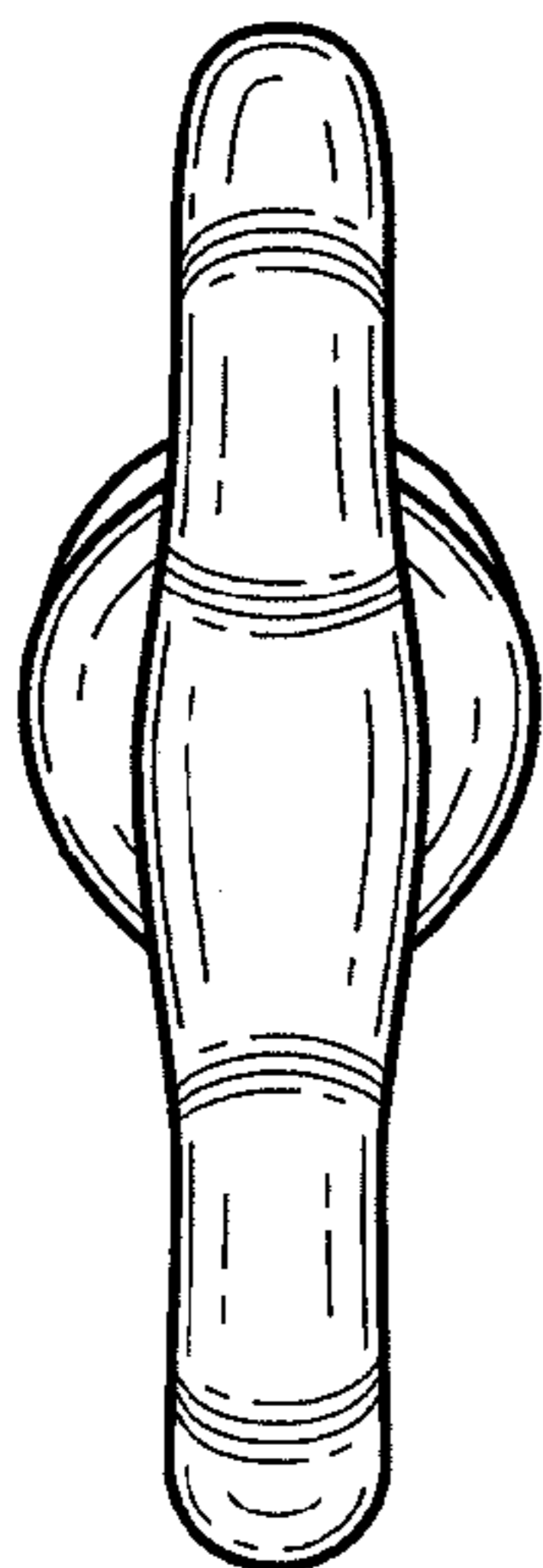
FIG. 5 is a bottom side view of the design according to the invention.

**1 Claim, 1 Drawing Sheet**

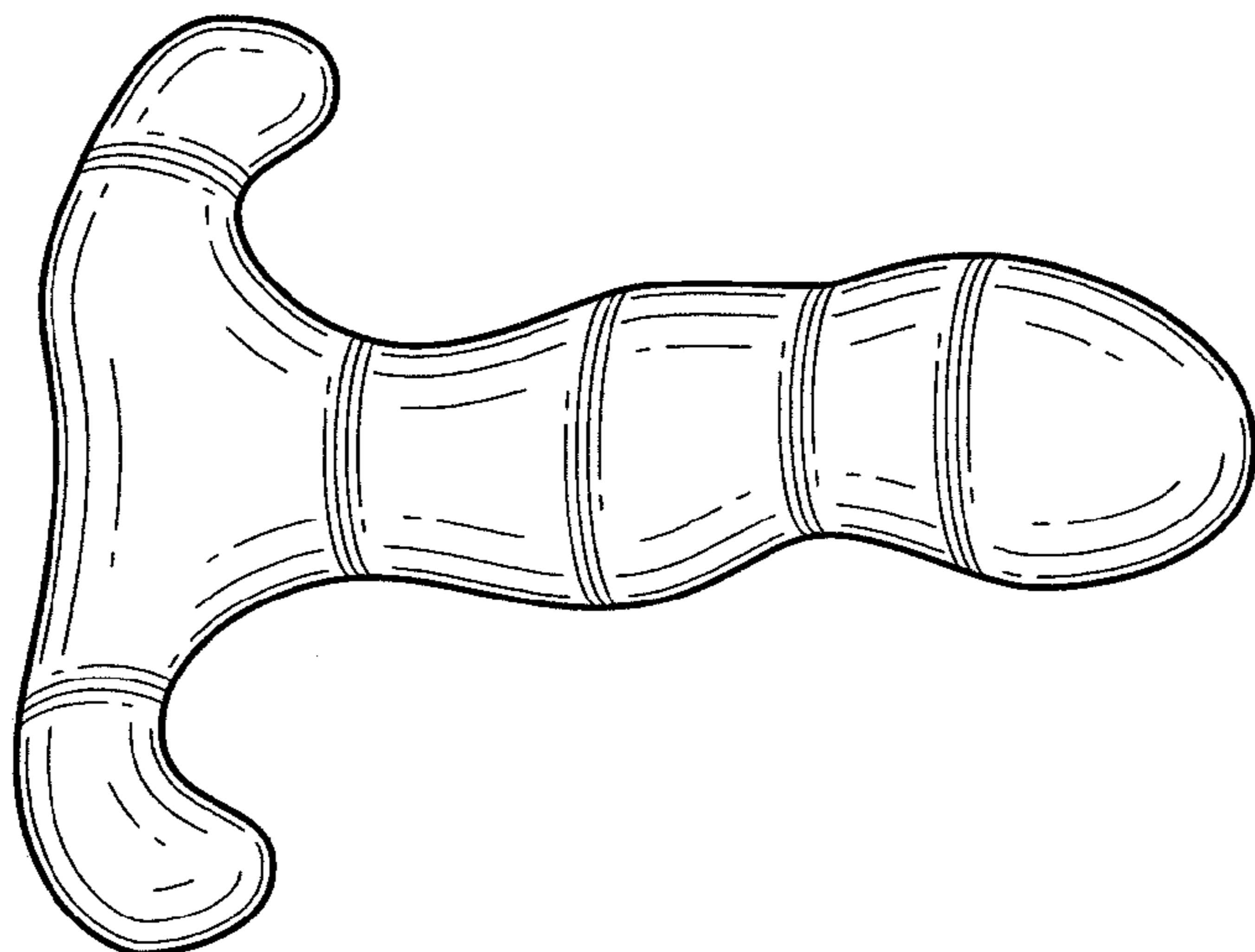





**FIG. 1**




**FIG. 2**



**FIG. 3**



**FIG. 4**



**FIG. 5**