



US00D633601S

(12) **United States Design Patent**  
**Grether**

(10) **Patent No.:** **US D633,601 S**  
(45) **Date of Patent:** **\*\* Mar. 1, 2011**

(54) **SWIVEL ADAPTER FOR FAUCETS**

(75) Inventor: **Hermann Grether**, Mullheim (DE)

(73) Assignee: **Neoperl GmbH**, Mullheim (DE)

(\*\*) Term: **14 Years**

(21) Appl. No.: **29/363,019**

(22) Filed: **Jun. 3, 2010**

D563,530 S	3/2008	Moris	
7,398,954 B2	7/2008	Heren et al.	
D613,370 S *	4/2010	Allard et al.	..... D23/213
D614,270 S *	4/2010	Green et al.	..... D23/266
D616,969 S *	6/2010	Zore	..... D23/262
2004/0199995 A1	10/2004	Bui	
2005/0241706 A1	11/2005	Heren	
2006/0017037 A1	1/2006	Heren et al.	
2006/0180681 A1	8/2006	Lau	
2009/0090661 A1	4/2009	Tanner et al.	
2009/0263184 A1	10/2009	Riedel et al.	

\* cited by examiner

**Related U.S. Application Data**

(62) Division of application No. 29/291,910, filed on Sep. 19, 2007.

*Primary Examiner*—T. Chase Nelson

*Assistant Examiner*—Eric L Goodman

(74) *Attorney, Agent, or Firm*—Volpe and Koenig, P.C.

(30) **Foreign Application Priority Data**

Mar. 20, 2007	(EM)	.....	000691530
Aug. 8, 2007	(EM)	.....	000771423

(57) **CLAIM**

The ornamental design for a swivel adapter for faucets, as shown and described.

(51) **LOC (9) Cl.** ..... **23-01**

(52) **U.S. Cl.** ..... **D23/264**

(58) **Field of Classification Search** ..... D23/223,  
D23/229, 259–269; D8/396, 397; 24/279;  
285/251–253; 411/372, 910; 239/459, 602  
See application file for complete search history.

**DESCRIPTION**

FIG. 1 is a front elevational view of a swivel adapter for faucets in a forward swiveled position showing my new design;

FIG. 2 is a left elevational view thereof;

FIG. 3 is a right elevational view thereof;

FIG. 4 is a top right perspective view thereof;

FIG. 5 is a front elevational view thereof, showing the adapter in a rearward swiveled position;

FIG. 6 is a top plan view thereof, showing the adapter in an un-swiveled position; and,

FIG. 7 is a bottom plan partial cross-sectional view thereof, showing the adapter in an un-swiveled position.

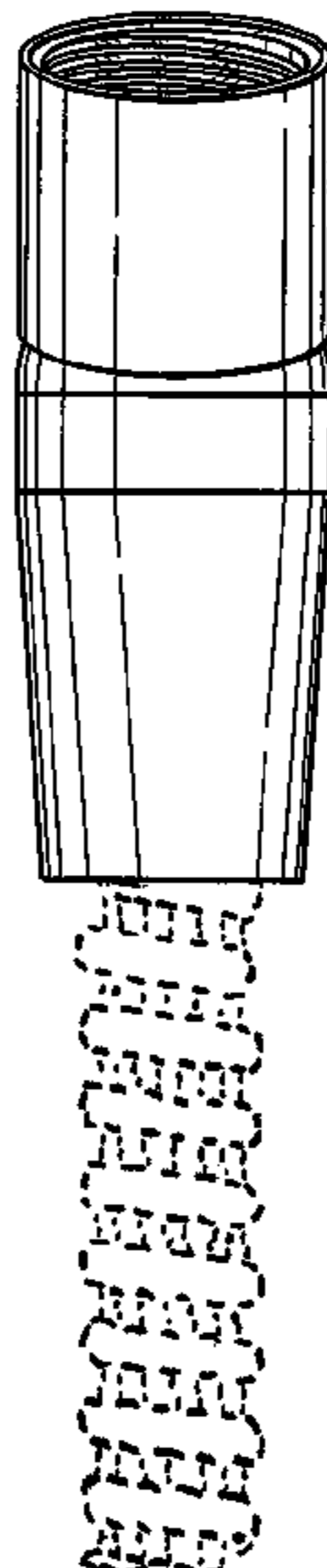
The broken lines in the drawing are for illustrative purposes only and form no part of the claimed design.

(56) **References Cited**

**U.S. PATENT DOCUMENTS**

1,762,713 A	6/1930	Dill
1,946,832 A	2/1934	Brandon
2,201,065 A	5/1940	Toolan
3,210,040 A	10/1965	Thurlow
3,226,096 A	12/1965	Ranson
3,638,968 A	2/1972	Barks
D361,371 S	8/1995	McQuillan
7,051,763 B2	5/2006	Heren
D538,404 S	3/2007	Campbell
D541,375 S	4/2007	Buttgen
D550,333 S	9/2007	Bamberger et al.

**1 Claim, 6 Drawing Sheets**



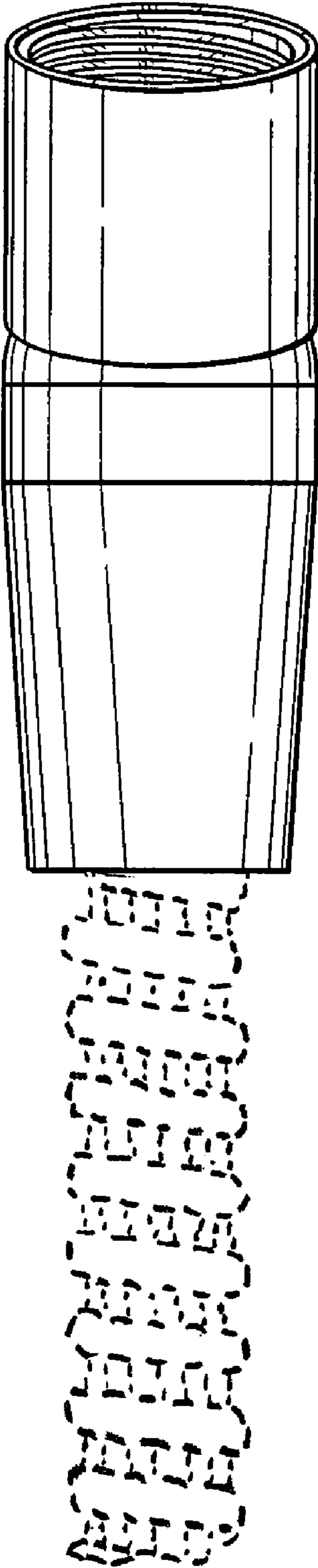


FIG. 1

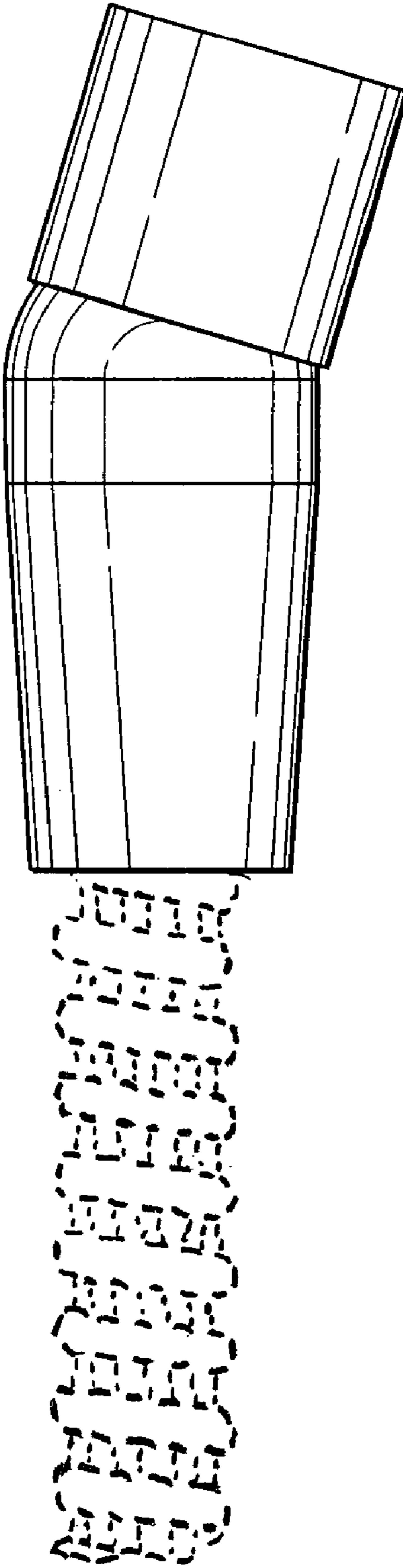


FIG. 2

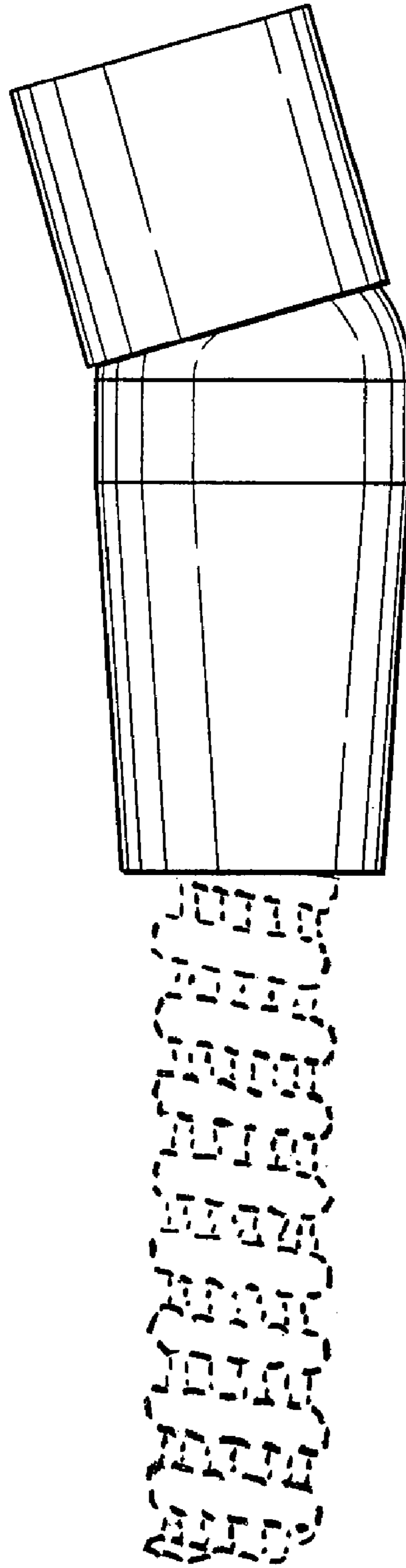


FIG. 3

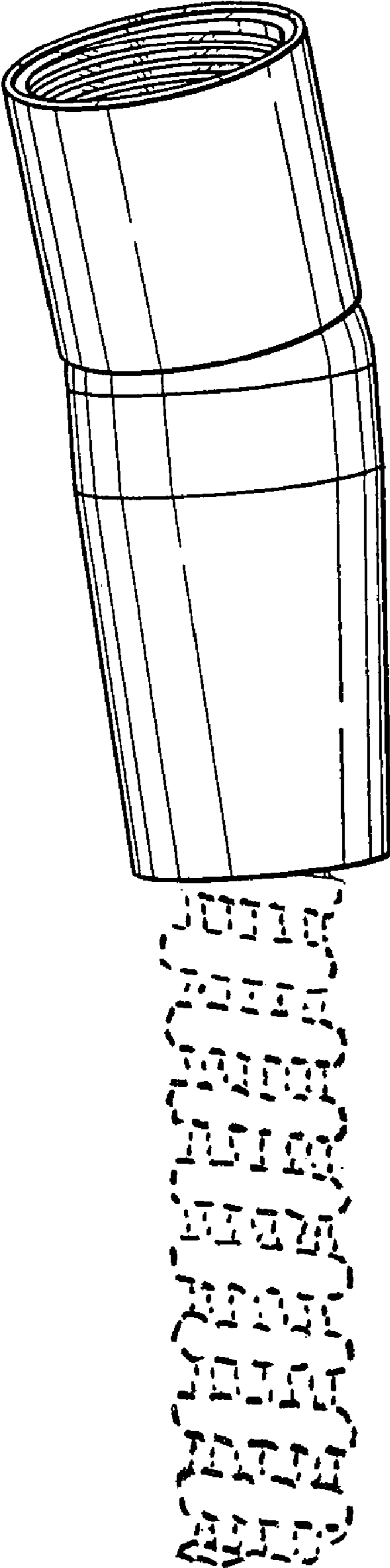


FIG. 4

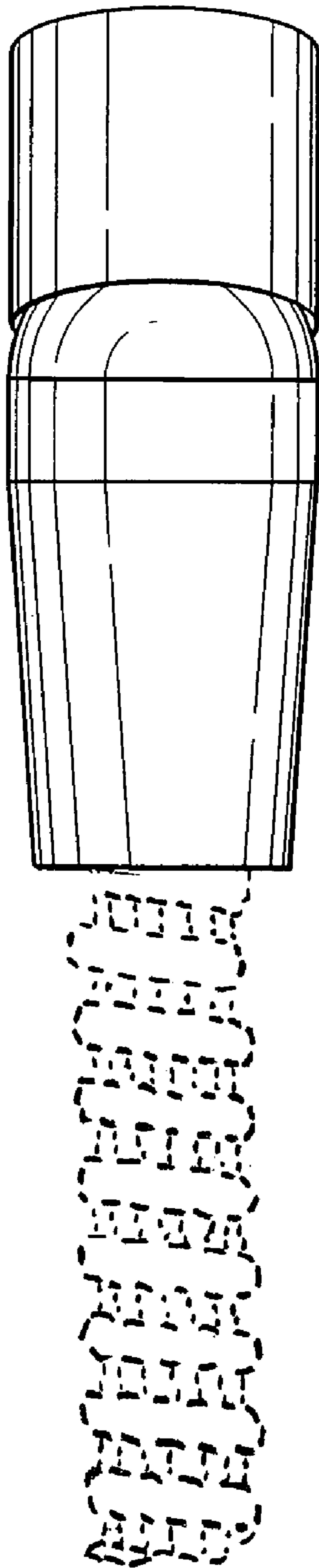


FIG. 5

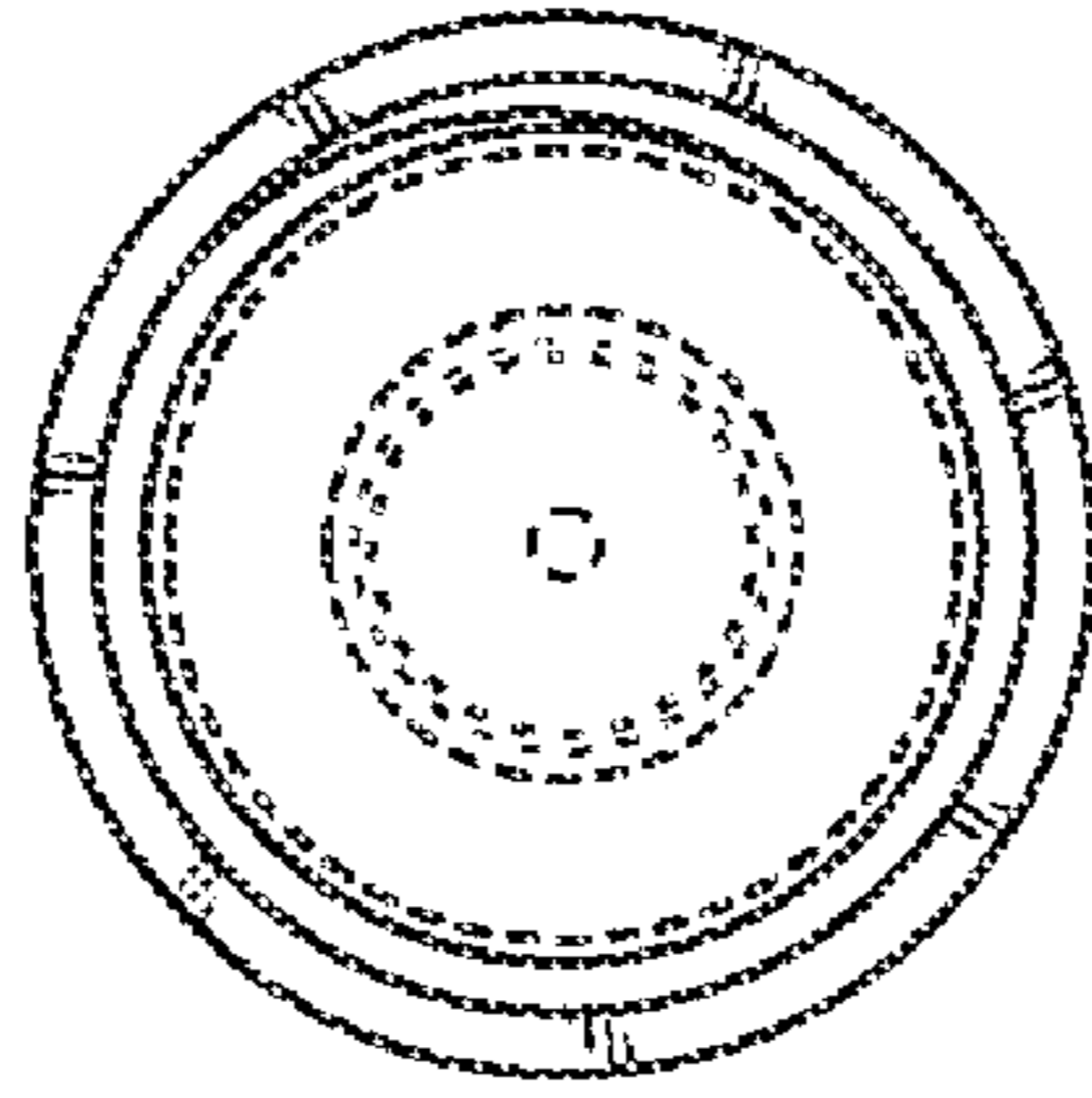


FIG. 6

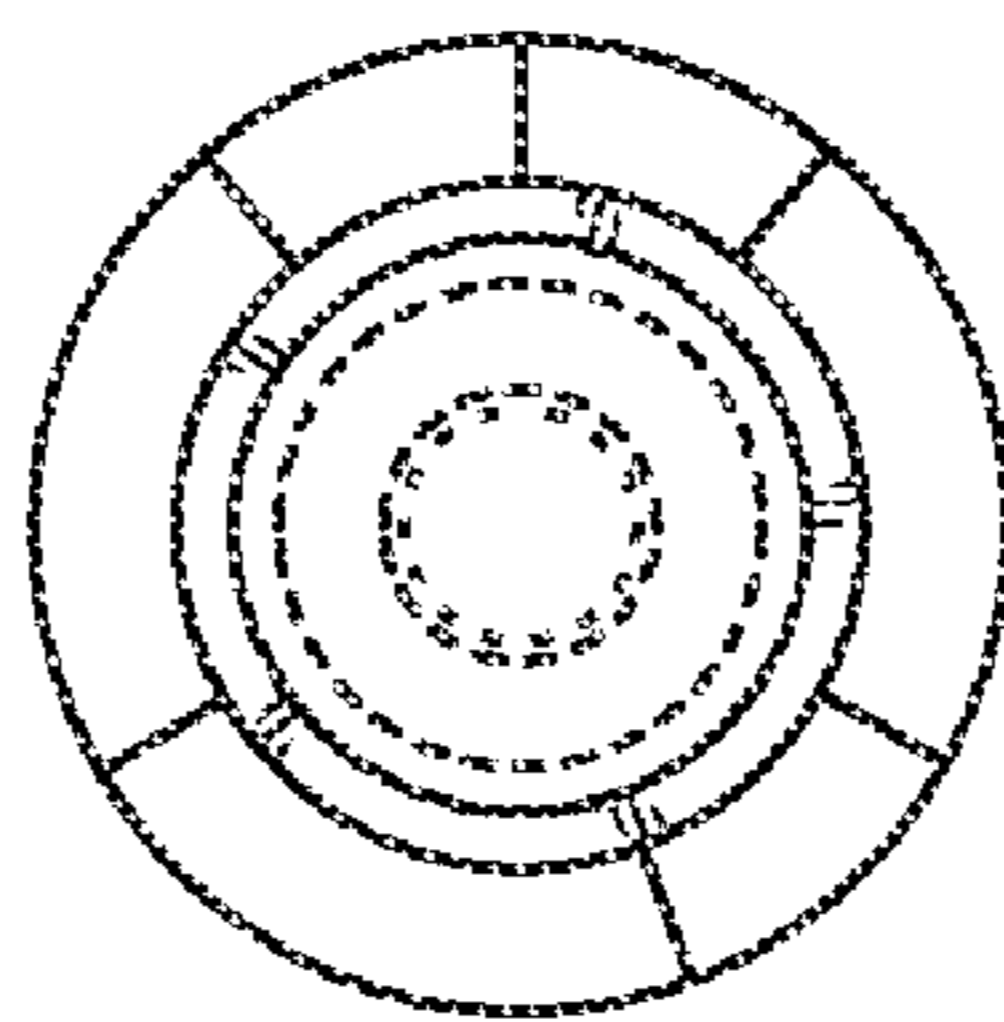


FIG. 7