



US00D633574S

(12) **United States Design Patent**
Katz

(10) **Patent No.:** **US D633,574 S**
(45) **Date of Patent:** **** Mar. 1, 2011**

(54) **CARD GAME TABLE**

(76) Inventor: **Marcus A. Katz**, Miami Beach, FL (US)

(**) Term: **14 Years**

(21) Appl. No.: **29/364,138**

(22) Filed: **Jun. 18, 2010**

Related U.S. Application Data

(60) Division of application No. 29/339,635, filed on Jul. 2, 2009, now Pat. No. Des. 627,006, which is a continuation-in-part of application No. 12/348,150, filed on Jan. 2, 2009, which is a continuation-in-part of application No. 12/090,851, filed as application No. PCT/US2007/72792 on Jul. 3, 2007.

(51) **LOC (9) Cl.** **21-03**

(52) **U.S. Cl.** **D21/369; D21/397**

(58) **Field of Classification Search** D6/511;
D21/369, 385, 396-397; 273/274, 292; 463/13,
463/17, 20, 25, 46-47

See application file for complete search history.

(56) **References Cited**

U.S. PATENT DOCUMENTS

D161,845 S *	2/1951	Larson	D21/397
D227,967 S *	7/1973	Scarne	D21/397
D263,975 S *	4/1982	Quiroga et al.	D21/369
5,275,416 A *	1/1994	Schorr et al.	273/292
D345,767 S *	4/1994	Ollington	D21/369
D361,350 S *	8/1995	Nelson	D21/369
D365,853 S *	1/1996	Zadro	D21/369
5,489,101 A *	2/1996	Moody	273/292
5,782,472 A *	7/1998	Brown	273/274
D397,732 S *	9/1998	Serowik et al.	D21/369
5,921,550 A *	7/1999	Awada	273/292

D421,466 S *	3/2000	McBride	D21/369
D427,644 S *	7/2000	Stern	D21/397
D452,283 S *	12/2001	Regan et al.	D21/369
D467,624 S *	12/2002	Boyd	D21/397
6,629,889 B2 *	10/2003	Mothwurf	463/25
D514,171 S *	1/2006	Danellus	D21/397
D518,112 S *	3/2006	Abbott et al.	D21/397
D521,569 S *	5/2006	Rowe et al.	D21/397
D537,126 S *	2/2007	Boyd et al.	D21/369
D548,799 S *	8/2007	Looney et al.	D21/369
7,341,510 B2 *	3/2008	Bourbour et al.	463/13
D573,199 S *	7/2008	Richani	D21/369
D578,575 S *	10/2008	Clark et al.	D21/369
D579,056 S *	10/2008	Murphy et al.	D21/369

* cited by examiner

Primary Examiner—Sandra Morris

(57) **CLAIM**

The ornamental design for a card game table, substantially as shown and described.

DESCRIPTION

FIG. 1 is a top perspective view of the card game table, showing my new design;

FIG. 2 is a top elevational view thereof;

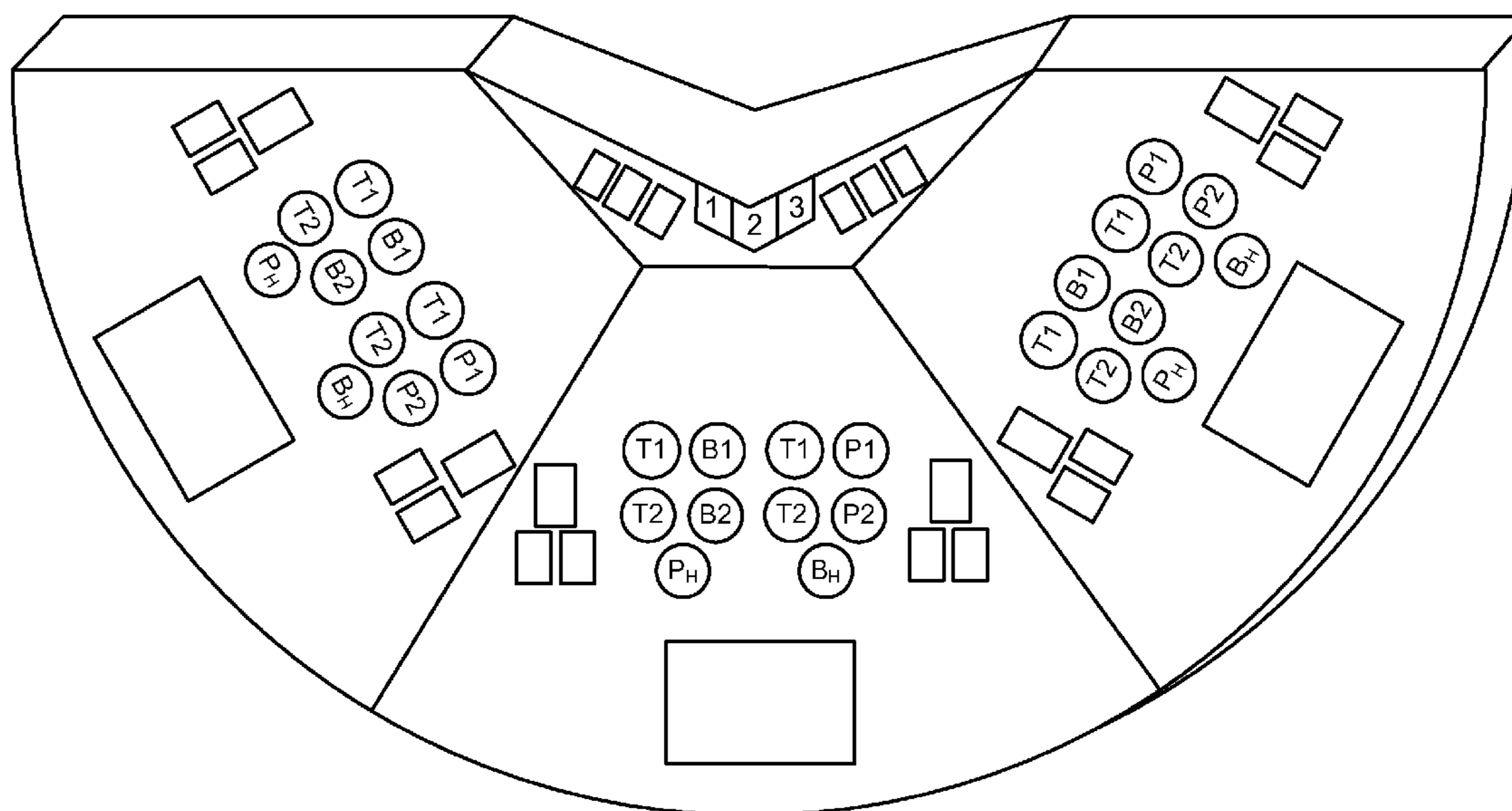
FIG. 3 is a top elevational view of a second embodiment thereof;

FIG. 4 is a cross-sectional view taken along line 4—4 in FIG. 3; and,

FIG. 5 is a cross-sectional view taken along line 5—5 in FIG. 3.

The broken line showing is for illustrative purposes only, and forms no part of the claimed design.

1 Claim, 4 Drawing Sheets



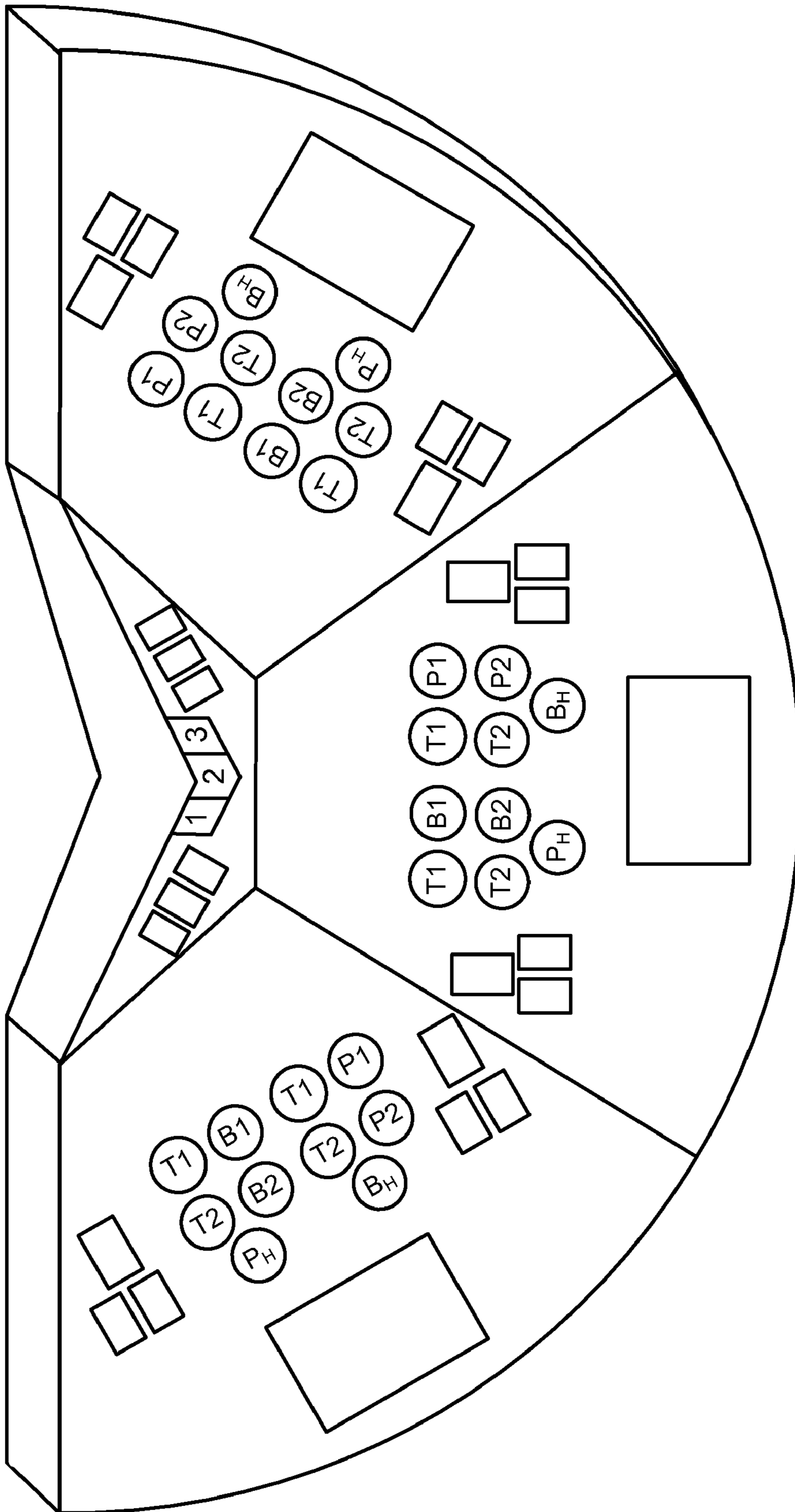


FIG. 1

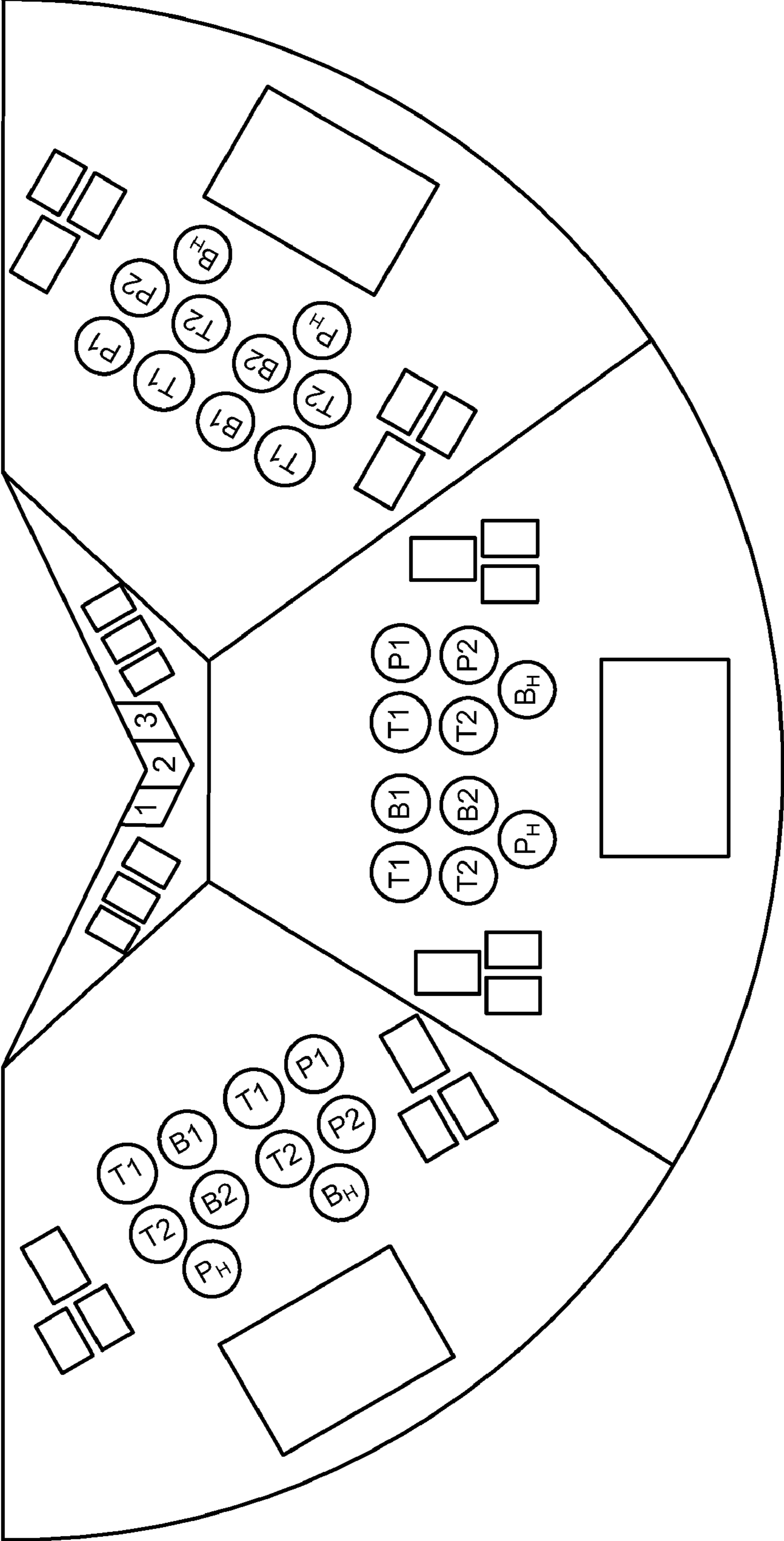


FIG. 2

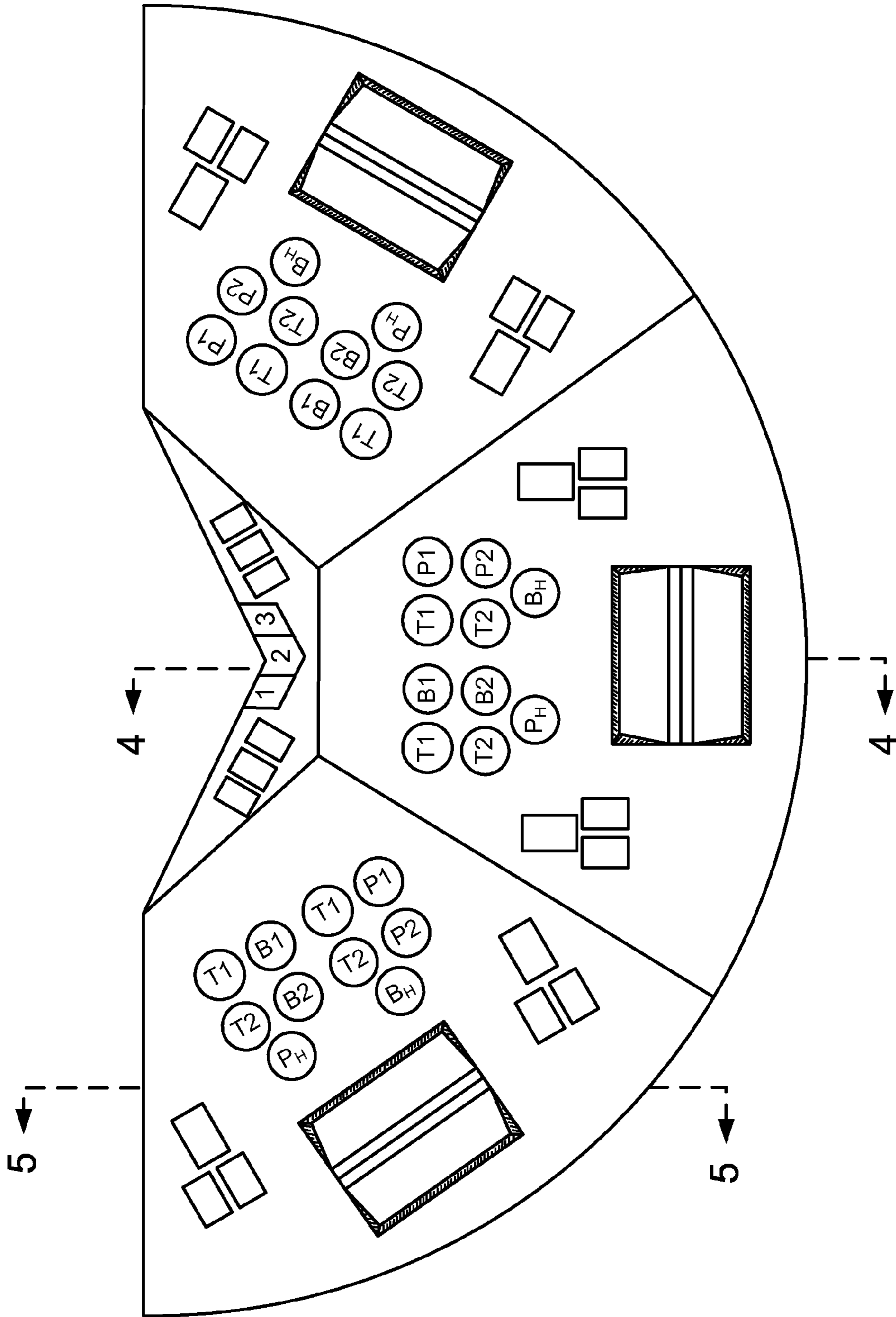


FIG. 3




FIG. 4

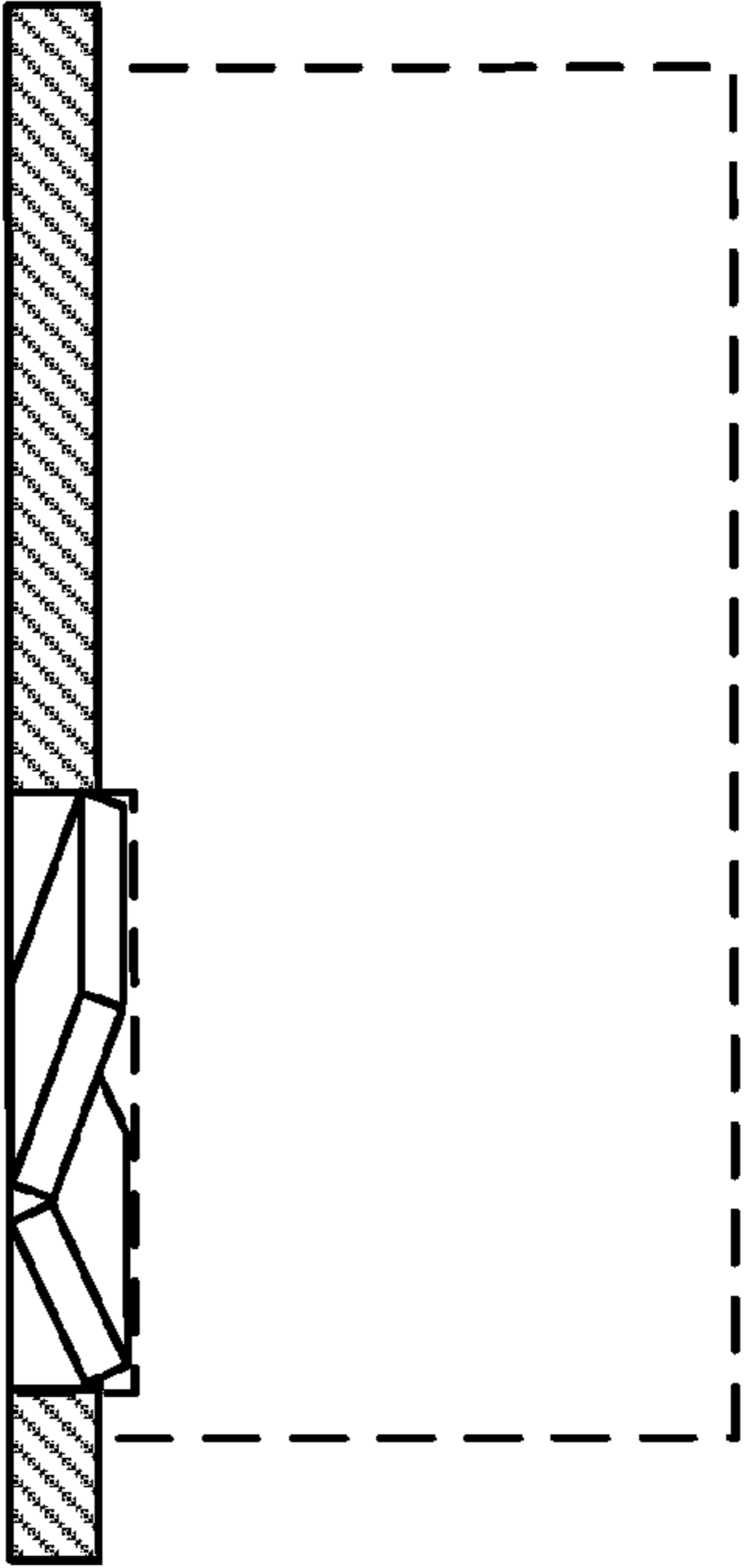


FIG. 5