



US00D633571S

(12) **United States Design Patent**  
**Schneider**

(10) **Patent No.:** **US D633,571 S**  
(45) **Date of Patent:** **\*\* Mar. 1, 2011**

(54) **VEHICLE, TOY, AND/OR REPLICAS THEREOF**

(75) Inventor: **Alexander Schneider**, Munich (DE)

(73) Assignee: **Bayerische Motoren Werke Aktiengesellschaft**, Munich (DE)

(\*\*) Term: **14 Years**

(21) Appl. No.: **29/347,801**

(22) Filed: **Jun. 7, 2010**

(30) **Foreign Application Priority Data**

Dec. 8, 2009 (DE) ..... 402009006095

(51) **LOC (9) Cl.** ..... **12-08**

(52) **U.S. Cl.** ..... **D21/91**

(58) **Field of Classification Search** ..... D12/86,  
D12/90-92, 88; D21/424, 433, 434; 296/181.1,  
296/181.5

See application file for complete search history.

(56) **References Cited**

**U.S. PATENT DOCUMENTS**

D396,432 S \* 7/1998 Syring ..... D12/91

(Continued)

**FOREIGN PATENT DOCUMENTS**

EM 000482419-0005 10/2006

EM 001104913-0001 4/2009

*Primary Examiner*—Melody N Brown

(74) *Attorney, Agent, or Firm*—Crowell & Moring LLP

(57) **CLAIM**

The ornamental design for a vehicle, toy, and/or replicas thereof, as shown and described.

**DESCRIPTION**

This application contains subject matter related to the following co-pending U.S. design patent applications:

Application Ser. No. 29/347,797, filed herewith and entitled “Hood for a Vehicle”;

Application Ser. No. 29/347,796, filed herewith and entitled “Rear Door for a Vehicle”;

Application Ser. No. 29/347,795, filed herewith and entitled “Front Bumper for a Vehicle”;

Application Ser. No. 29/347,793, filed herewith and entitled “Front Bumper for a Vehicle”;

Application Ser. No. 29/347,794, filed herewith and entitled “Rear Bumper for a Vehicle”;

Application Ser. No. 29/347,788, filed herewith and entitled “Rear Bumper for a Vehicle”;

Application Ser. No. 29/347,789, filed herewith and entitled “Door for a Vehicle”;

Application Ser. No. 29/347,790, filed herewith and entitled “Door for a Vehicle”;

Application Ser. No. 29/347,791, filed herewith and entitled “Rear Fender for a Vehicle”;

Application Ser. No. 29/347,792, filed herewith and entitled “Decorative Element for a Vehicle”;

Application Ser. No. 29/347,800, filed herewith and entitled “Decorative Element for a Vehicle”;

Application Ser. No. 29/347,799, filed herewith and entitled “Headlight for a Vehicle”; and

Application Ser. No. 29/347,798, filed herewith and entitled “Taillight for a Vehicle”.

FIG. 1 is a left, front perspective view of a vehicle, toy, and/or replicas thereof according to my design, the right, front perspective view being mirror symmetrical;

FIG. 2 is a left, rear perspective view thereof;

FIG. 3 is a left side view thereof;

FIG. 4 is a right side view thereof;


FIG. 5 is a front view thereof;

FIG. 6 is a rear view thereof; and,

FIG. 7 is a top view thereof.

The broken lines are for illustrative purposes only and form no part of the claimed design.

**1 Claim, 6 Drawing Sheets**



# US D633,571 S

Page 2

---

## U.S. PATENT DOCUMENTS

D409,262 S	5/1999	Stephenson					
D478,533 S *	8/2003	Nicholas et al. ....	D12/91	D540,714 S *	4/2007	Mueller-Stolz .....	D12/91
D490,019 S *	5/2004	Sakae .....	D12/91	D575,677 S *	8/2008	Hildebrand et al. ....	D12/91
D504,087 S *	4/2005	Hakamata et al. ....	D12/91	D598,810 S *	8/2009	Jang .....	D12/91
D513,716 S *	1/2006	Acampora .....	D12/91	D605,084 S	12/2009	Szavits	

\* cited by examiner

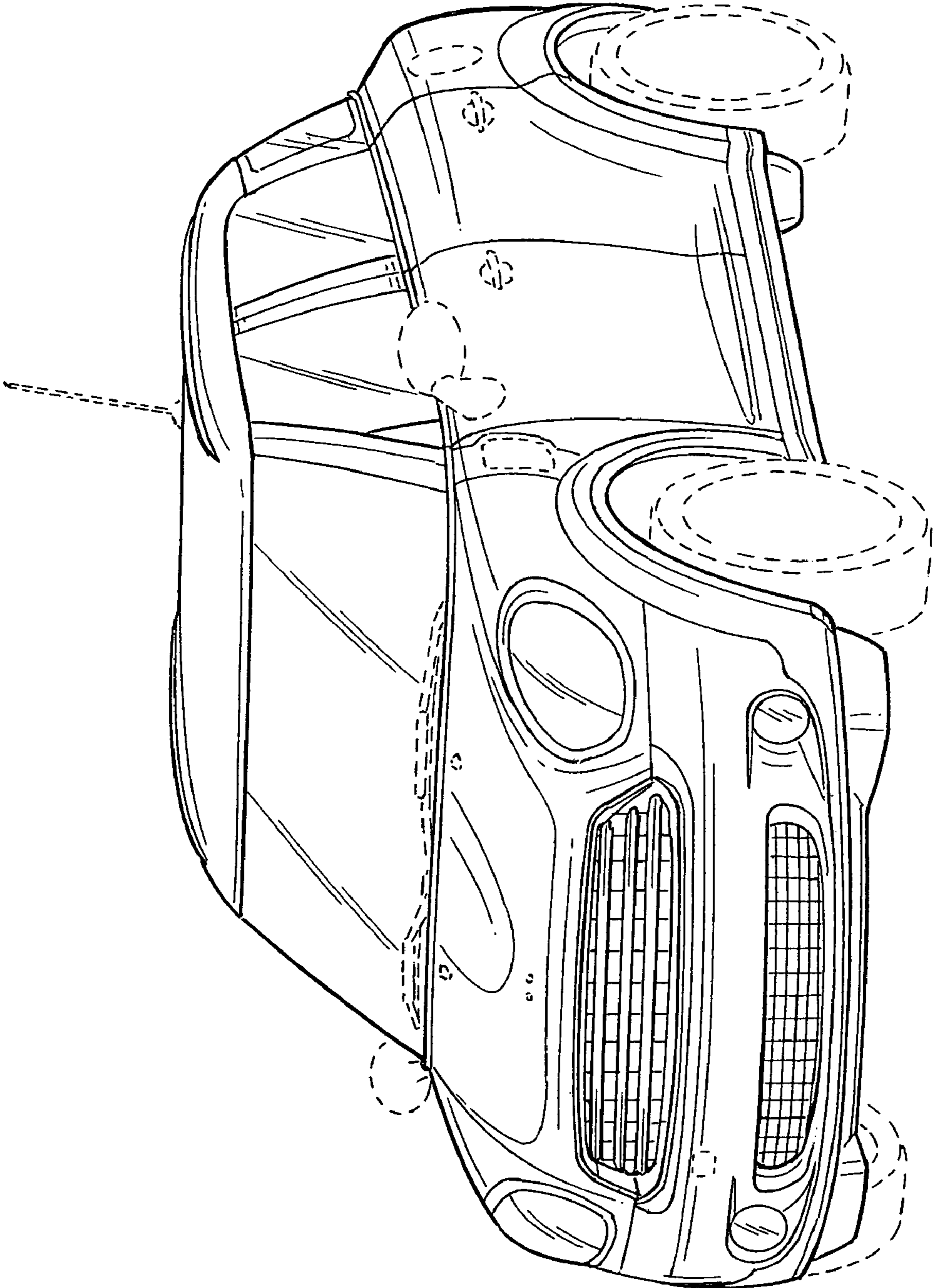


FIG. 1

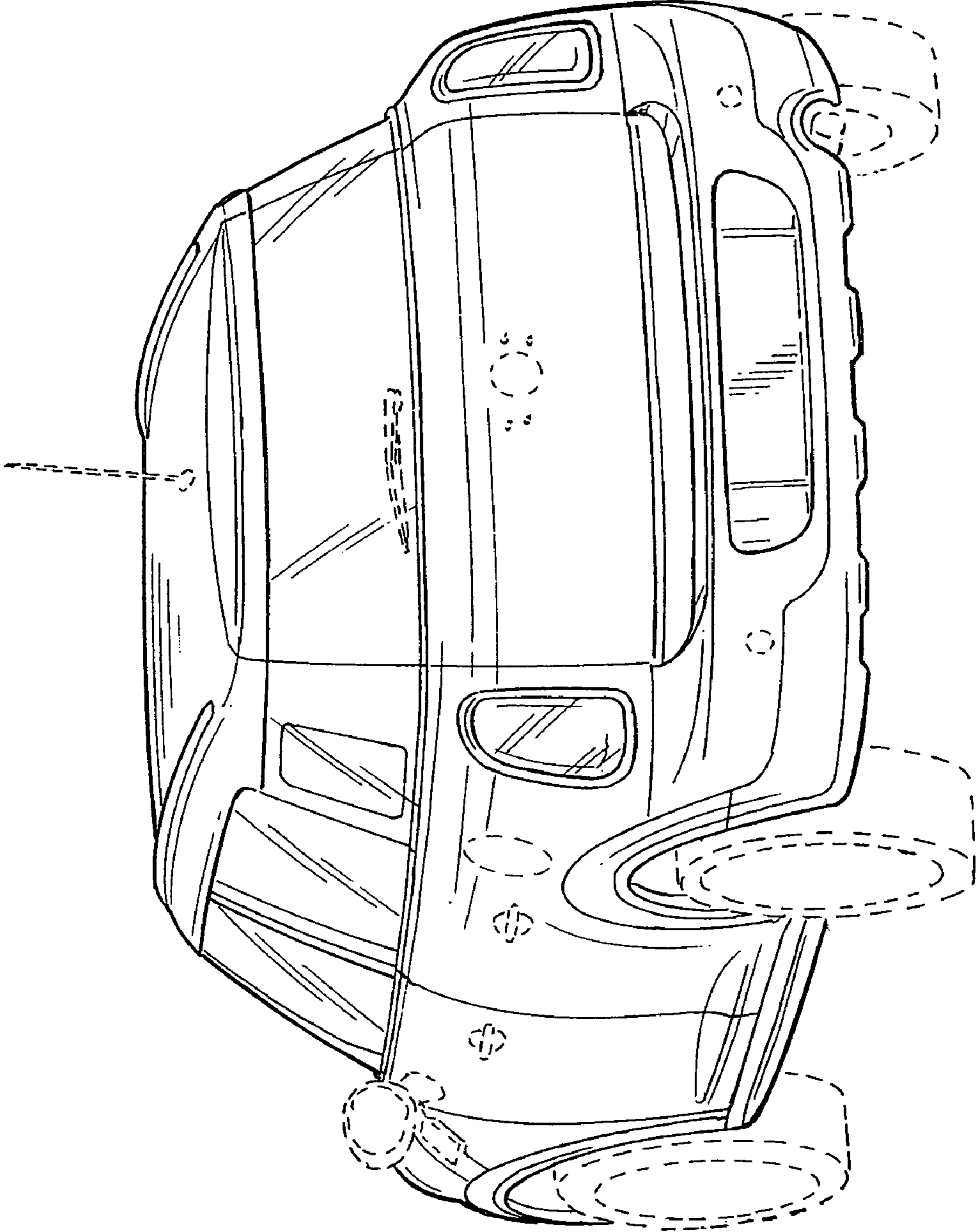


FIG. 2

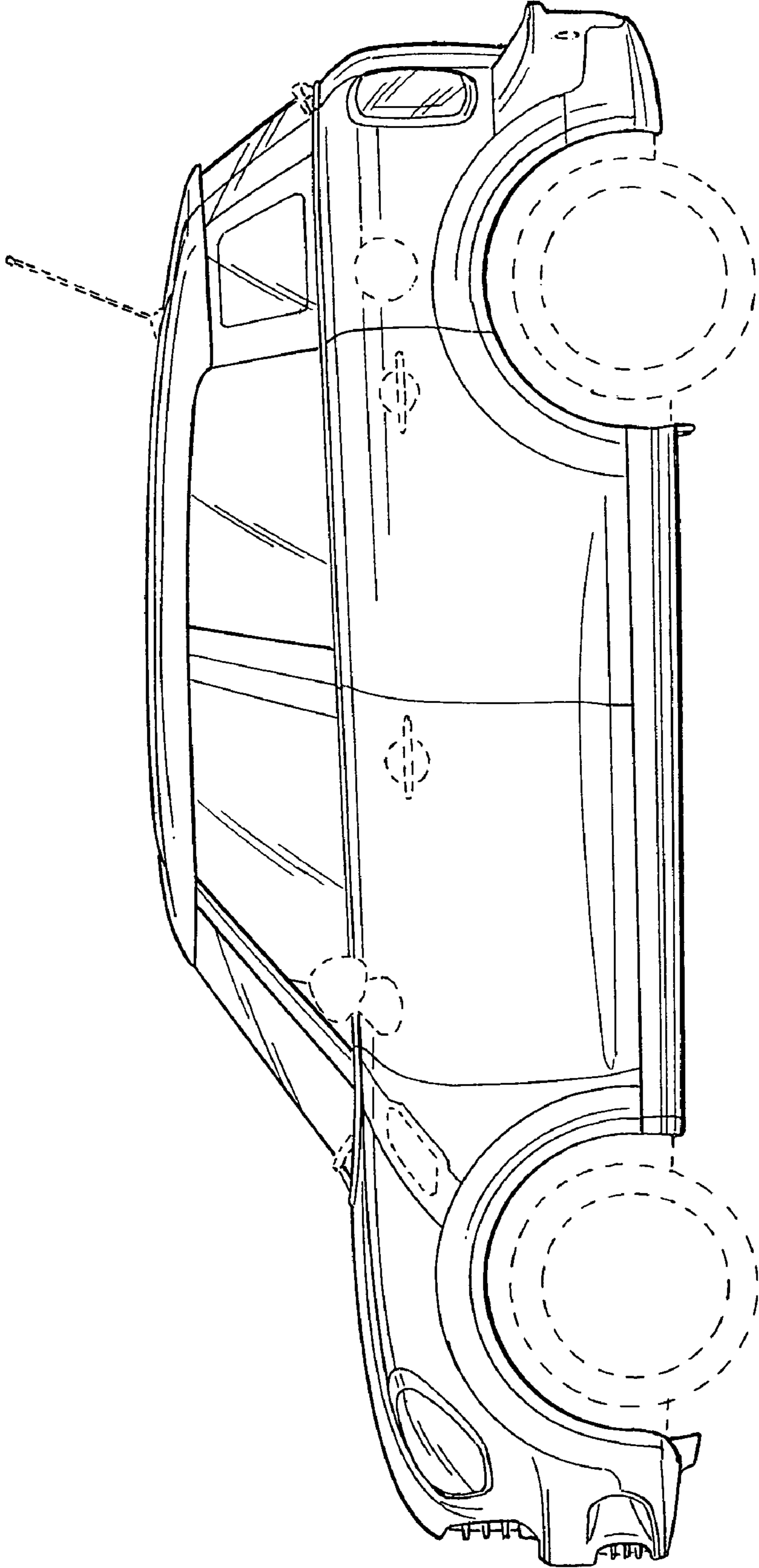


FIG. 3

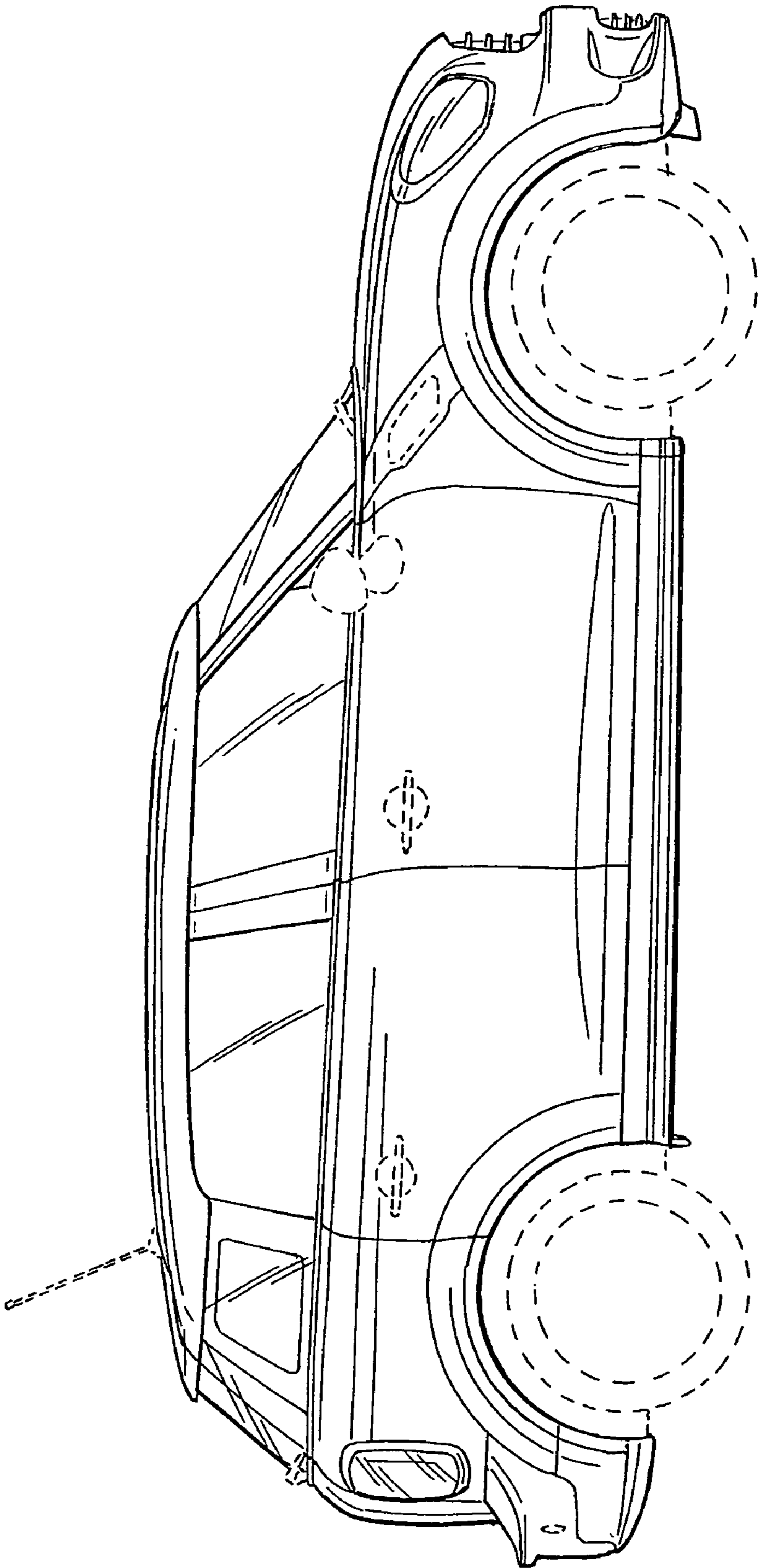


FIG. 4

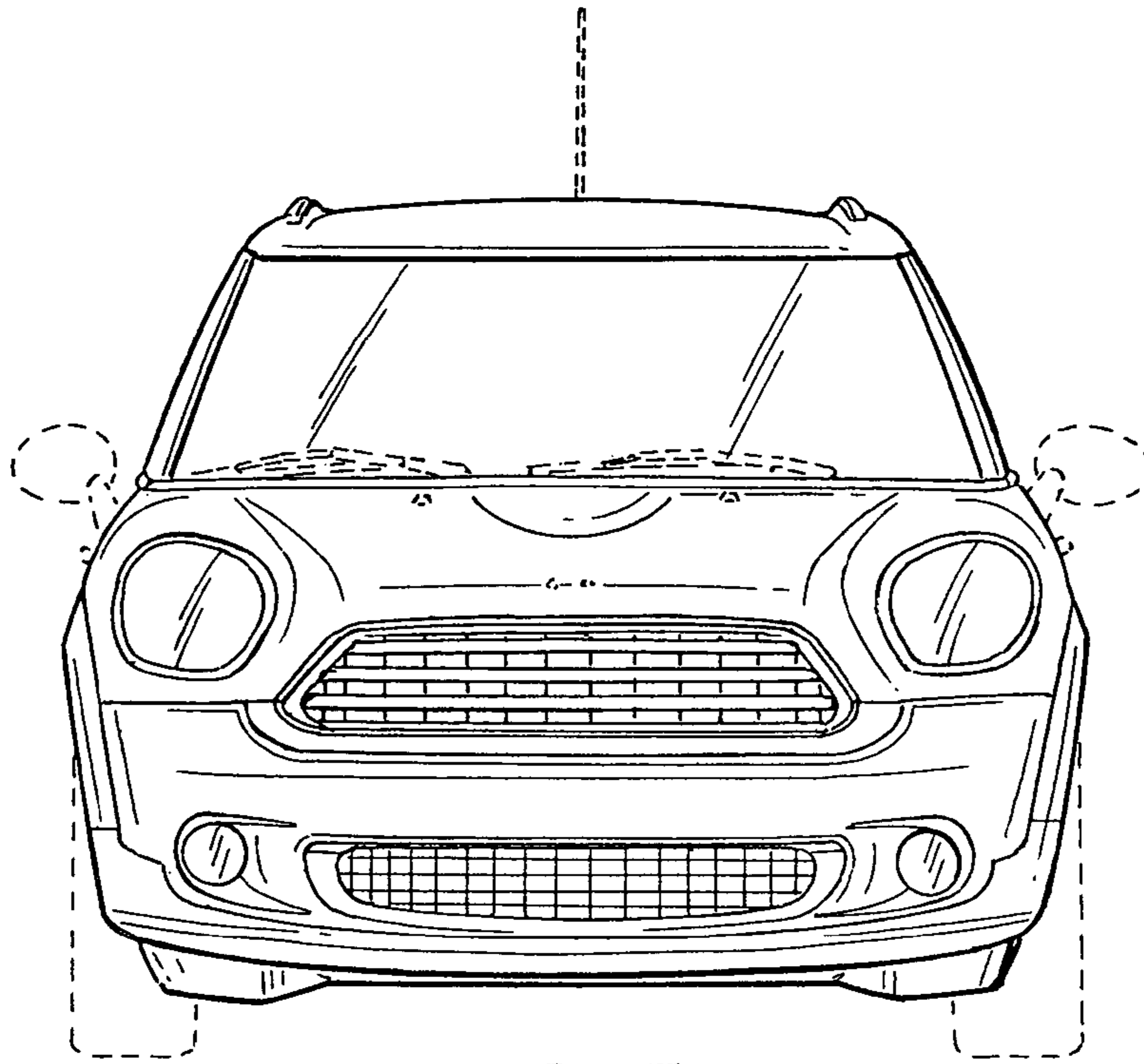


FIG. 5

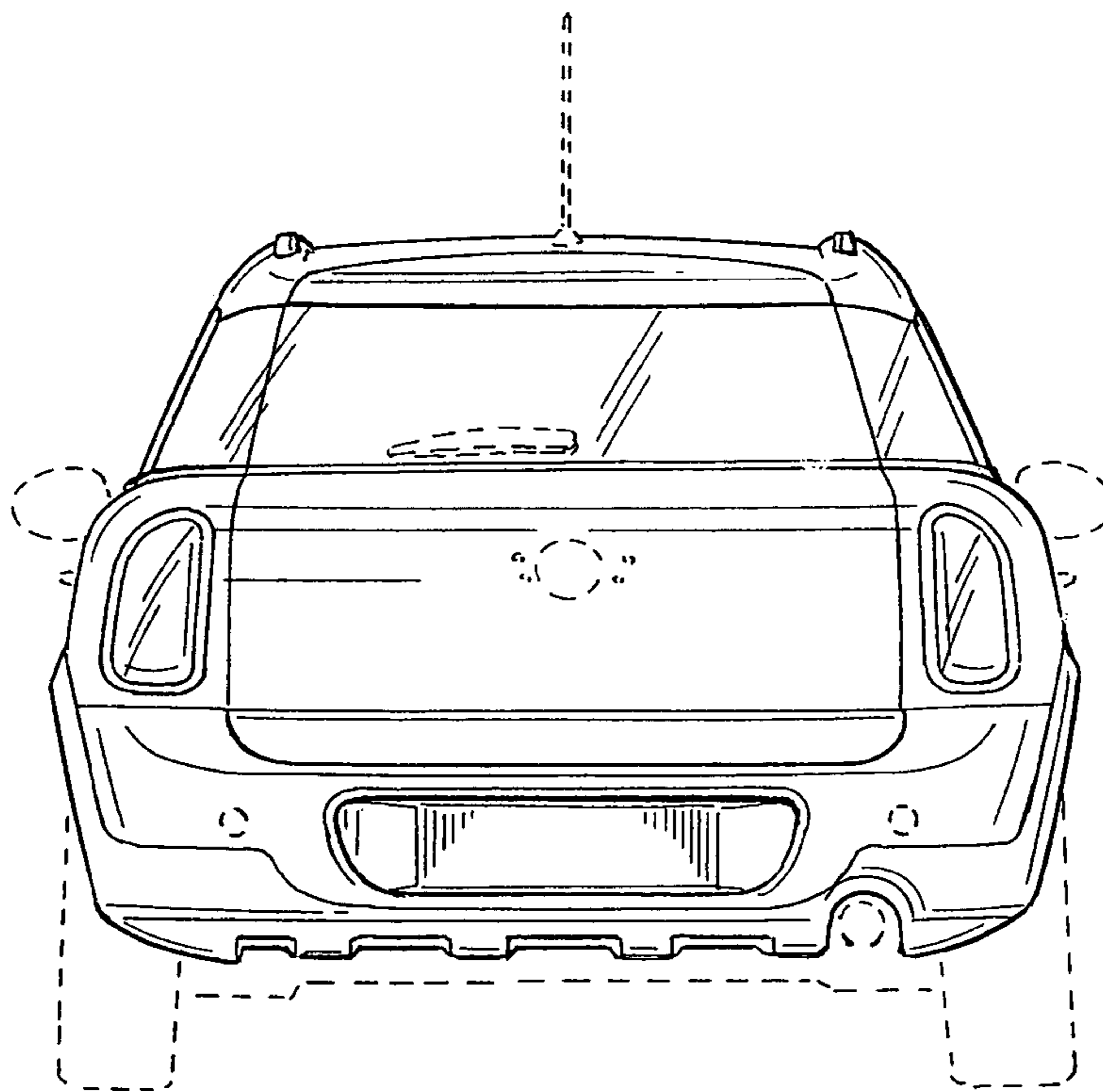


FIG. 6




FIG. 7