



US00D633538S

(12) **United States Design Patent**
Oonuma et al.

(10) **Patent No.:** **US D633,538 S**
(45) **Date of Patent:** **** Mar. 1, 2011**

(54) **ELECTRON MICROSCOPE**

(75) Inventors: **Mitsuru Oonuma**, Tokyo (JP); **Akira Omachi**, Komae (JP); **Masahiko Ajima**, Hitachinaka (JP); **Tomohisa Ohtaki**, Hitachinaka (JP)

(73) Assignee: **Hitachi High-Technologies Corporation**, Tokyo (JP)

(**) Term: **14 Years**

(21) Appl. No.: **29/356,748**

(22) Filed: **Mar. 2, 2010**

(30) **Foreign Application Priority Data**

Sep. 30, 2009 (JP) 2009-022644

(51) **LOC (9) Cl.** **16-06**

(52) **U.S. Cl.** **D16/131**

(58) **Field of Classification Search** D16/130,
D16/131, 221, 234; D24/186, 232, 216,
D24/233; D10/81; D13/184; 250/311; 359/383,
359/384, 385, 389, 390, 368, 370, 371, 372,
359/363

See application file for complete search history.

(56) **References Cited**

U.S. PATENT DOCUMENTS

- D141,832 S * 7/1945 Holley D16/131
- D170,065 S * 7/1953 Petterson D24/232
- D172,780 S * 8/1954 Briskin et al. D16/234
- D182,698 S * 4/1958 Wells D13/184
- 3,551,019 A * 12/1970 Michel 356/326
- D225,580 S * 12/1972 Reinecke D24/186
- D299,861 S * 2/1989 Hunsdale et al. D24/186
- 4,812,029 A * 3/1989 Onanhian 359/383
- D332,616 S * 1/1993 Hashimoto et al. D16/131
- D377,455 S * 1/1997 Burchard et al. D10/81
- D421,653 S * 3/2000 Purcell D24/231
- D430,304 S * 8/2000 Oonuma et al. D24/233
- D467,349 S * 12/2002 Niedbala et al. D24/232

- D474,279 S * 5/2003 Mayer et al. D24/232
- D491,272 S * 6/2004 Alden et al. D24/216
- D527,464 S * 8/2006 Ina et al. D24/232
- D535,403 S * 1/2007 Isozaki et al. D24/232
- D571,385 S * 6/2008 Oonuma et al. D16/131
- D571,480 S * 6/2008 Beck et al. D24/232
- D574,280 S * 8/2008 Wakamatsu et al. D10/81
- D588,276 S * 3/2009 Isozaki et al. D24/232
- D591,864 S * 5/2009 Schmidt D24/216
- D603,972 S * 11/2009 Petersen et al. D24/216
- D607,569 S * 1/2010 Yukikado et al. D24/186
- D608,810 S * 1/2010 Stoiakine D16/131
- D623,211 S * 9/2010 Oonuma et al. D16/131
- D625,749 S * 10/2010 Oonuma et al. D16/131
- D626,579 S * 11/2010 Oonuma et al. D16/131

OTHER PUBLICATIONS

U.S. Appl. No. 29/339,397 of Oonuma et al., filed Jun. 30, 2009.

* cited by examiner

Primary Examiner—Paula Greene

(74) *Attorney, Agent, or Firm*—Antonelli, Terry, Stout & Kraus, LLP.

(57) **CLAIM**

The ornamental design for an electron microscope, as shown and described.

DESCRIPTION

FIG. 1 is a front, top and right side perspective view of an electron microscope showing our new design;

FIG. 2 is a front elevational view thereof;

FIG. 3 is a rear elevational view thereof;

FIG. 4 is a left side elevational view thereof;


FIG. 5 is a right side elevational view thereof;

FIG. 6 is a top plan view thereof; and,

FIG. 7 is a bottom plan view thereof.

The broken lines form no part of the claimed design.

1 Claim, 7 Drawing Sheets






FIG. 1

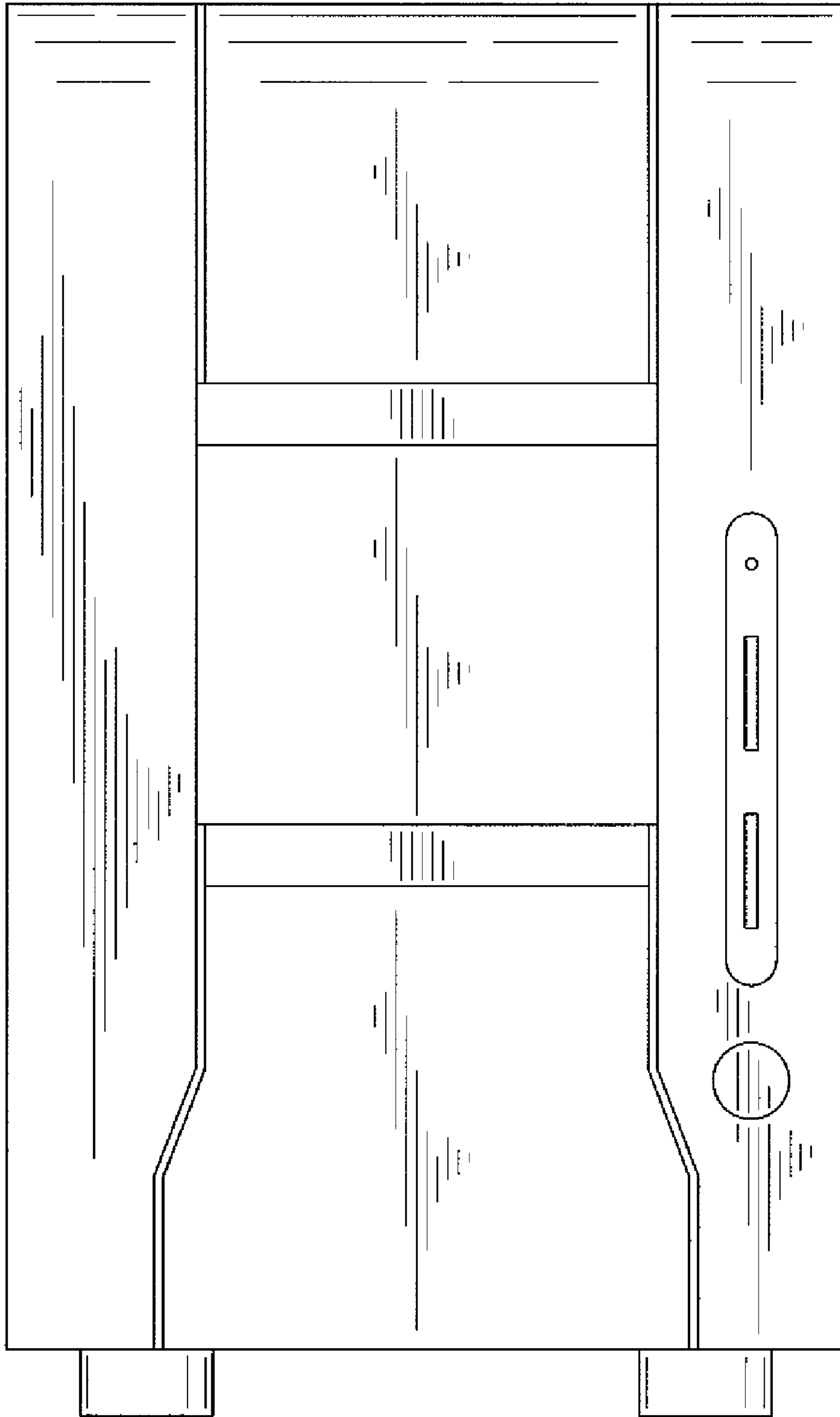


FIG. 2

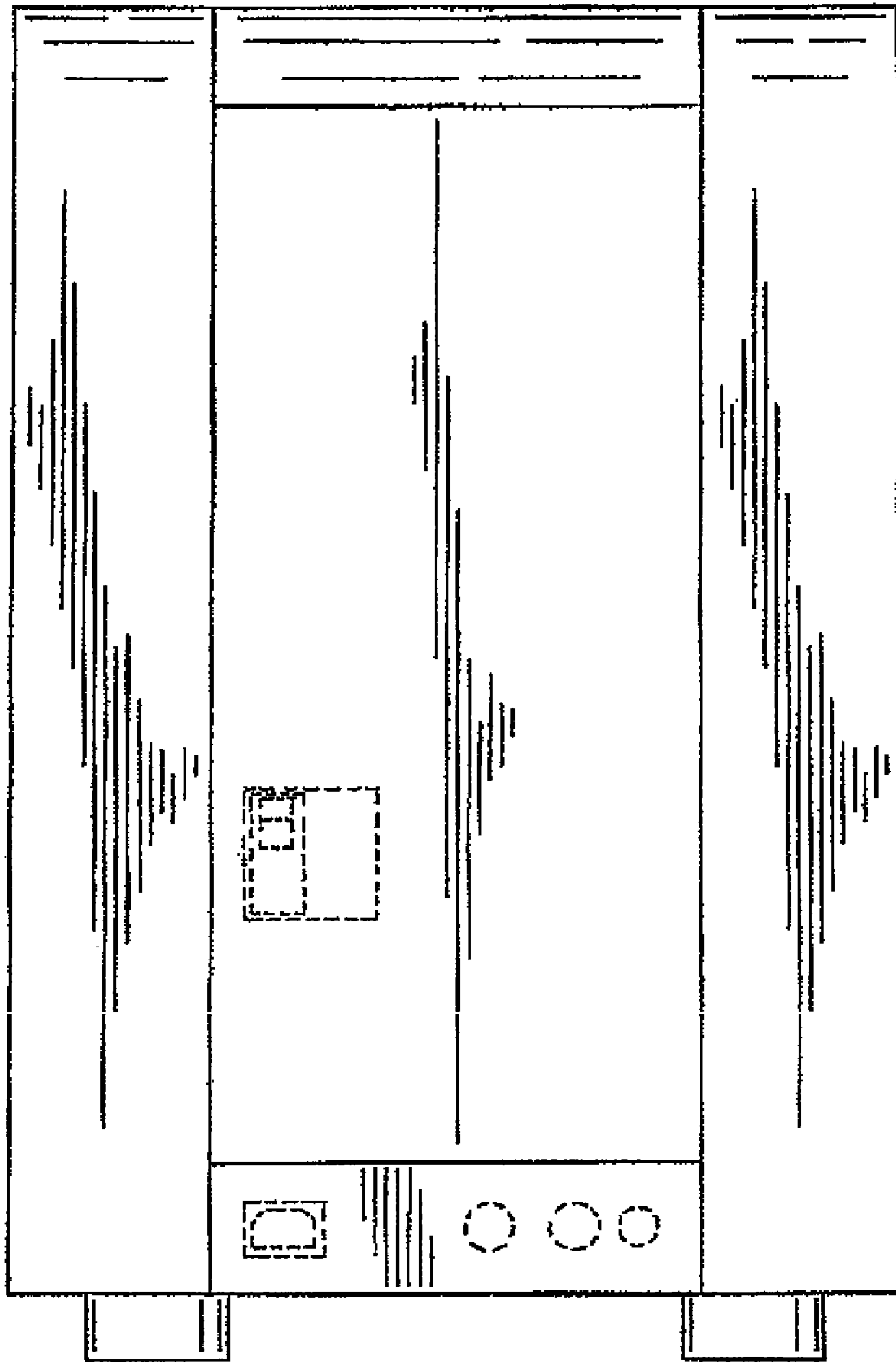


FIG. 3

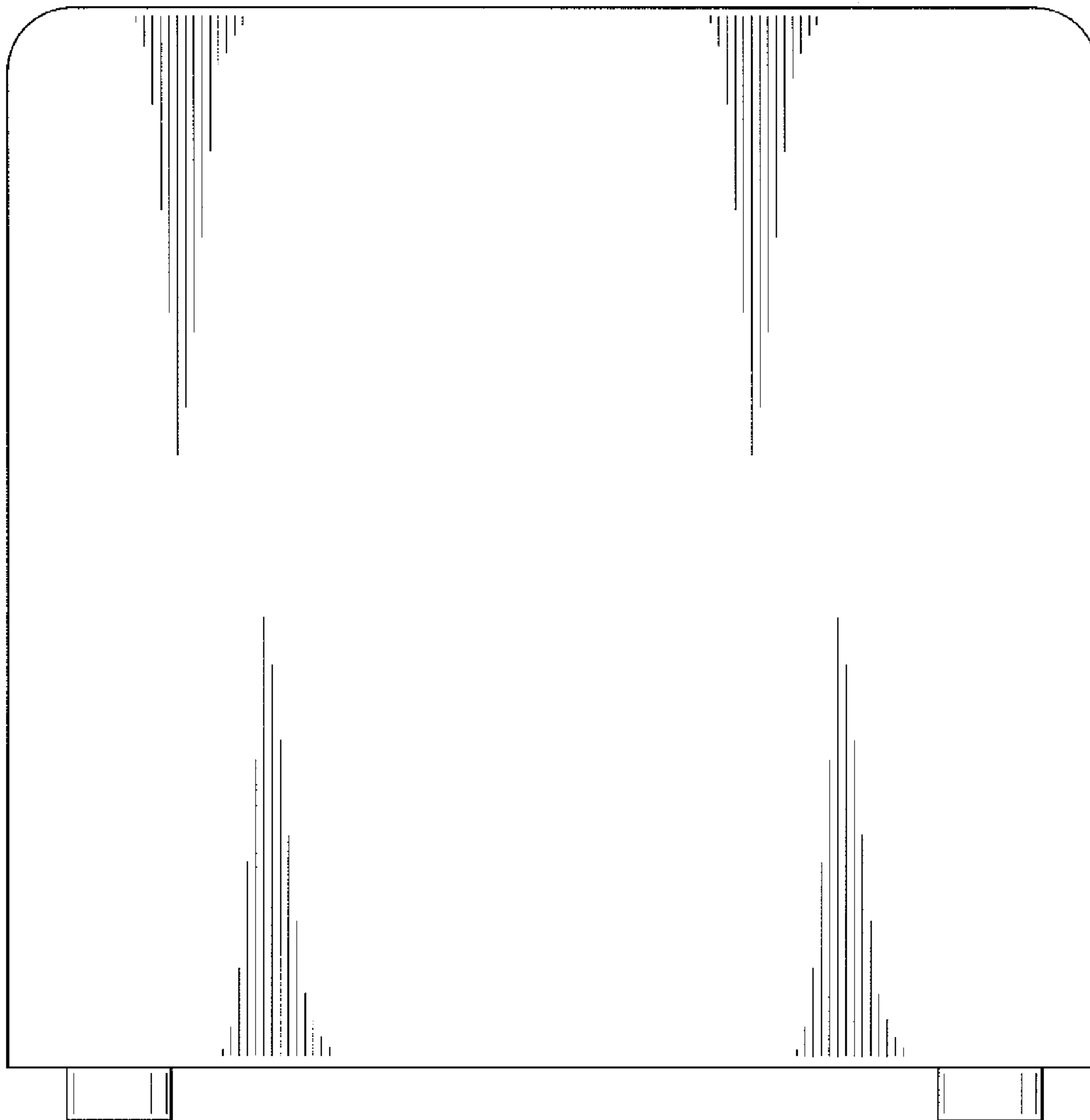


FIG. 4

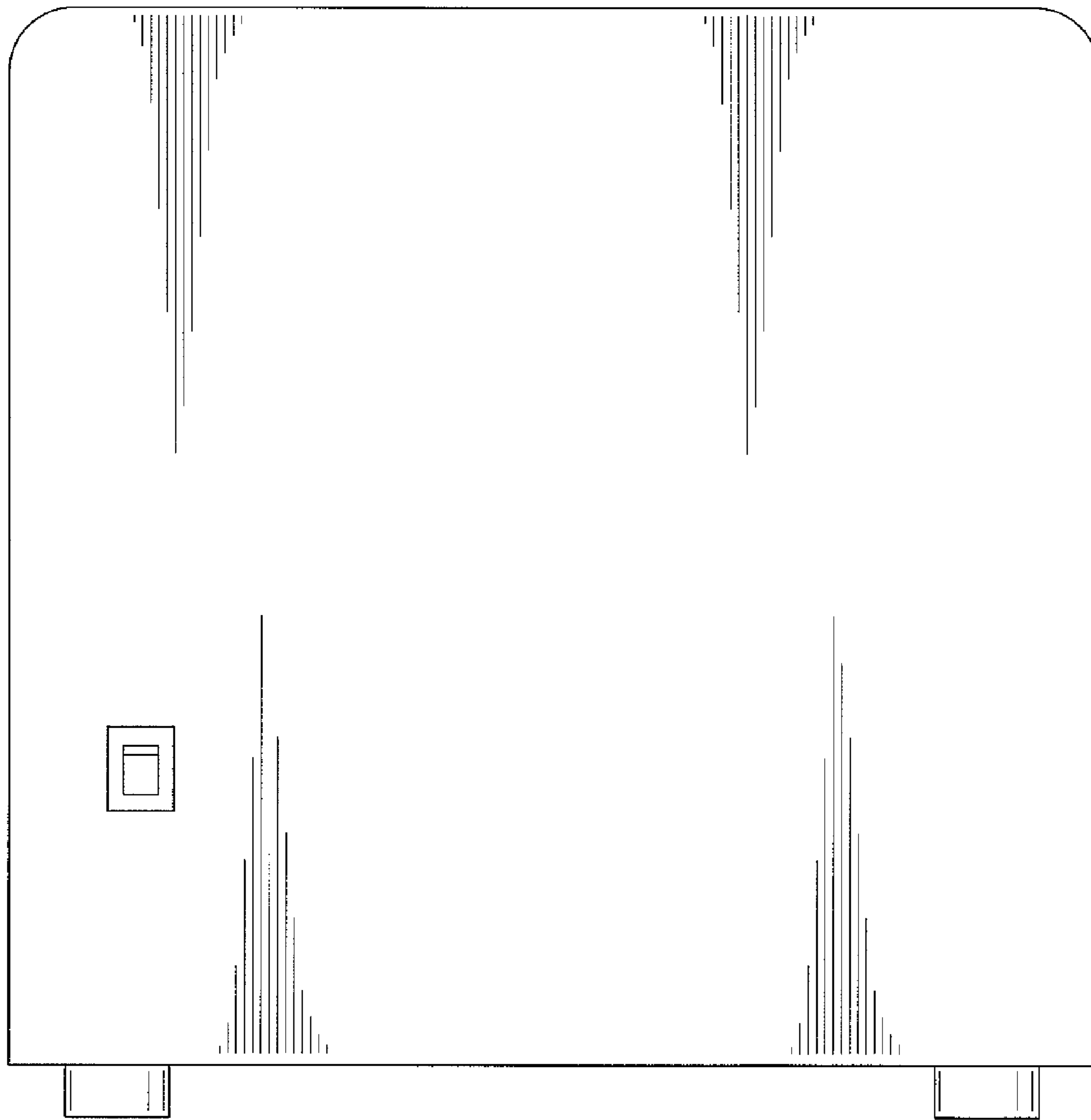


FIG. 5

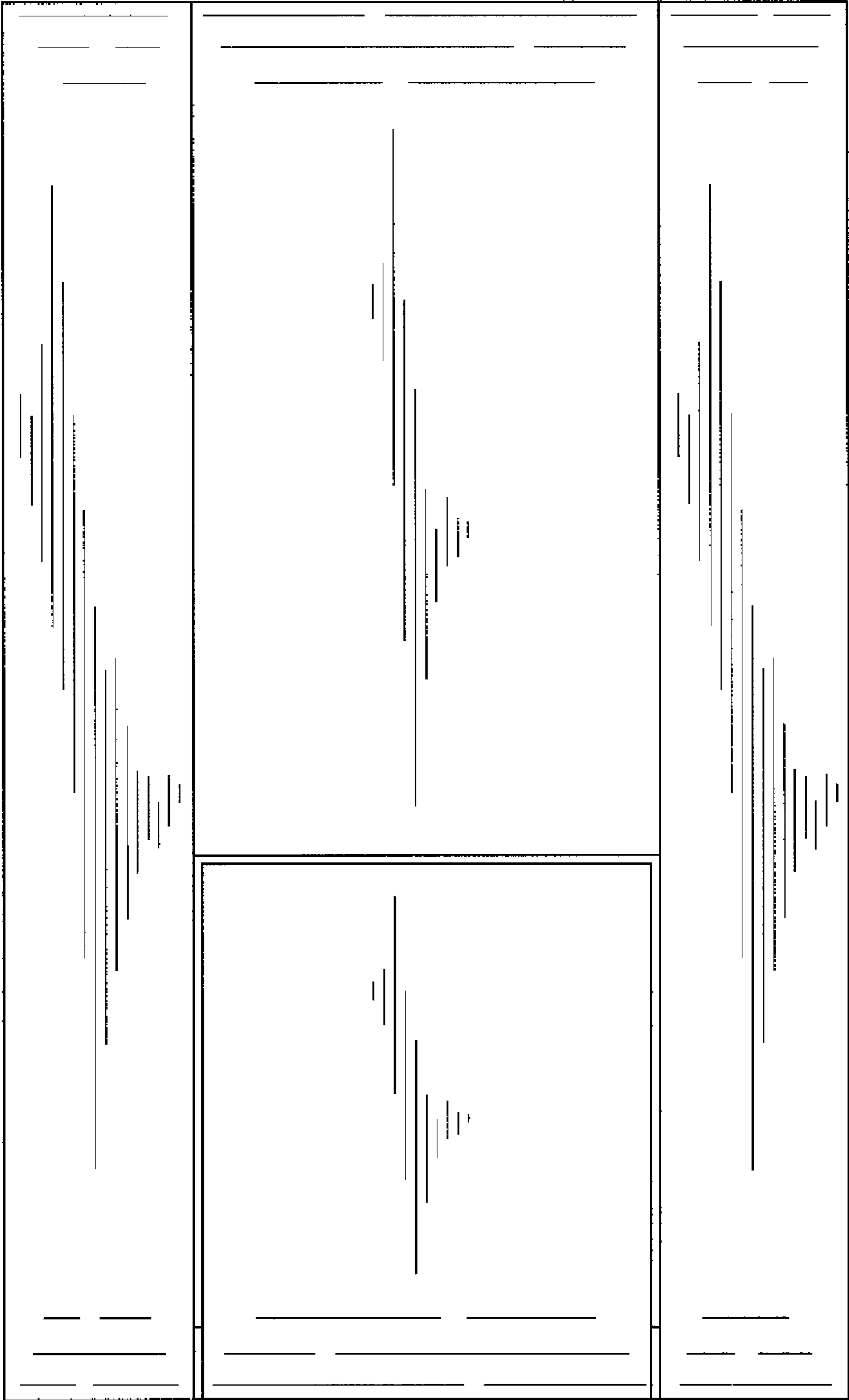


FIG. 6

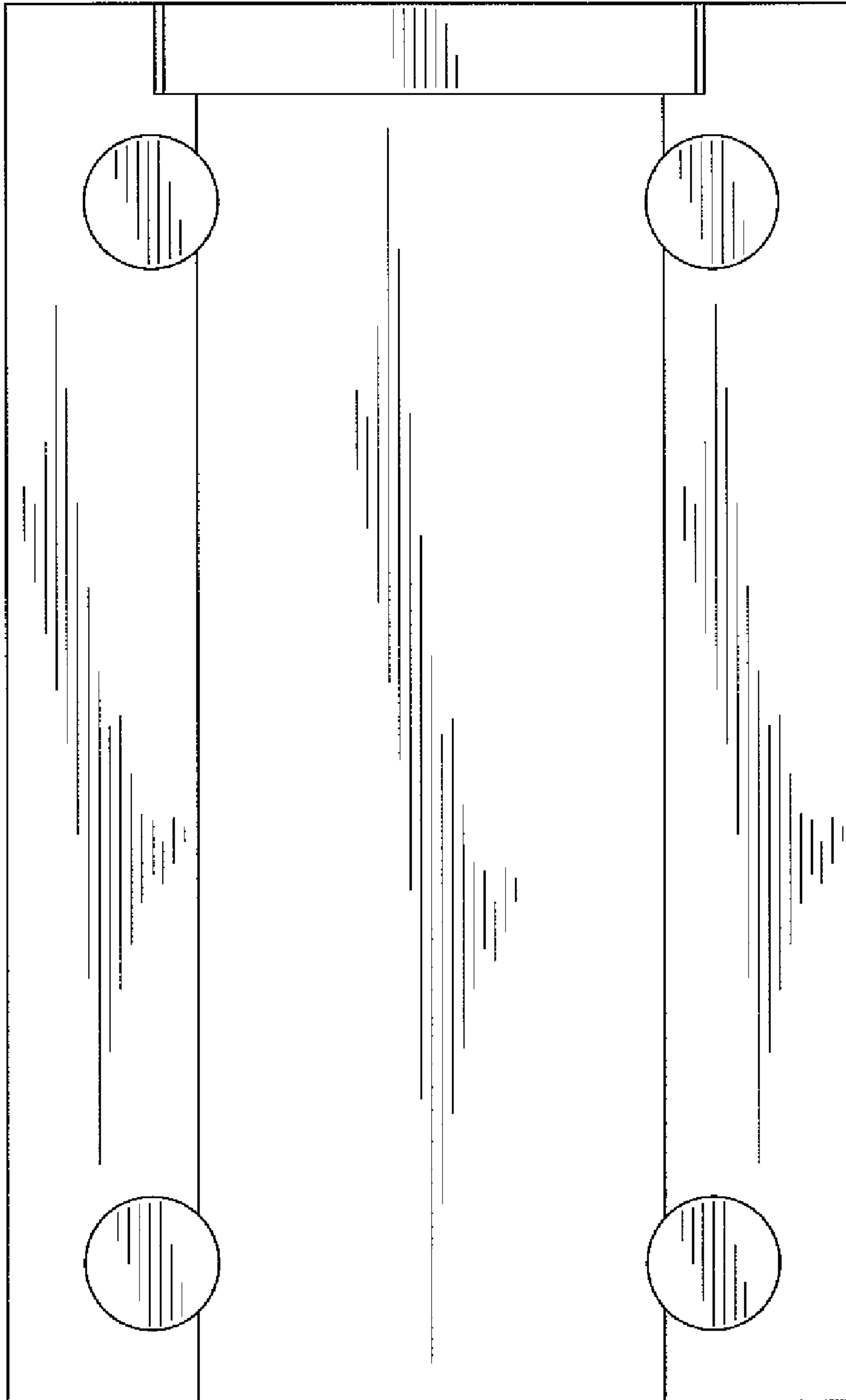


FIG. 7