



US00D633527S

(12) **United States Design Patent**
Itai et al.

(10) **Patent No.:** **US D633,527 S**
(45) **Date of Patent:** **** Mar. 1, 2011**

(54) **DIGITAL VIDEO DISK PLAYER**

(75) Inventors: **Noriaki Itai**, Osaka (JP); **Seiji Usami**, Osaka (JP); **Hiroshi Yamamizu**, Osaka (JP)

(73) Assignee: **Sharp Kabushiki Kaisha**, Osaka (JP)

(**) Term: **14 Years**

(21) Appl. No.: **29/358,397**

(22) Filed: **Mar. 26, 2010**

(30) **Foreign Application Priority Data**

Sep. 28, 2009 (JP) 2009-022295

(51) **LOC (9) Cl.** **14-01**

(52) **U.S. Cl.** **D14/503**

(58) **Field of Classification Search** D14/496, D14/498-505, 132, 137, 157, 168, 188, 192, D14/197-198, 257-258; 360/99.02, 99.07; 369/75.11, 75.21, 77.11, 77.21; 720/601, 720/612, 619, 649, 655; 455/344, 347-351; D10/65; 345/156

See application file for complete search history.

(56) **References Cited**

U.S. PATENT DOCUMENTS

D418,131 S 12/1999 Usami et al.
D447,738 S 9/2001 Usami et al.

D456,373 S 4/2002 Usami et al.
D459,334 S * 6/2002 Tsuge D14/506
D459,337 S * 6/2002 Mori D14/192
D476,305 S 6/2003 Orihara et al.
D509,811 S * 9/2005 Usami et al. D14/506
D510,076 S * 9/2005 Wu D14/505

* cited by examiner

Primary Examiner—Nanda Bondade

(74) *Attorney, Agent, or Firm*—Nixon & Vanderhye, P.C.

(57) **CLAIM**

The ornamental design for “digital video disk player,” as shown and described.

DESCRIPTION

FIG. 1 is a right top front perspective view of the digital video disk player in accordance with our new design;

FIG. 2 is a front elevation view thereof;

FIG. 3 is a rear elevation view thereof;

FIG. 4 is a top plan view thereof;

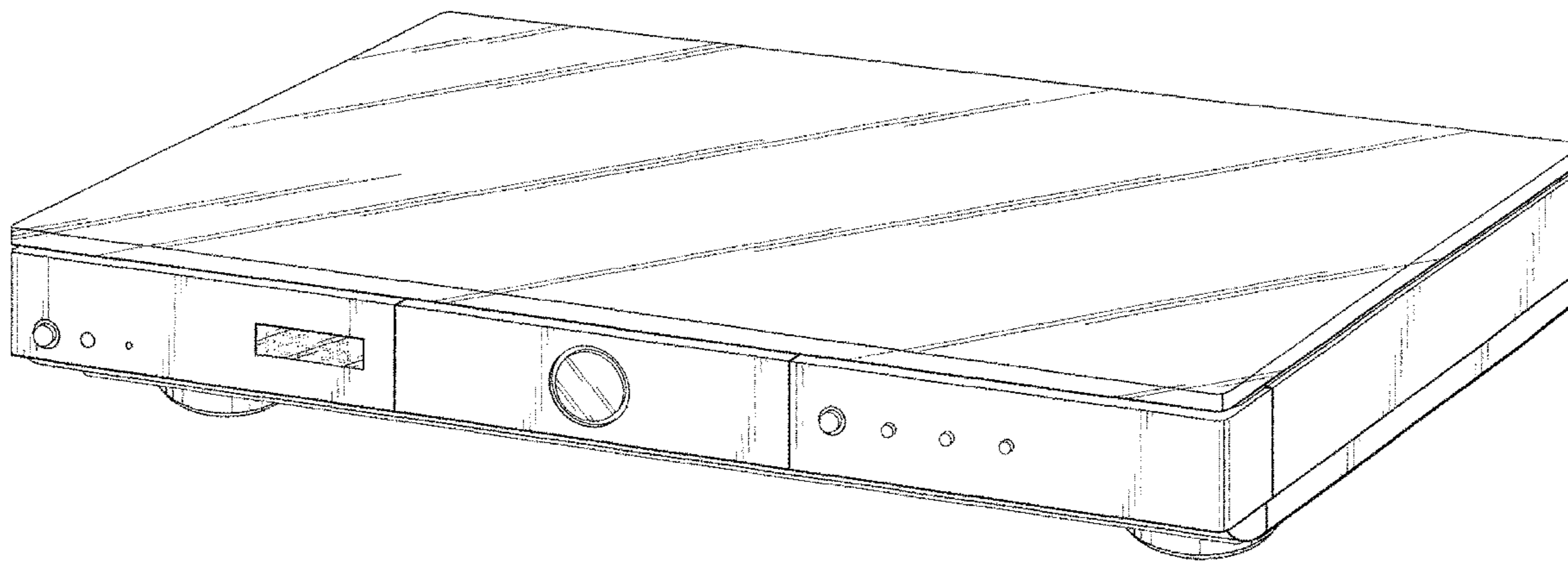
FIG. 5 is a bottom plan view thereof;

FIG. 6 is a right side elevation view thereof;

FIG. 7 is a left side elevation view thereof; and,

FIG. 8 is a perspective view similar to FIG. 1 but showing a disk-loading tray in an open position.

1 Claim, 7 Drawing Sheets



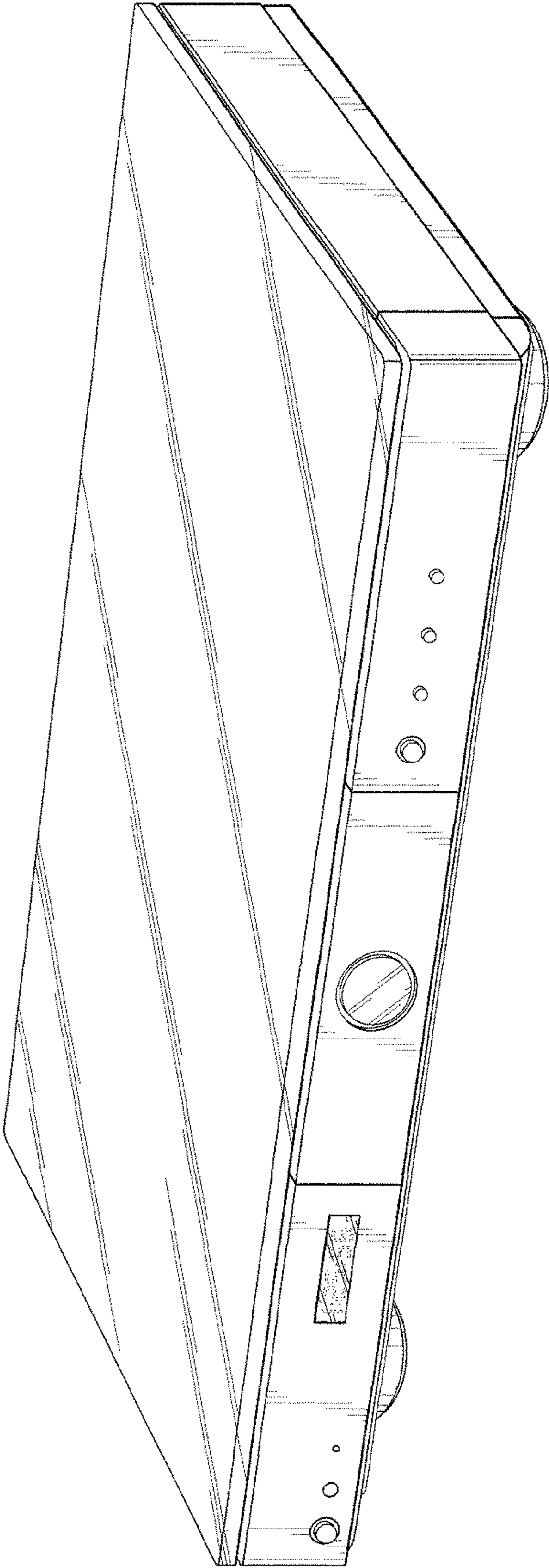


FIG. 1

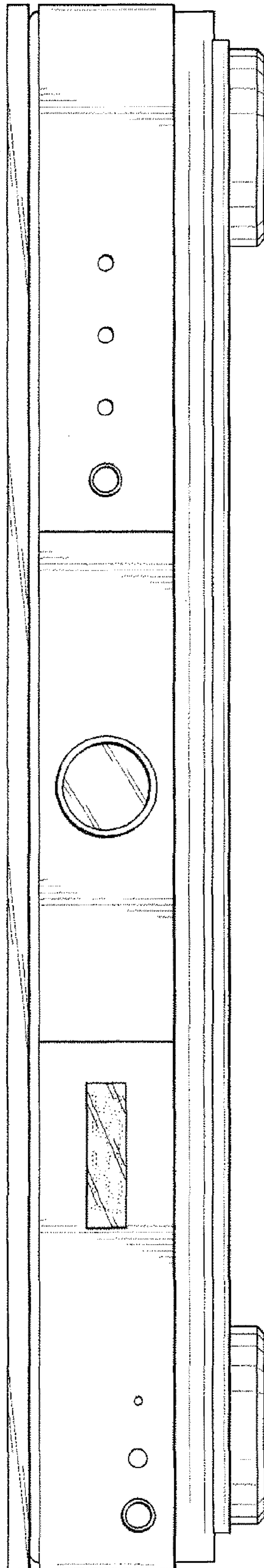


FIG. 2




FIG. 3




FIG. 4




FIG. 5

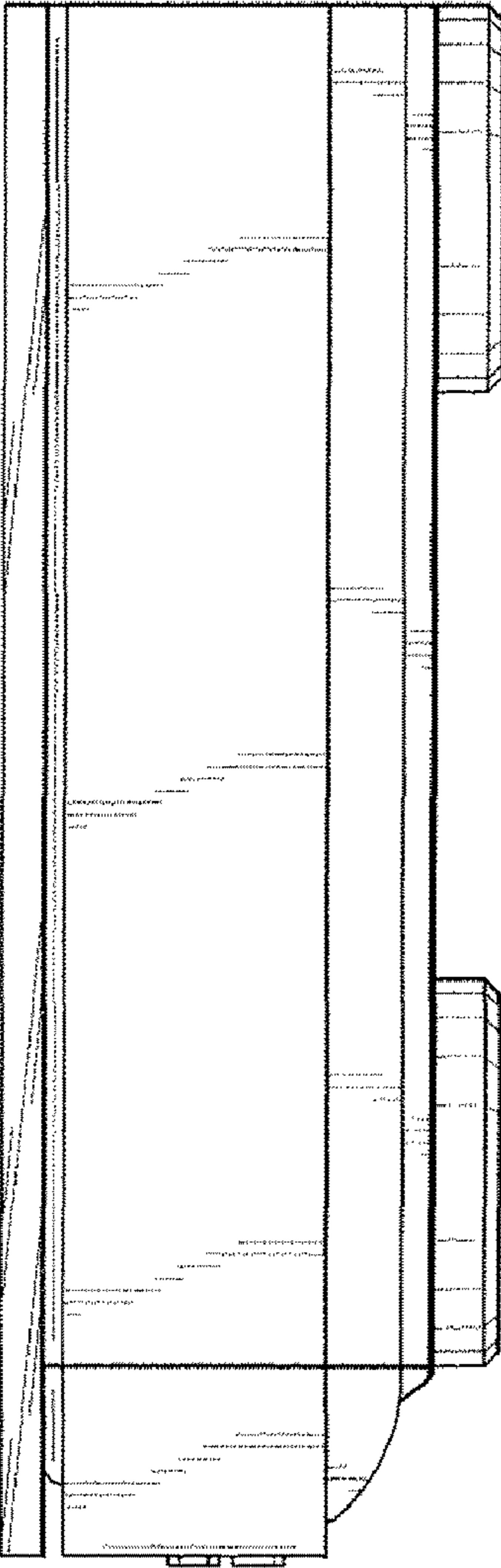


FIG. 6

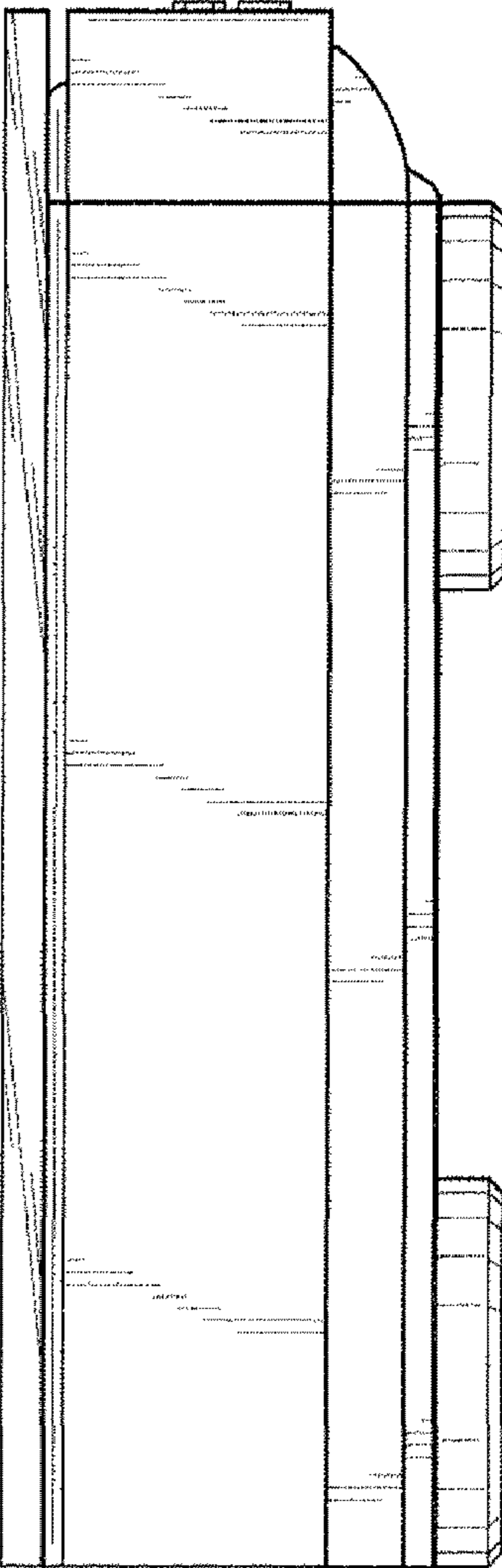


FIG. 7

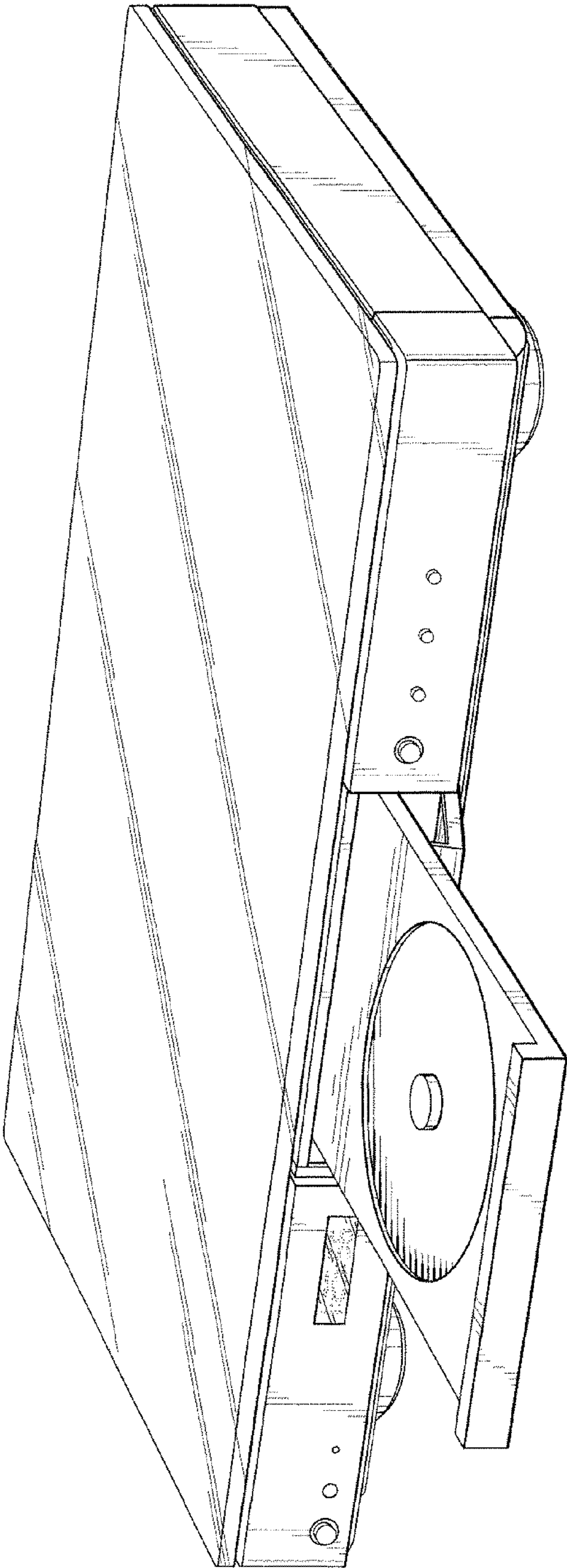


FIG. 8