



US00D633504S

(12) **United States Design Patent**  
**Alexander, Jr.**

(10) **Patent No.:** **US D633,504 S**  
(45) **Date of Patent:** **\*\* Mar. 1, 2011**

(54) **MITTEN HOLDER FOR A TABLET PC**

(76) Inventor: **John H. Alexander, Jr.**, Memphis, TN  
(US)

(\*\*) Term: **14 Years**

(21) Appl. No.: **29/364,718**

(22) Filed: **Jun. 28, 2010**

(51) **LOC (9) Cl.** ..... **08-07**

(52) **U.S. Cl.** ..... **D14/447**

(58) **Field of Classification Search** ..... D14/447,  
D14/451, 432, 439, 217, 251, 253, 250; D13/107,  
D13/108; D3/218, 269; 379/454, 455; 361/679.03;  
248/917, 918, 919, 920, 921, 922, 923, 924  
See application file for complete search history.

(56) **References Cited**

**U.S. PATENT DOCUMENTS**

D242,722 S *	12/1976	Bell	.....	D10/46
4,919,037 A	4/1990	Mitchell		
5,404,267 A	4/1995	Silva et al.		
D357,918 S *	5/1995	Doria	.....	D14/218
5,887,839 A	3/1999	Smith et al.		
D413,360 S *	8/1999	Smith	.....	D14/400
D447,334 S *	9/2001	Williams	.....	D3/218
6,360,928 B1	3/2002	Russo		
D516,553 S *	3/2006	Richardson et al.	.....	D14/341
7,334,711 B1	2/2008	Winters		
D581,421 S *	11/2008	Richardson et al.	.....	D14/440
7,469,809 B2	12/2008	Rodarte et al.		
D605,850 S *	12/2009	Richardson et al.	.....	D3/218
D615,299 S *	5/2010	Agarwal et al.	.....	D3/269
D615,536 S *	5/2010	Richardson et al.	.....	D14/250
7,717,483 B1	5/2010	Bombara		
D619,361 S *	7/2010	Andre et al.	.....	D3/269
D620,703 S *	8/2010	Jacobs et al.	.....	D3/218

D621,395 S *	8/2010	Richardson et al.	.....	D14/250
D621,839 S *	8/2010	Sweet	.....	D14/434
2005/0205623 A1	9/2005	Buntain		
2007/0215512 A1	9/2007	Bellissimo		
2009/0219677 A1	9/2009	Mori et al.		

\* cited by examiner

*Primary Examiner*—Angela J Lee

(74) *Attorney, Agent, or Firm*—Brian D. Smith, P.C.

(57) **CLAIM**

The ornamental design for a mitten holder for a tablet PC, as shown and described.

**DESCRIPTION**

FIG. 1 is a perspective view of my new design for a mitten holder for a tablet PC showing the mitten holder as it would appear when installed on a tablet PC and being used by an individual and wherein neither the tablet PC nor the individual form any part of the instant design;

FIG. 2 is a front elevational view of the design of FIG. 1 which as shown in FIG. 1 shows an individual's hand inserted into the mitten portion of the mitten holder;

FIG. 3 is a rear elevational view thereof;

FIG. 4 is a left side elevational view thereof;

FIG. 5 is a right side elevational view thereof;



FIG. 6 is a bottom plan view thereof; and,

FIG. 7 is a top plan view thereof.

The broken line showing of a tablet PC, a person and a chair is included for the purpose of illustrating environment and forms no part of the claimed design.

The broken lines shown within the perimeter of the mitten are stitch lines and form part of the claimed design.

**1 Claim, 3 Drawing Sheets**






Fig. 1




Fig. 2




Fig. 3




Fig. 4




Fig. 5

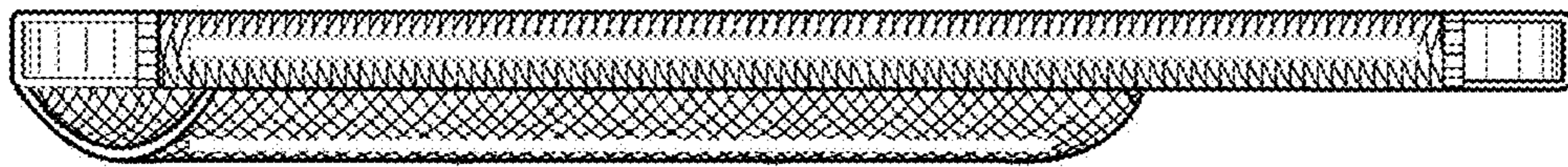


Fig. 6

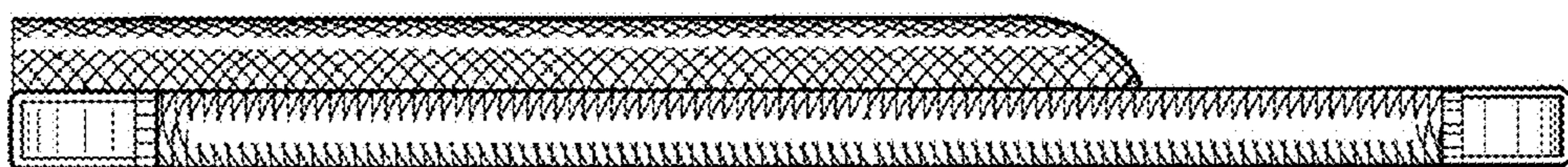


Fig. 7