



US00D633500S

(12) **United States Design Patent**
Bouniol

(10) **Patent No.:** **US D633,500 S**
(45) **Date of Patent:** **** Mar. 1, 2011**

(54) **STYLUS**

(76) **Inventor:** **Eric Bouniol**, Saint Cloud (FR)

(**) **Term:** **14 Years**

(21) **Appl. No.:** **29/354,849**

(22) **Filed:** **Jan. 29, 2010**

(51) **LOC (9) Cl.** **14-02**

(52) **U.S. Cl.** **D14/411**

(58) **Field of Classification Search** D8/61;
D14/411, 431, 404, 390; D19/35, 36, 41-51,
D19/54-58; 401/99, 100, 104-107; 345/179,
345/173; 178/19.01, 19.03; 700/94; D21/330;
715/863

See application file for complete search history.

(56) **References Cited**

U.S. PATENT DOCUMENTS

D501,505 S *	2/2005	Chien	D19/36
7,374,359 B1 *	5/2008	Annerino et al.	401/258
D588,638 S *	3/2009	Busri	D19/36
D596,668 S *	7/2009	Ehara et al.	D19/55
D611,476 S *	3/2010	Busri	D14/411
D614,623 S *	4/2010	Crisp et al.	D14/411
D623,650 S *	9/2010	Ishibashi et al.	D14/411
2009/0050378 A1 *	2/2009	Lee	178/19.01
2009/0146975 A1 *	6/2009	Chang	345/179

2010/0053120 A1 *	3/2010	Chang et al.	345/179
2010/0141593 A1 *	6/2010	Park et al.	345/173
2010/0225614 A1 *	9/2010	Sung	345/174

* cited by examiner

Primary Examiner—Austin Murphy
(74) *Attorney, Agent, or Firm*—Shimokaji & Associates, P.C.

(57) **CLAIM**

The ornamental design for a stylus, as shown and described.

DESCRIPTION

FIG. 1 is a front perspective view of a design for a stylus according to the present invention;

FIG. 2 is a right side view thereof;

FIG. 3 is a left side view thereof;

FIG. 4 is a front view thereof;

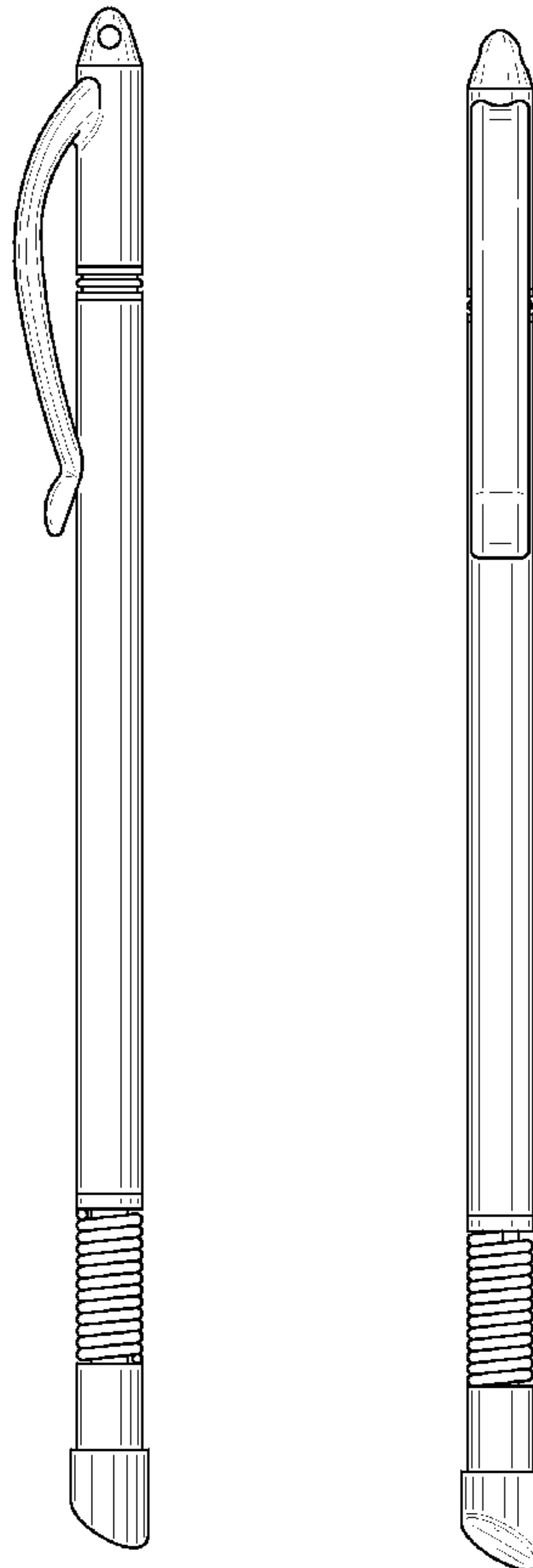
FIG. 5 is a rear view thereof;

FIG. 6 is a top view thereof;

FIG. 7 is a bottom view thereof; and,

FIG. 8 is an exploded right side view of the stylus of FIG. 1, showing, sequentially from top to bottom, a cover portion, a pen portion and a stylus pointing portion which fit together to form the stylus of FIG. 1.

1 Claim, 5 Drawing Sheets



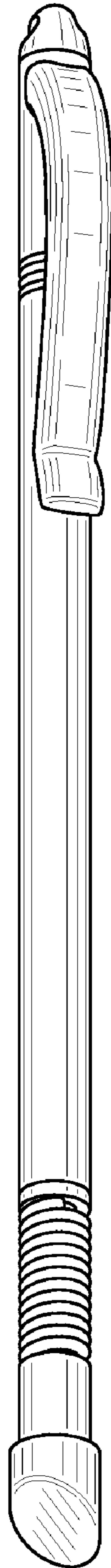


FIG. 1

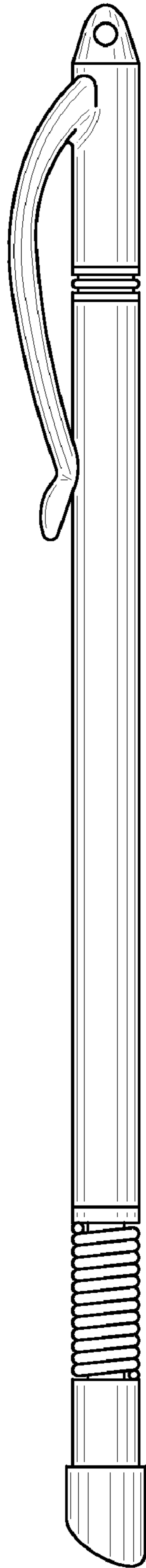


FIG. 2

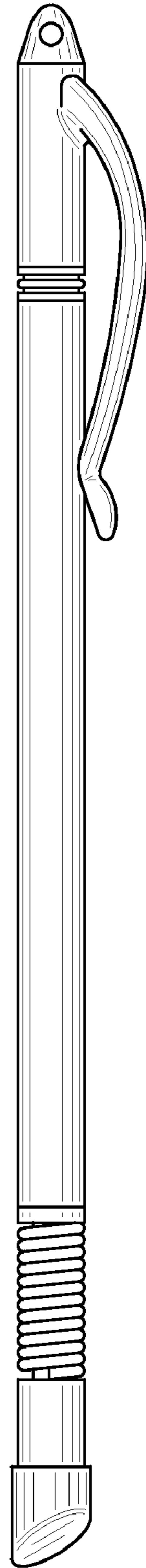


FIG. 3

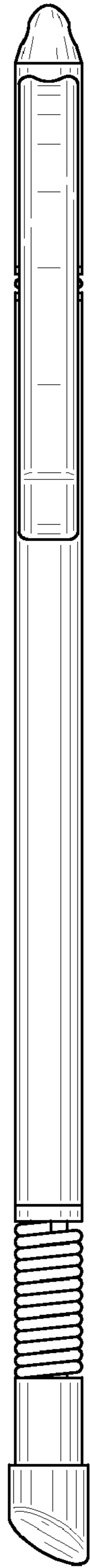


FIG. 4

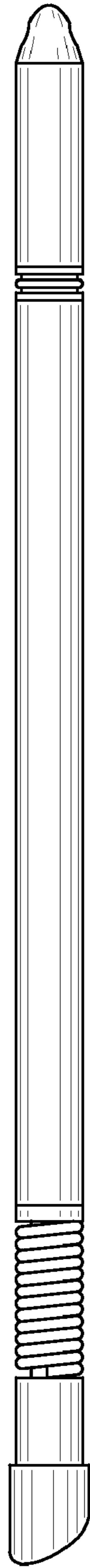


FIG. 5

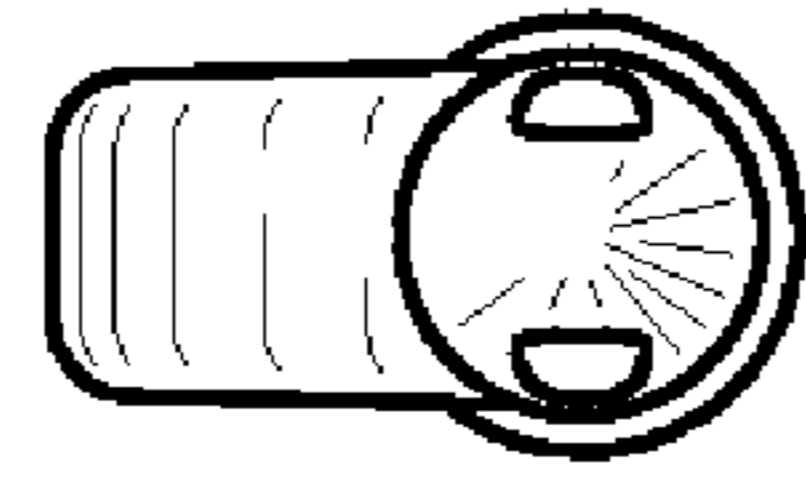


FIG. 6

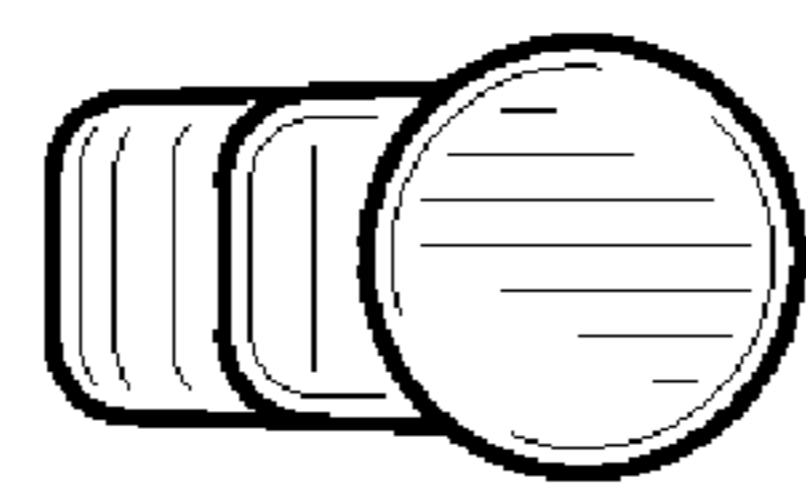


FIG. 7



FIG. 8