

US00D633494S

(12) **United States Design Patent**
Yang

(10) **Patent No.:** **US D633,494 S**
(45) **Date of Patent:** **** Mar. 1, 2011**

(54) **HAND-HELD COMPUTER**

(75) Inventor: **Wen-Lung Yang**, Taipei County (TW)

(73) Assignee: **Quanta Computer Inc.**, Taoyuan Shien (TW)

(**) Term: **14 Years**

(21) Appl. No.: **29/347,598**

(22) Filed: **Mar. 11, 2010**

(30) **Foreign Application Priority Data**

Jan. 4, 2010 (TW) 99300011

(51) **LOC (9) Cl.** **14-02**

(52) **U.S. Cl.** **D14/346**; D14/315; D14/345

(58) **Field of Classification Search** D14/315-328;
D18/1, 2, 7, 11; 235/145 A, 145 R; 341/22,
341/23; 345/104, 156, 168, 169, 173, 87,
345/901-905; 361/679.08-679.18; 400/486,
400/489; 710/14

See application file for complete search history.

(56) **References Cited**

U.S. PATENT DOCUMENTS

D430,554 S * 9/2000 Nguyen et al. D14/191
7,181,256 B2 * 2/2007 Hyun et al. 455/575.3
D584,304 S * 1/2009 Lin D14/346
D591,282 S * 4/2009 Jen D14/315

D600,691 S * 9/2009 Peng et al. D14/345
D604,730 S * 11/2009 Shih et al. D14/346
D605,162 S * 12/2009 Nara D14/138 AA
2002/0077161 A1 * 6/2002 Eromaki 455/575
2008/0009330 A1 * 1/2008 Jung et al. 455/575.3
2009/0008163 A1 * 1/2009 Chikazawa et al. 178/19.01

* cited by examiner

Primary Examiner—Freda S Nunn

(74) *Attorney, Agent, or Firm*—Rabin & Berdo, PC

(57) **CLAIM**

The ornamental design for a hand-held computer, as shown and described.

DESCRIPTION

FIG. 1 is a perspective view of a hand-held computer showing my new design;

FIG. 2 is a front view thereof;

FIG. 3 is a rear view thereof;

FIG. 4 is a left side view thereof;


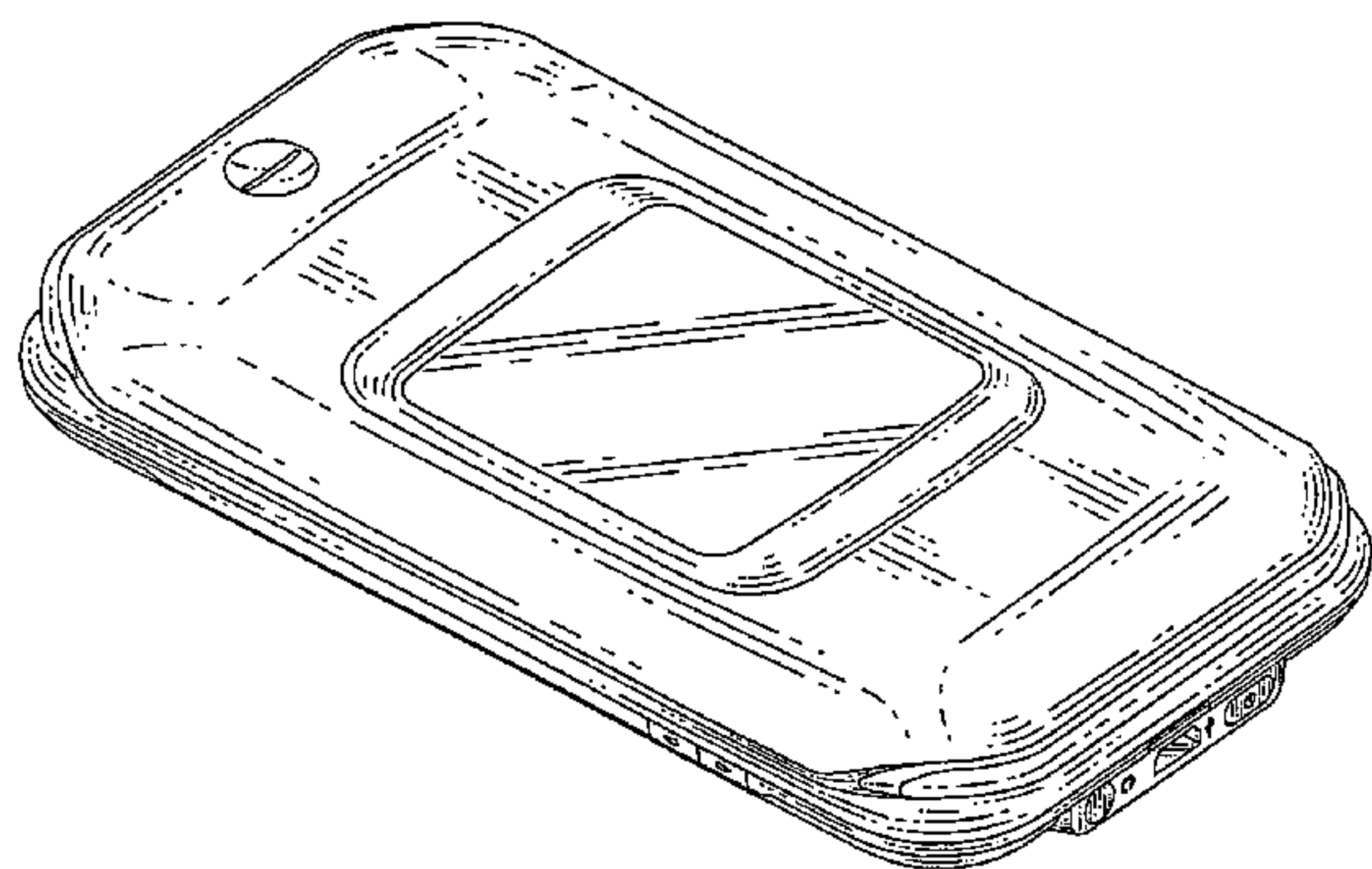
FIG. 5 is a right side view thereof;

FIG. 6 is a top view thereof;

FIG. 7 is a bottom view thereof; and,

FIG. 8 is a perspective view showing a hand-held computer of my design in use.

1 Claim, 5 Drawing Sheets



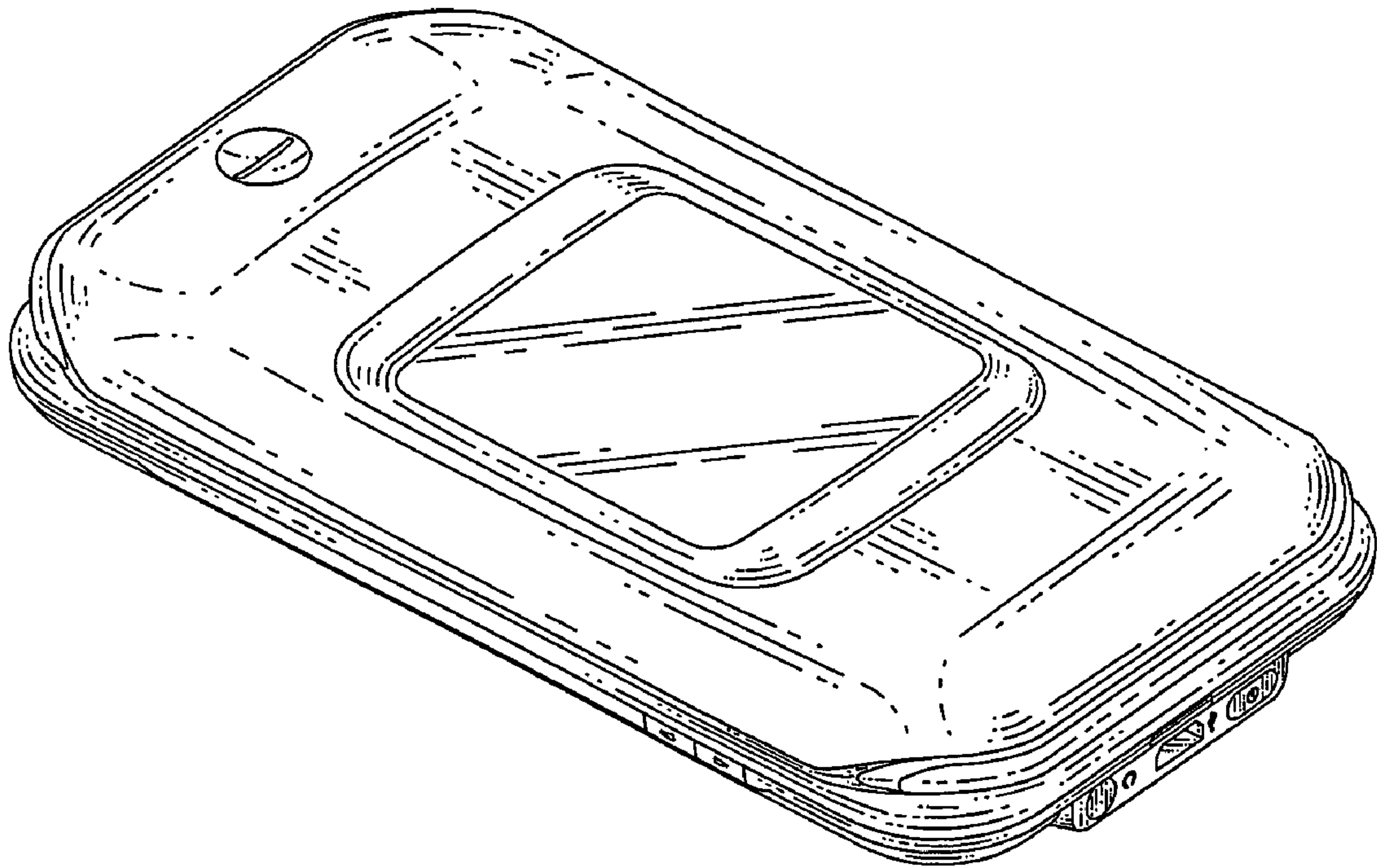


Fig. 1




Fig. 2




Fig. 3




Fig. 4

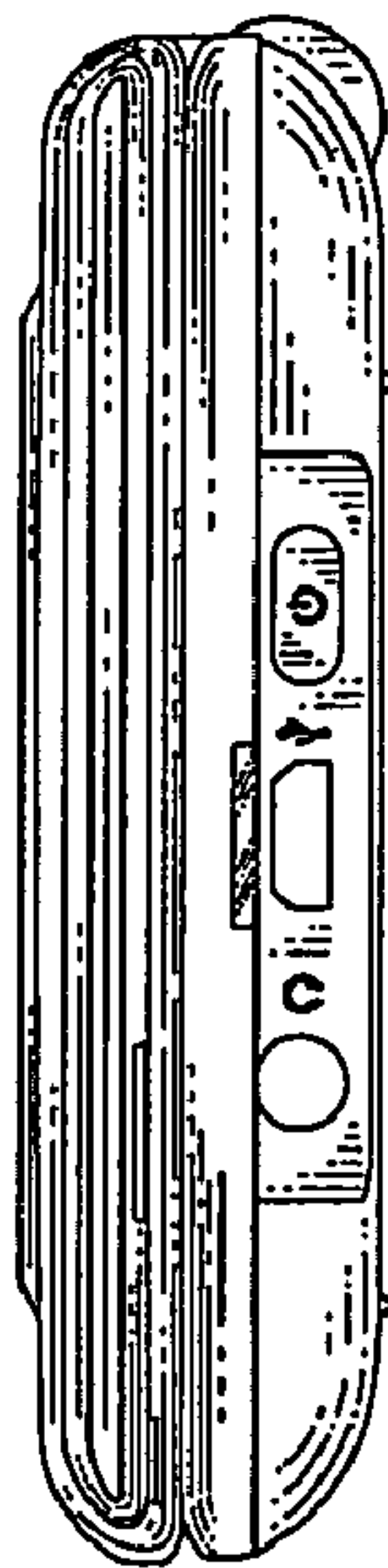


Fig. 5




Fig. 6




Fig. 7

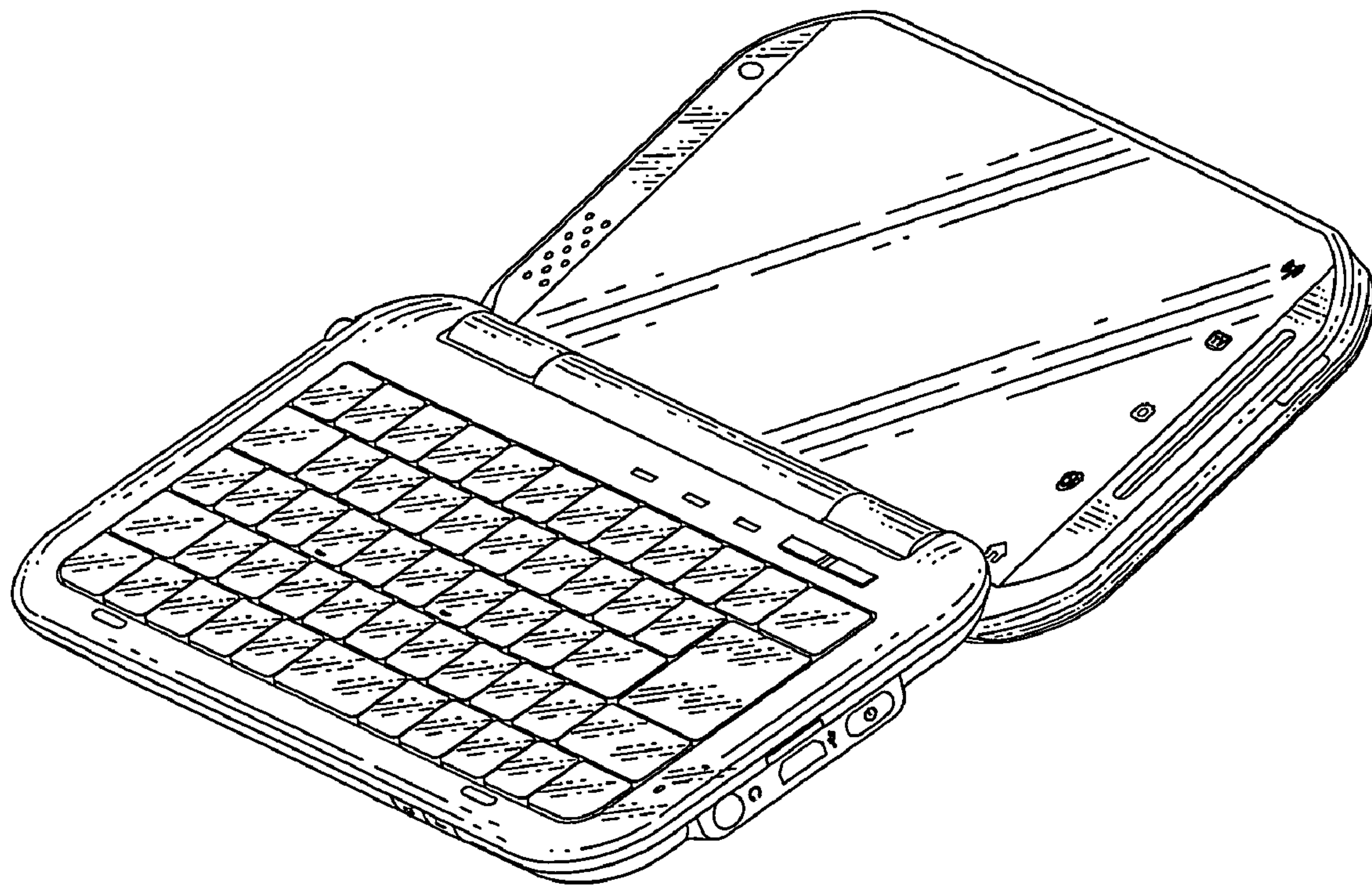


Fig. 8