



US00D633493S

(12) **United States Design Patent**
Akana et al.

(10) **Patent No.:** **US D633,493 S**
(45) **Date of Patent:** **** Mar. 1, 2011**

(54) **ELECTRONIC DEVICE**

(75) Inventors: **Jody Akana**, San Francisco, CA (US);
Bartley K. Andre, Menlo Park, CA (US);
Jeremy Bataillou, San Francisco, CA (US);
Daniel J. Coster, San Francisco, CA (US);
Daniele De Iuliis, San Francisco, CA (US);
Evans Hankey, San Francisco, CA (US);
Richard P. Howarth, San Francisco, CA (US);
Jonathan P. Ive, San Francisco, CA (US);
Steve Jobs, Palo Alto, CA (US);
Duncan Robert Kerr, San Francisco, CA (US);
Shin Nishibori, Portola Valley, CA (US);
Matthew Dean Rohrbach, San Francisco, CA (US);
Peter Russell-Clarke, San Francisco, CA (US);
Christopher J. Stringer, Woodside, CA (US);
Eugene Antony Whang, San Francisco, CA (US);
Rico Zorkendorfer, San Francisco, CA (US)

(73) Assignee: **Apple Inc.**, Cupertino, CA (US)

(**) Term: **14 Years**

(21) Appl. No.: **29/363,172**

(22) Filed: **Jun. 5, 2010**

Related U.S. Application Data

(63) Continuation of application No. 29/360,110, filed on Apr. 20, 2010, which is a continuation of application No. 29/360,036, filed on Apr. 19, 2010.

(51) **LOC (9) Cl.** **14-02**

(52) **U.S. Cl.** **D14/341**

(58) **Field of Classification Search** D14/341-347,
D14/137, 138, 138.1, 138 AA, 138 R, 138 AB,
D14/138 G, 138 A, 496, 426, 429, 129, 130,
D14/420, 439-441, 448, 125, 147, 156, 218,
D14/250, 389, 336, 203.1, 203.3, 203.4, 203.7,
D14/315; D21/324, 329, 330; D10/65, 104;
D18/6-7; 345/169, 901, 905, 156, 157, 168,
345/173; 361/814, 680, 686, 679.27, 679.3;
341/22; 348/168; 379/433.04, 433.07, 433.11,
379/916, 433.01, 433.06

See application file for complete search history.

(56) **References Cited**

U.S. PATENT DOCUMENTS

D297,518 S 9/1988 Yuen
D300,831 S 4/1989 Jenkins et al.
D302,336 S 7/1989 Erickson
D490,420 S 5/2004 Solomon et al.
6,781,819 B2 8/2004 Yang et al.
D506,937 S 7/2005 Lee et al.

(Continued)

OTHER PUBLICATIONS

“LG KE850 Prada,” http://www.gsmarena.com/lg_ke850_prada-1828.php. Downloaded Feb. 20, 2007. 4 pages.

“Meizu’s M8? Apple lawyers, start your engines,” <http://www.engadget.com/2007/01/29/meizus-m8-apple-lawyers-start-your-engines/>. Downloaded Sep. 13, 2007. 3 pages.

Primary Examiner—Cathron C Brooks

(74) *Attorney, Agent, or Firm*—Sterne, Kessler, Goldstein & Fox PLLC

(57) **CLAIM**

The ornamental design for an electronic device, as shown and described.

DESCRIPTION

FIG. 1 is a bottom front perspective view of an electronic device showing our new design;

FIG. 2 is a top front perspective view thereof;

FIG. 3 is a top rear perspective view thereof;

FIG. 4 is a bottom rear perspective view thereof;

FIG. 5 is a front view thereof;

FIG. 6 is a rear view thereof;

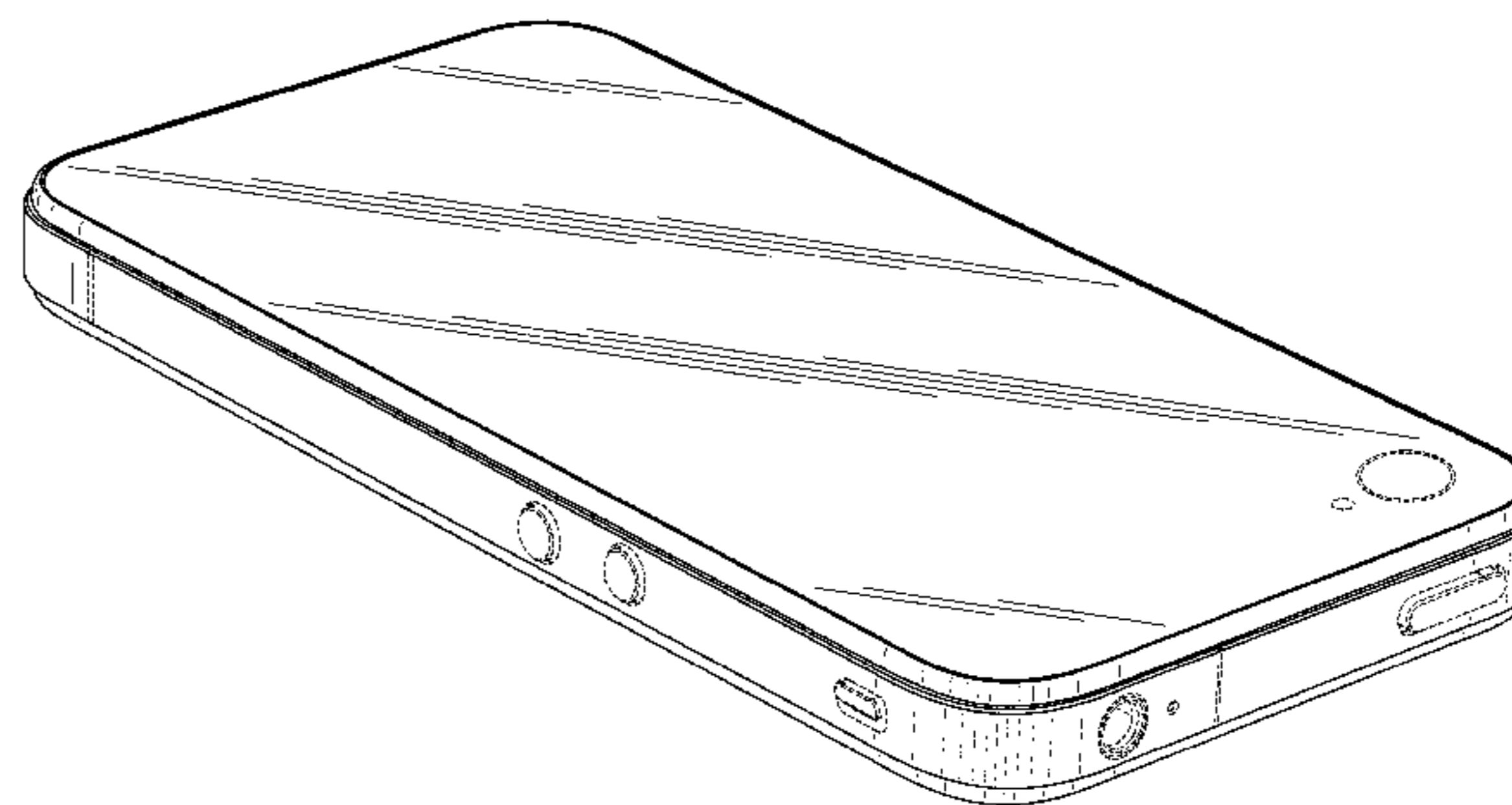
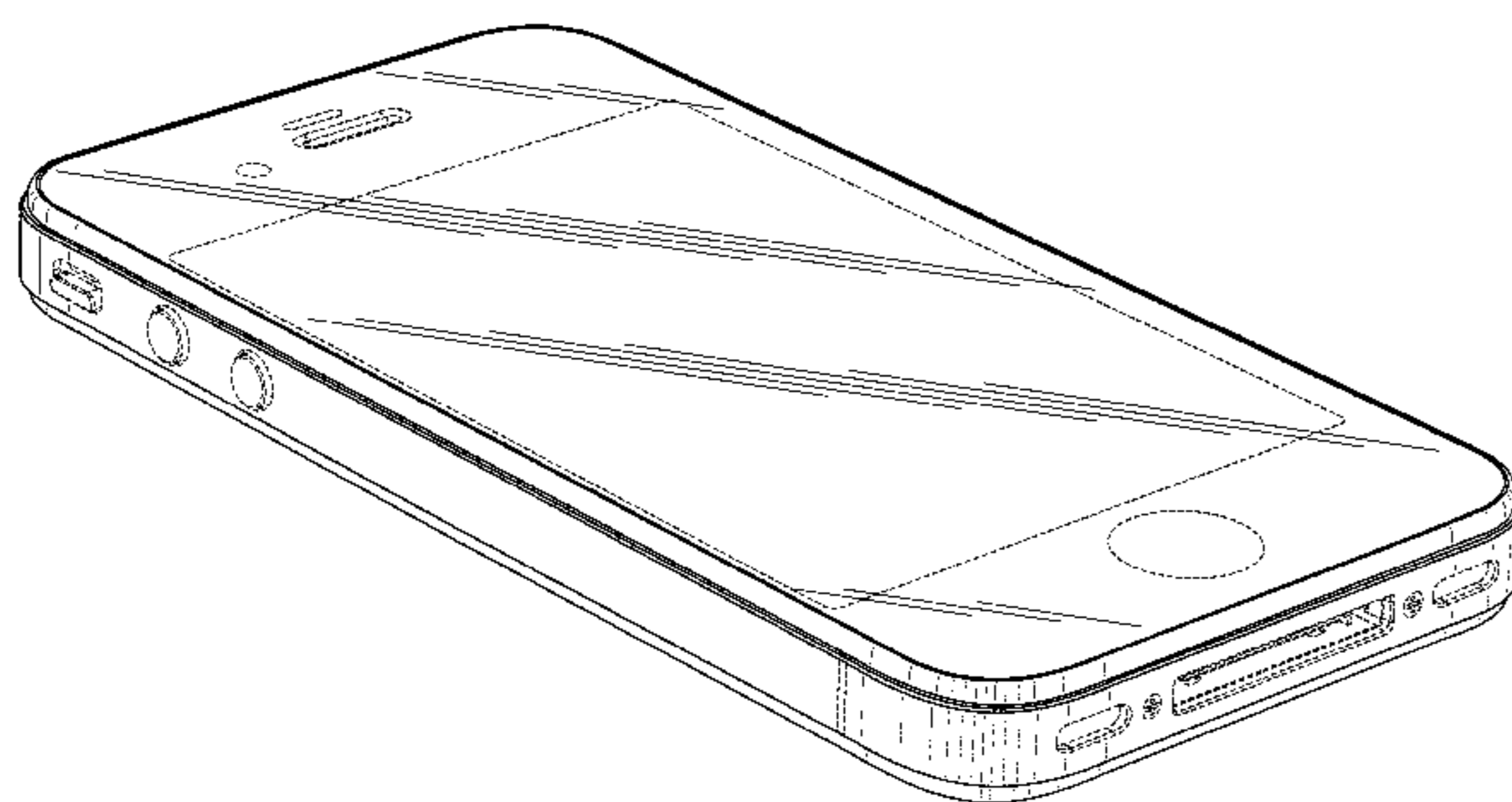
FIG. 7 is a top view thereof; and,

FIG. 8 is a bottom view thereof.

The shade lines in the Figures show contour and not surface ornamentation.

The broken lines in the figures show portions of the electronic device which form no part of the claimed design.

1 Claim, 7 Drawing Sheets



US D633,493 S

Page 2

U.S. PATENT DOCUMENTS					
D511,347 S	11/2005	Naruki	D584,272 S	1/2009	Chung et al.
D513,617 S	1/2006	Tierney	D584,646 S	1/2009	Sanguinetti
D524,809 S	7/2006	Alcouloumre et al.	D584,738 S	1/2009	Kim et al.
D546,803 S	7/2007	Lee et al.	D591,252 S	4/2009	Kim et al.
D556,211 S	11/2007	Howard	D592,166 S	5/2009	Song
D558,757 S	1/2008	Andre et al.	D592,628 S	5/2009	Kim et al.
D558,758 S	1/2008	Andre et al.	D593,087 S	5/2009	Andre et al.
D560,231 S	1/2008	Lee	D598,414 S	8/2009	Joung et al.
D561,204 S	2/2008	Toh	D599,342 S	9/2009	Andre et al.
D562,285 S	2/2008	Lim	D600,241 S	9/2009	Andre et al.
7,330,741 B2	2/2008	Park et al.	D602,014 S	10/2009	Andre et al.
D563,938 S	3/2008	Kim et al.	D602,015 S	10/2009	Andre et al.
D567,819 S	4/2008	Devericks et al.	D602,016 S	10/2009	Andre et al.
D577,371 S	9/2008	Hu et al.	D602,017 S	10/2009	Andre et al.
D579,898 S	11/2008	Lee et al.	D602,486 S	10/2009	Andre et al.
D580,387 S	11/2008	Andre et al.	D603,834 S *	11/2009	Lyman et al. D14/155
D581,384 S	11/2008	Kim et al.	D604,297 S	11/2009	Andre et al.
D581,922 S	12/2008	Andre et al.	D606,129 S	12/2009	Ben-Moshe
D582,377 S	12/2008	Kim et al.	D613,735 S	4/2010	Andre et al.
D582,887 S	12/2008	Poandl	D613,736 S	4/2010	Andre et al.
D583,346 S	12/2008	Jung et al.	D615,083 S	5/2010	Andre et al.
D583,796 S *	12/2008	Tanaka D14/155	D618,204 S	6/2010	Andre et al.

* cited by examiner

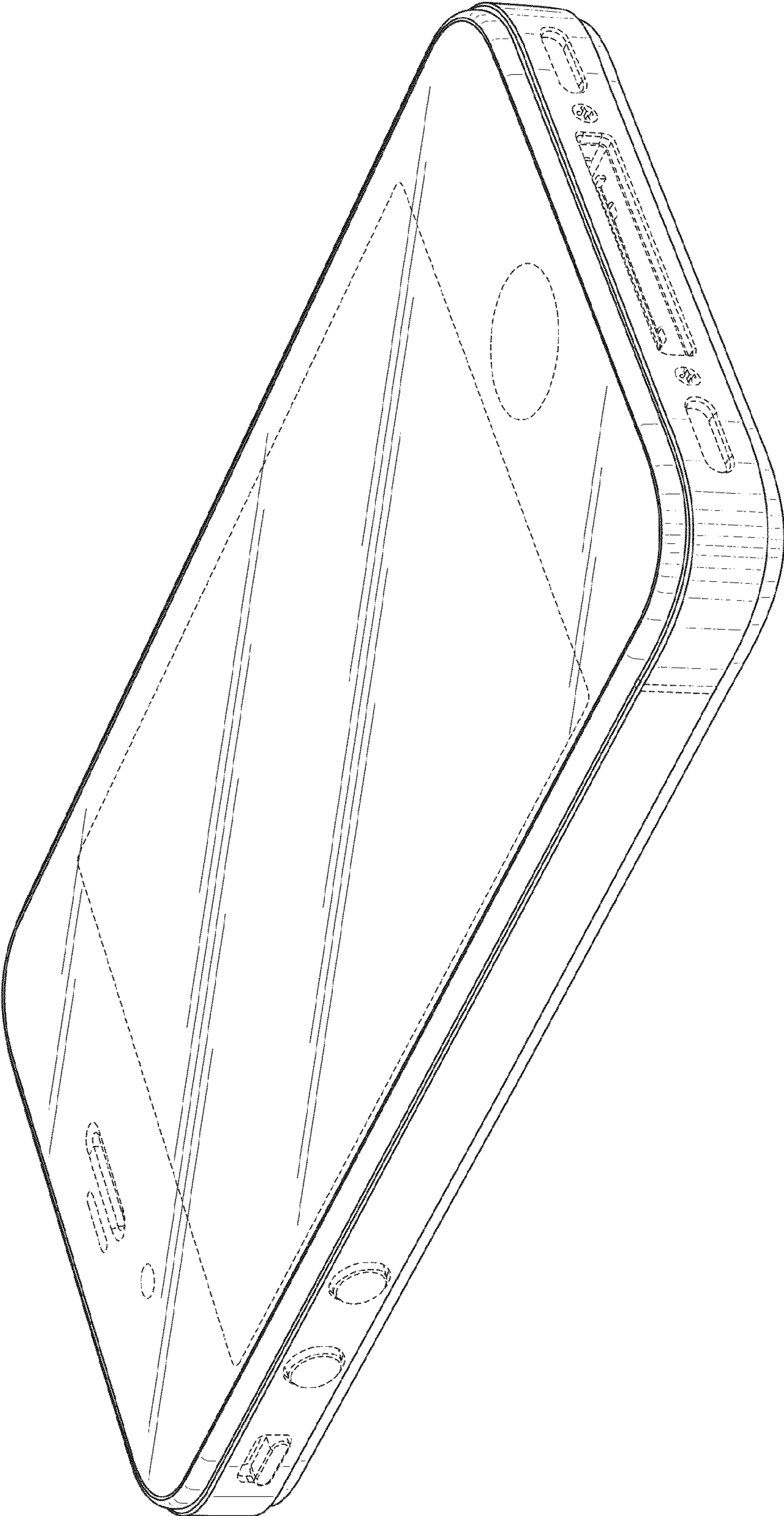


FIG. 1

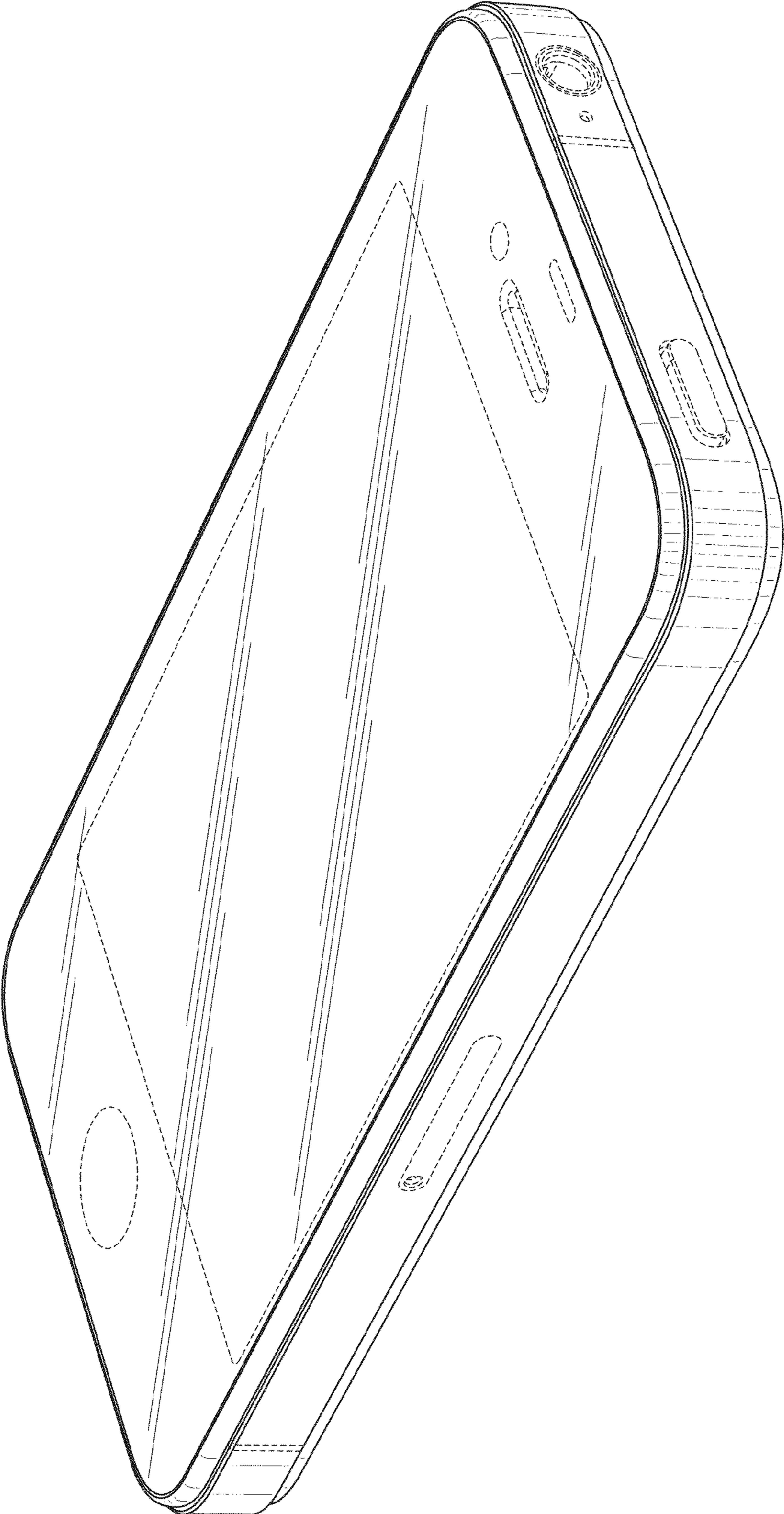


FIG. 2

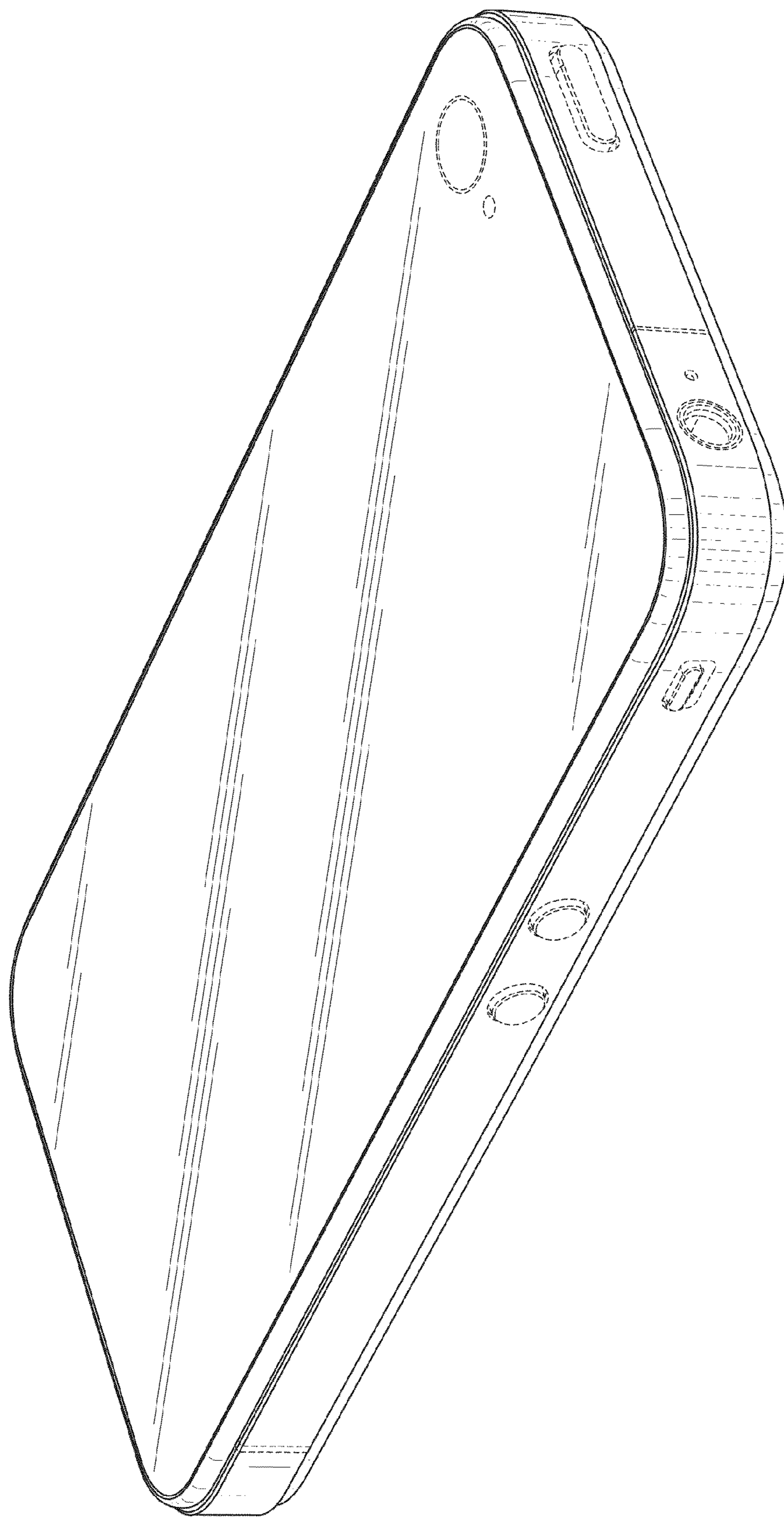


FIG. 3

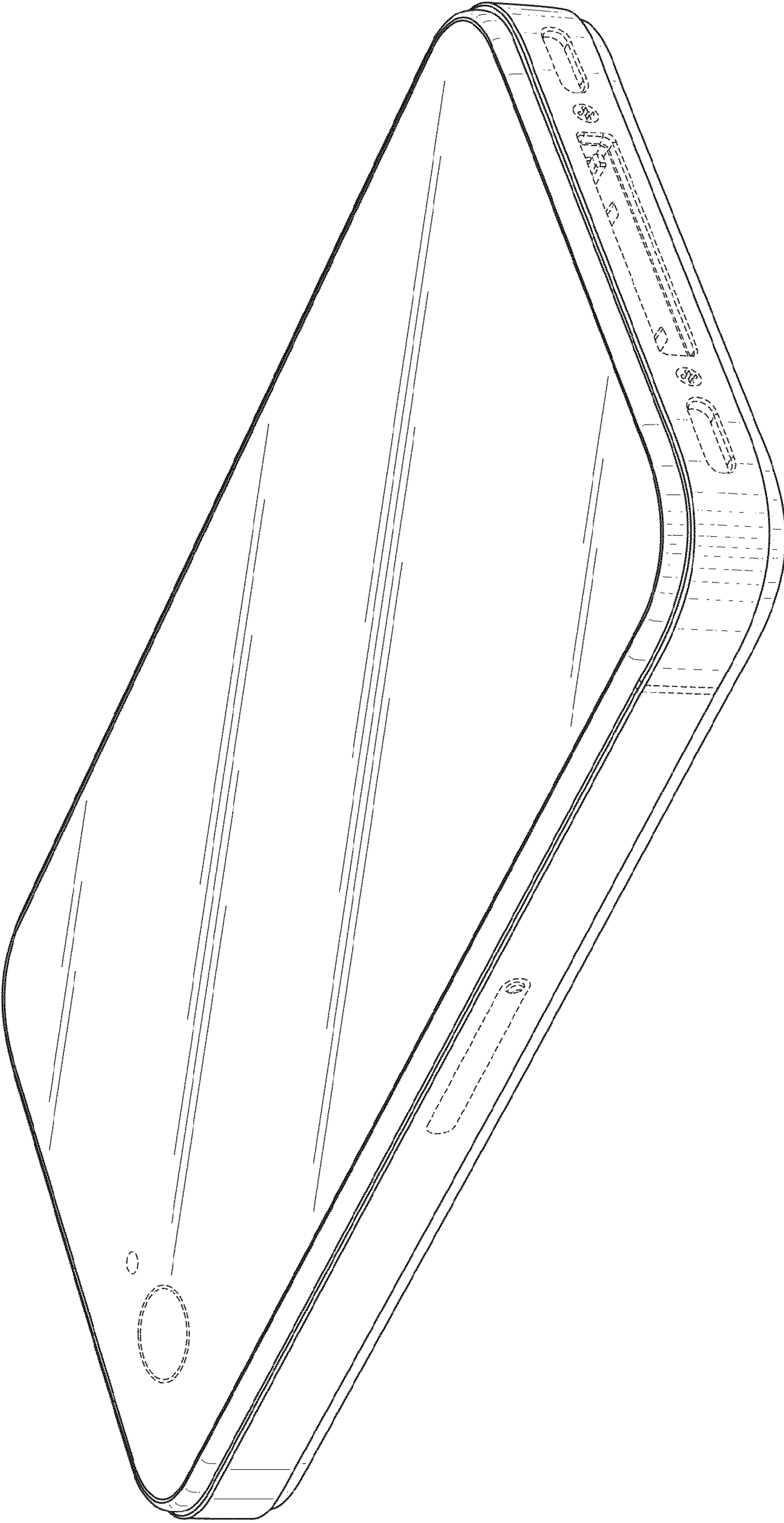


FIG. 4




FIG. 5




FIG. 6




FIG. 7

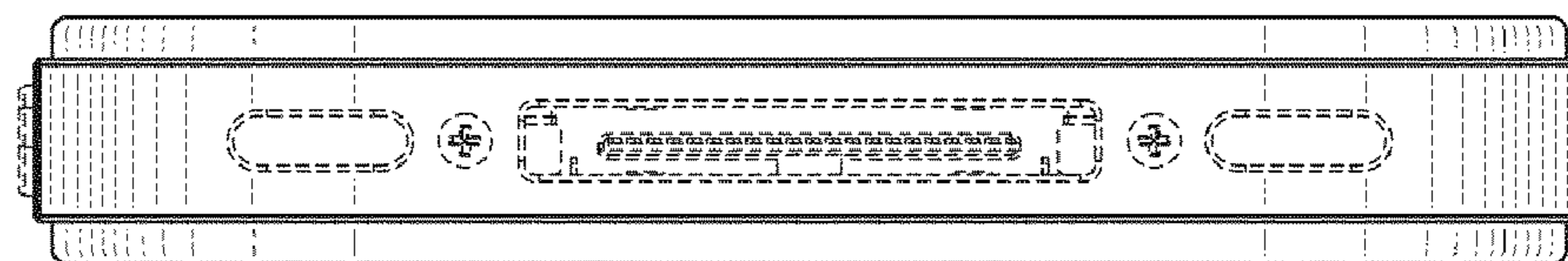


FIG. 8

UNITED STATES PATENT AND TRADEMARK OFFICE
CERTIFICATE OF CORRECTION

PATENT NO. : D633,493 S
APPLICATION NO. : 29/363172
DATED : March 1, 2011
INVENTOR(S) : Akana et al.

Page 1 of 3

It is certified that error appears in the above-identified patent and that said Letters Patent is hereby corrected as shown below:

The Title Page, showing an illustrative figure, should be deleted and substitute therefor the attached Title Page.

Replace Figure 3 with the attached Figure 3.

Signed and Sealed this
Twenty-fourth Day of April, 2012

A handwritten signature in black ink that reads "David J. Kappos". The signature is written in a cursive style with a large initial "D" and "K".

David J. Kappos
Director of the United States Patent and Trademark Office

(12) **United States Design Patent**
Akana et al.

(10) **Patent No.:** **US D633,493 S**
(45) **Date of Patent:** **** Mar. 1, 2011**

(54) **ELECTRONIC DEVICE**

(75) **Inventors:** **Jody Akana**, San Francisco, CA (US); **Bartley K. Andre**, Menlo Park, CA (US); **Jeremy Bataillou**, San Francisco, CA (US); **Daniel J. Coster**, San Francisco, CA (US); **Daniele De Iuliis**, San Francisco, CA (US); **Evans Hankey**, San Francisco, CA (US); **Richard P. Howarth**, San Francisco, CA (US); **Jonathan P. Ive**, San Francisco, CA (US); **Steve Jobs**, Palo Alto, CA (US); **Duncan Robert Kerr**, San Francisco, CA (US); **Shin Nishibori**, Portola Valley, CA (US); **Matthew Dean Rohrbach**, San Francisco, CA (US); **Peter Russell-Clarke**, San Francisco, CA (US); **Christopher J. Stringer**, Woodside, CA (US); **Eugene Antony Whang**, San Francisco, CA (US); **Rico Zorkendorfer**, San Francisco, CA (US)

(73) **Assignee:** **Apple Inc.**, Cupertino, CA (US)

(**) **Term:** **14 Years**

(21) **Appl. No.:** **29/363,172**

(22) **Filed:** **Jun. 5, 2010**

Related U.S. Application Data

(63) Continuation of application No. 29/360,110, filed on Apr. 20, 2010, which is a continuation of application No. 29/360,036, filed on Apr. 19, 2010.

(51) **LOC (9) Cl.** **14-02**

(52) **U.S. Cl.** **D14/341**

(58) **Field of Classification Search** D14/341-347, D14/137, 138, 138.1, 138 AA, 138 R, 138 AB, D14/138 G, 138 A, 496, 426, 429, 129, 130, D14/420, 439-441, 448, 125, 147, 156, 218, D14/250, 389, 336, 203.1, 203.3, 203.4, 203.7, D14/315; D21/324, 329, 330; D10/65, 104; D18/6-7; 345/169, 901, 905, 156, 157, 168, 345/173; 361/814, 680, 686, 679.27, 679.3; 341/22; 348/168; 379/433.04, 433.07, 433.11, 379/916, 433.01, 433.06

See application file for complete search history.

(56) **References Cited**

U.S. PATENT DOCUMENTS

D297,518 S	9/1988	Yuen
D300,831 S	4/1989	Jenkins et al
D302,336 S	7/1989	Erickson
D490,420 S	5/2004	Solomon et al.
6,781,819 B2	8/2004	Yang et al.
D506,937 S	7/2005	Lee et al.

(Continued)

OTHER PUBLICATIONS

"LG KE850 Prada," http://www.gsmarena.com/lg_ke850_prada-1828.php. Downloaded Feb. 20, 2007. 4 pages.
 "Meizu's M8? Apple lawyers, start your engines," <http://www.engadget.com/2007/01/29/meizus-m8-apple-lawyers-start-your-engines/>. Downloaded Sep. 13, 2007. 3 pages.

Primary Examiner—Cathron C Brooks
 (74) *Attorney, Agent, or Firm*—Sterne, Kessler, Goldstein & Fox PLLC

(57) **CLAIM**

The ornamental design for an electronic device, as shown and described.

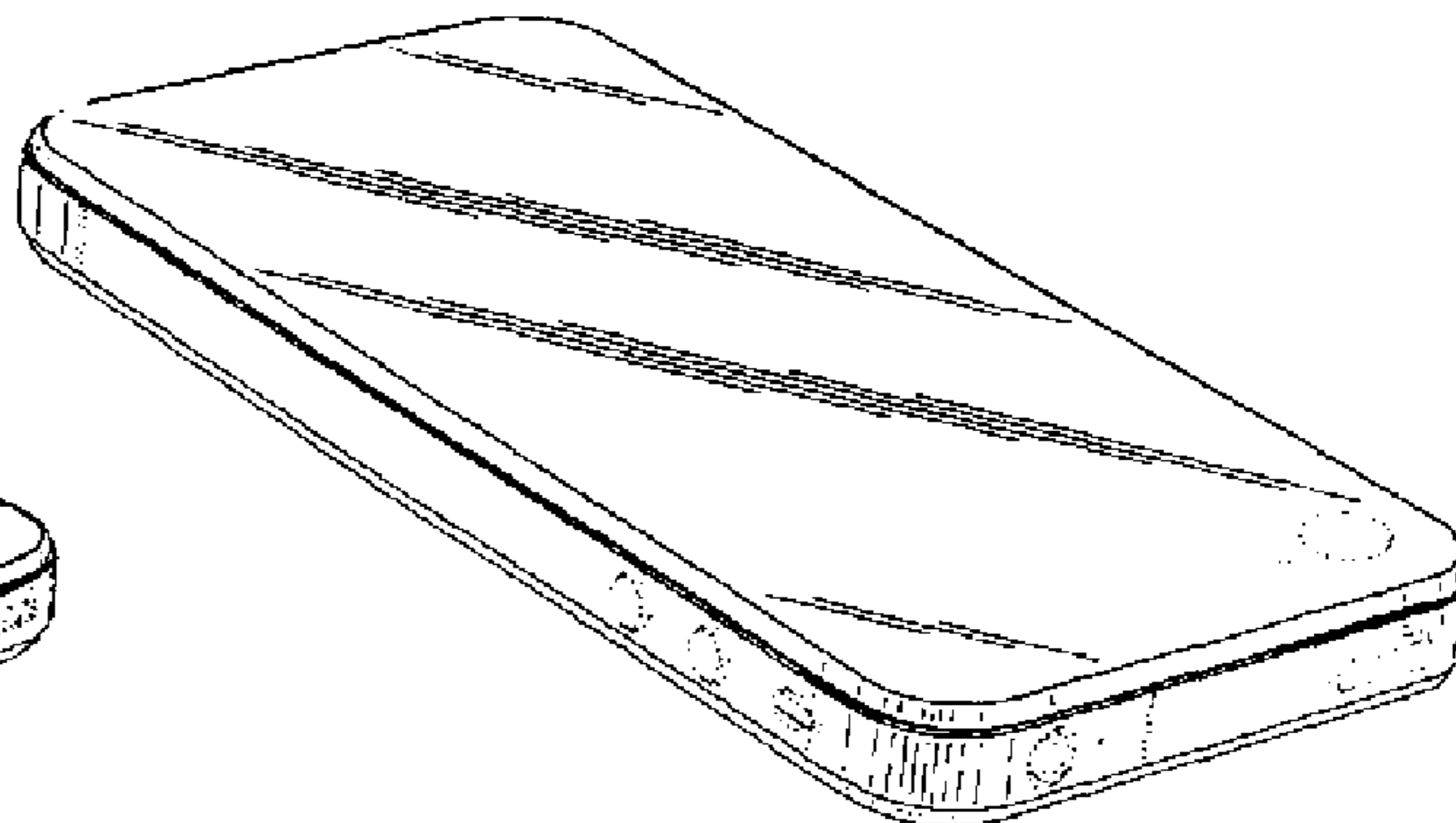
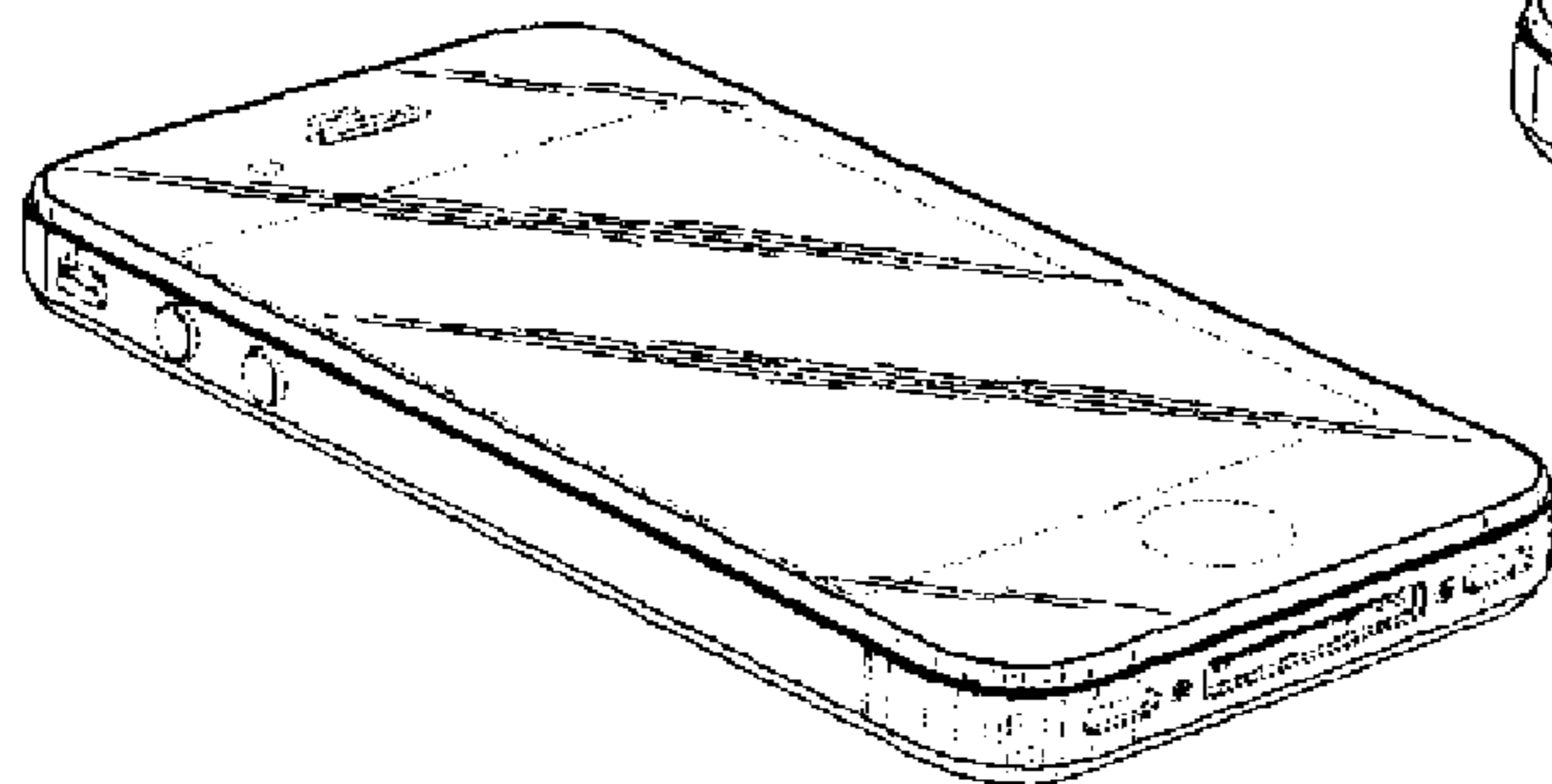
DESCRIPTION

FIG. 1 is a bottom front perspective view of an electronic device showing our new design;
 FIG. 2 is a top front perspective view thereof;
 FIG. 3 is a top rear perspective view thereof;
 FIG. 4 is a bottom rear perspective view thereof;
 FIG. 5 is a front view thereof;
 FIG. 6 is a rear view thereof;
 FIG. 7 is a top view thereof; and,
 FIG. 8 is a bottom view thereof.

The shade lines in the Figures show contour and not surface ornamentation.

The broken lines in the figures show portions of the electronic device which form no part of the claimed design.

1 Claim, 7 Drawing Sheets



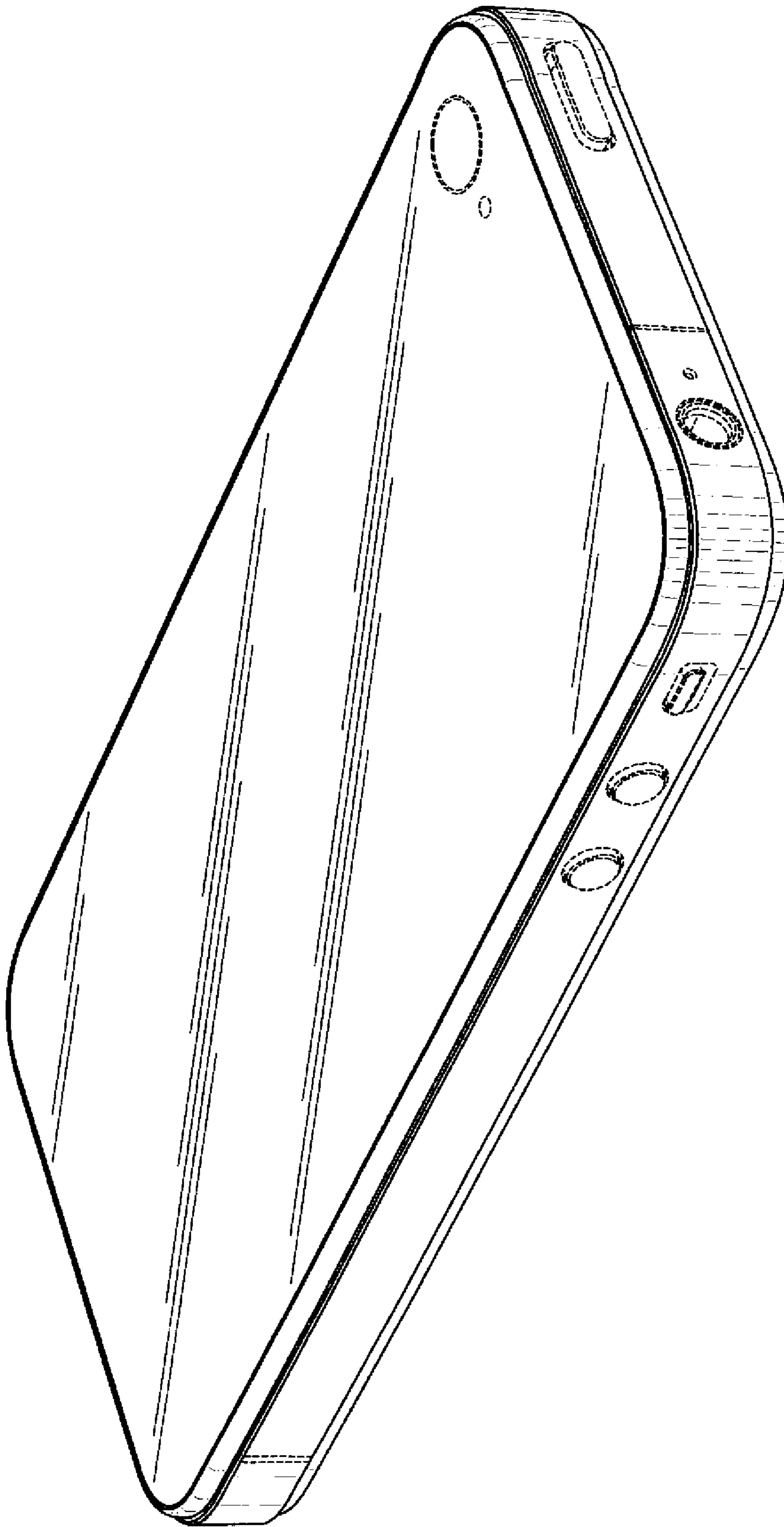


FIG. 3