



US00D633478S

(12) **United States Design Patent**
Bolton

(10) **Patent No.:** **US D633,478 S**
(45) **Date of Patent:** **** Mar. 1, 2011**

(54) **REMOTE CONTROL FOR SPEAKER**

(75) Inventor: **Charlie Bolton**, Hong Kong (HK)

(73) Assignee: **Koninklijke Philips Electronics N.V.**,
Eindhoven (NL)

(**) Term: **14 Years**

(21) Appl. No.: **29/361,615**

(22) Filed: **May 13, 2010**

(30) **Foreign Application Priority Data**

Nov. 18, 2009 (EM) 001637562-0003

(51) **LOC (9) Cl.** **14-03**

(52) **U.S. Cl.** **D14/218**

(58) **Field of Classification Search** D14/174,
D14/137-139, 151, 217, 218, 191-193, 167,
D14/299, 168, 247, 455, 456; D13/168,
D13/162-164; D21/512-517, 566; D10/104,
D10/106; 345/169; 348/114, 734; 455/352-355,
455/151.1-151.4, 128, 347, 90.3
See application file for complete search history.

(56) **References Cited**

U.S. PATENT DOCUMENTS

D219,028 S *	10/1970	Camarillo et al.	D14/218
D346,152 S *	4/1994	Zaugg	D13/168
D433,404 S *	11/2000	Thakur	D14/218
D441,524 S *	5/2001	Shimizu et al.	D3/207
D452,520 S *	12/2001	Gotham et al.	D16/235
D487,065 S *	2/2004	Murray	D13/168
D496,031 S *	9/2004	Ma et al.	D14/240
D502,929 S *	3/2005	Copeland et al.	D13/168
D508,028 S *	8/2005	Deubler, Jr.	D14/138 R
D509,480 S *	9/2005	Li	D13/168
D510,046 S *	9/2005	Li	D10/106
D517,531 S *	3/2006	Lai	D14/218

D520,991 S *	5/2006	Ma et al.	D14/240
D546,818 S *	7/2007	Gautier	D14/218
D554,630 S *	11/2007	Ma	D14/240
D561,730 S *	2/2008	Deubler et al.	D14/138 AA
D571,305 S *	6/2008	Thursfield	D13/168
D573,981 S *	7/2008	Hoehn et al.	D14/218
D576,113 S *	9/2008	Kindle et al.	D13/168
D580,914 S *	11/2008	Tsao	D14/218
D581,370 S *	11/2008	Corsini et al.	D13/168
D585,876 S *	2/2009	Griffin	D14/218
D593,062 S *	5/2009	Lee et al.	D14/138 G
D596,163 S *	7/2009	Madonna et al.	D14/218
D597,038 S *	7/2009	Glassman et al.	D13/168
D612,839 S *	3/2010	Kato	D14/218
D612,850 S *	3/2010	Cabatic	D14/388
D614,605 S *	4/2010	Teh et al.	D14/218
D620,456 S *	7/2010	Akana et al.	D13/168

* cited by examiner

Primary Examiner—Celia A Murphy
Assistant Examiner—John Windmuller

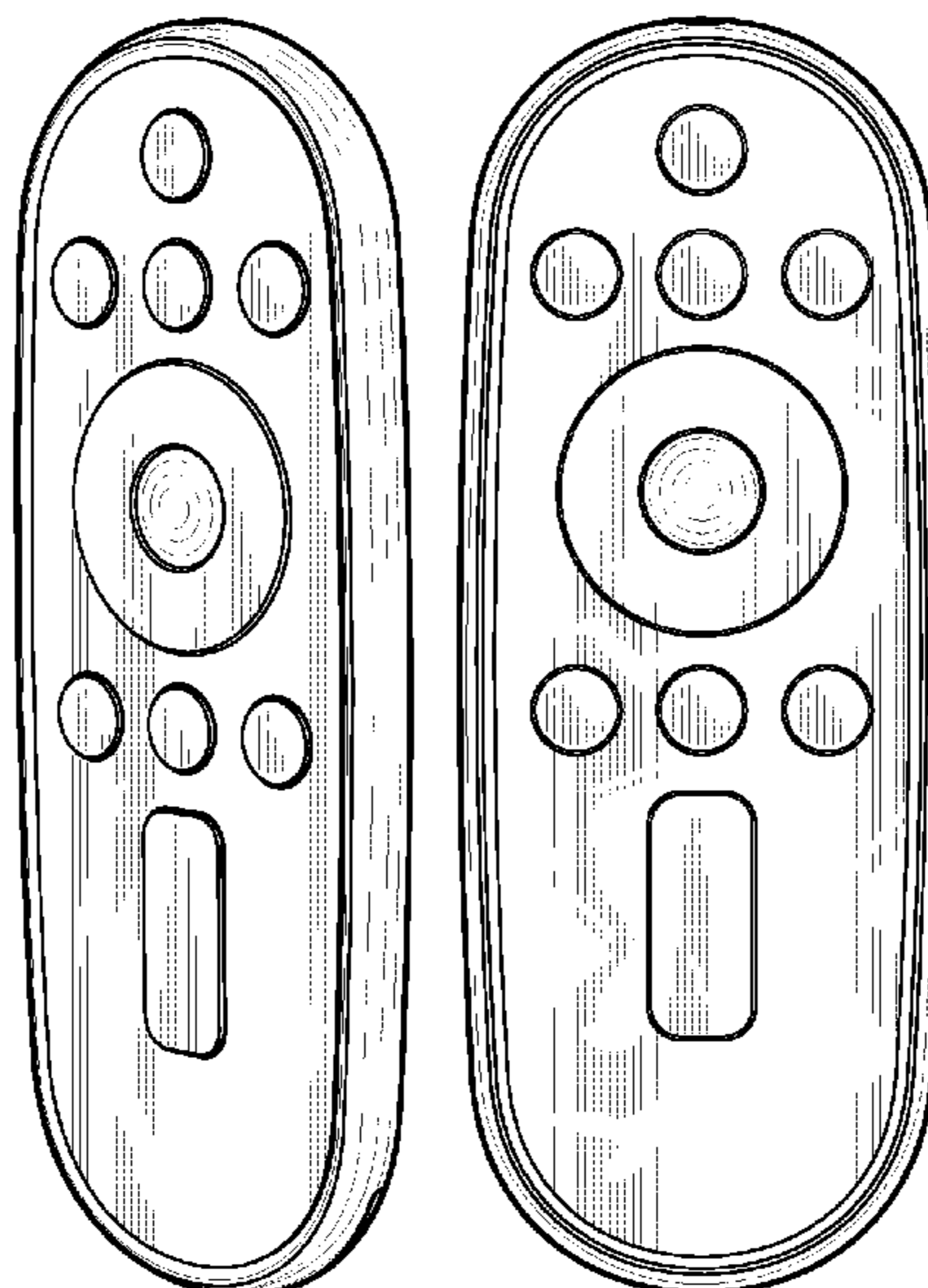
(57) **CLAIM**

The ornamental design for a remote control for speaker, as shown.

DESCRIPTION

FIG. 1 is a perspective view showing my design;
FIG. 2 is a front elevational view thereof;
FIG. 3 is a rear elevational view thereof;
FIG. 4 is a right side elevational view thereof;
FIG. 5 is a left side elevational view thereof;
FIG. 6 is a top plan view thereof; and,
FIG. 7 is a bottom plan view thereof.
The broken lines in the figures depict portions of the remote control that form no part of the claimed design.

1 Claim, 4 Drawing Sheets



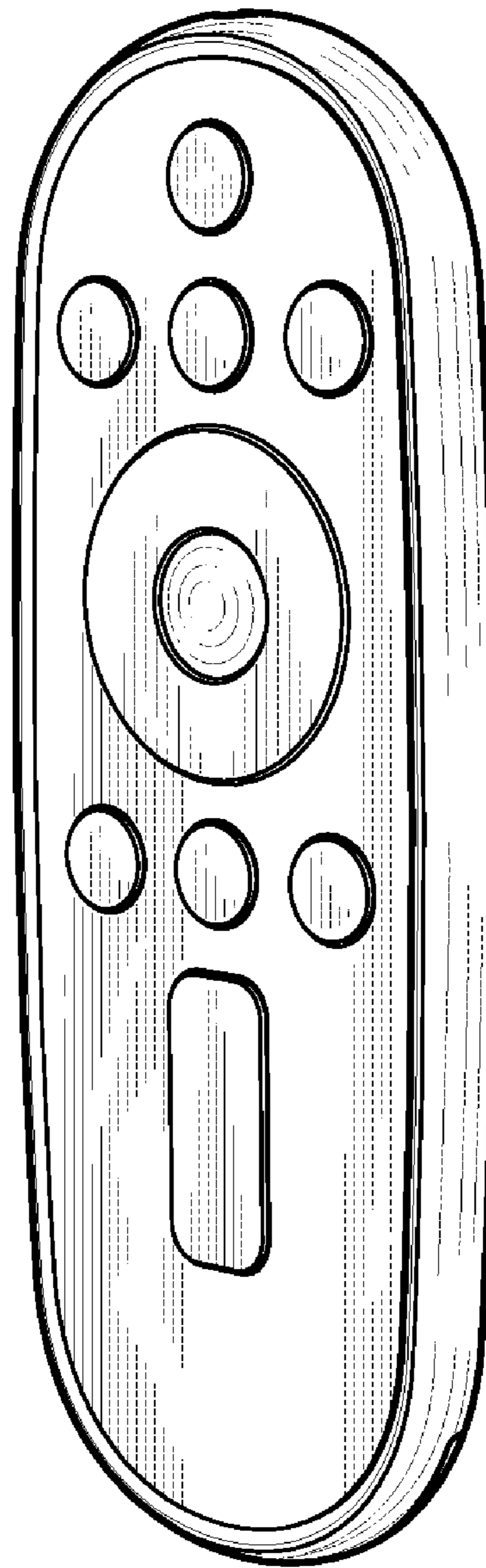


FIG. 1

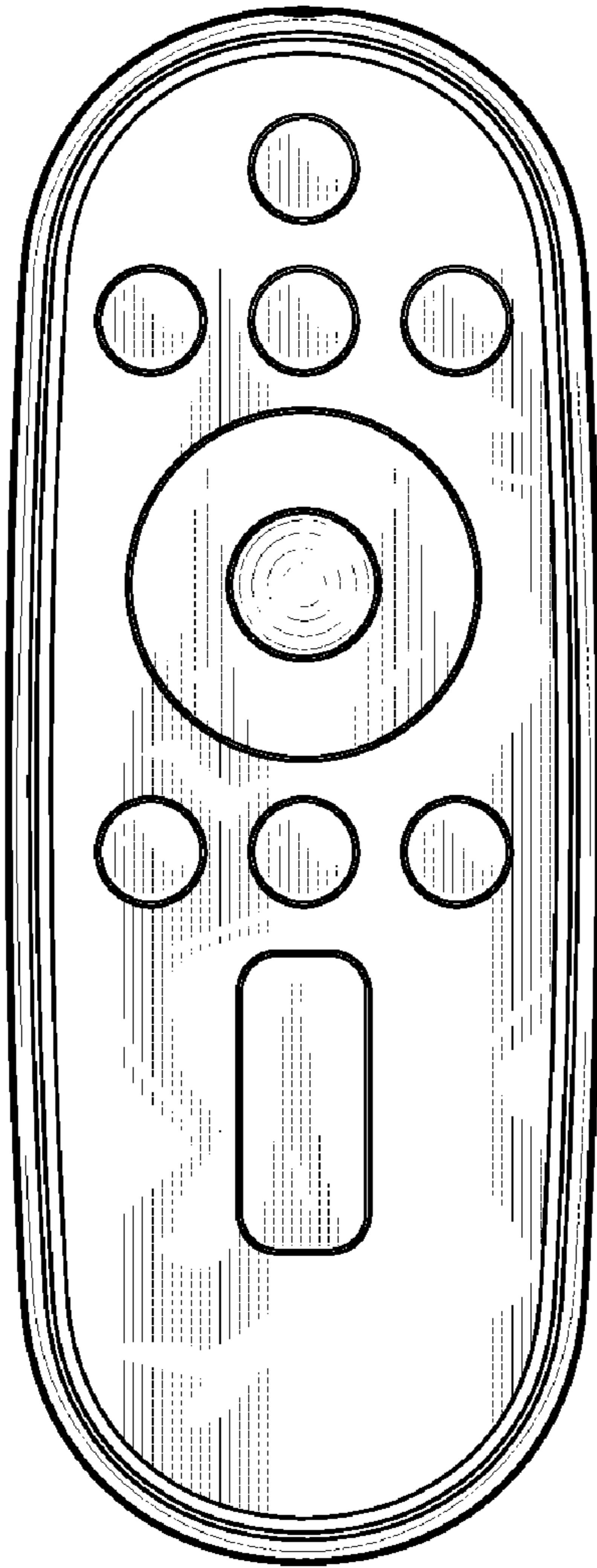


FIG. 2




FIG. 3




FIG. 4

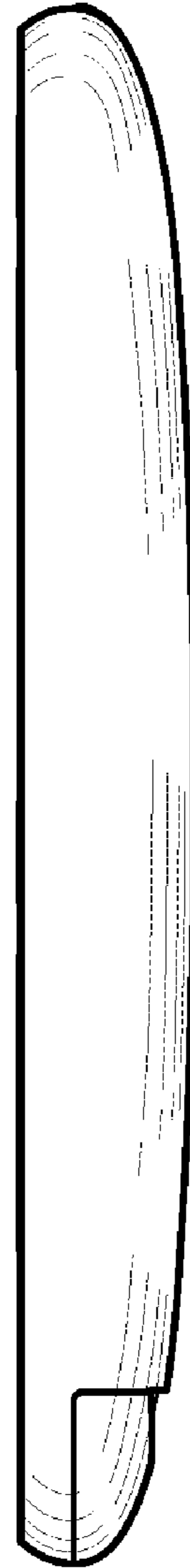


FIG. 5

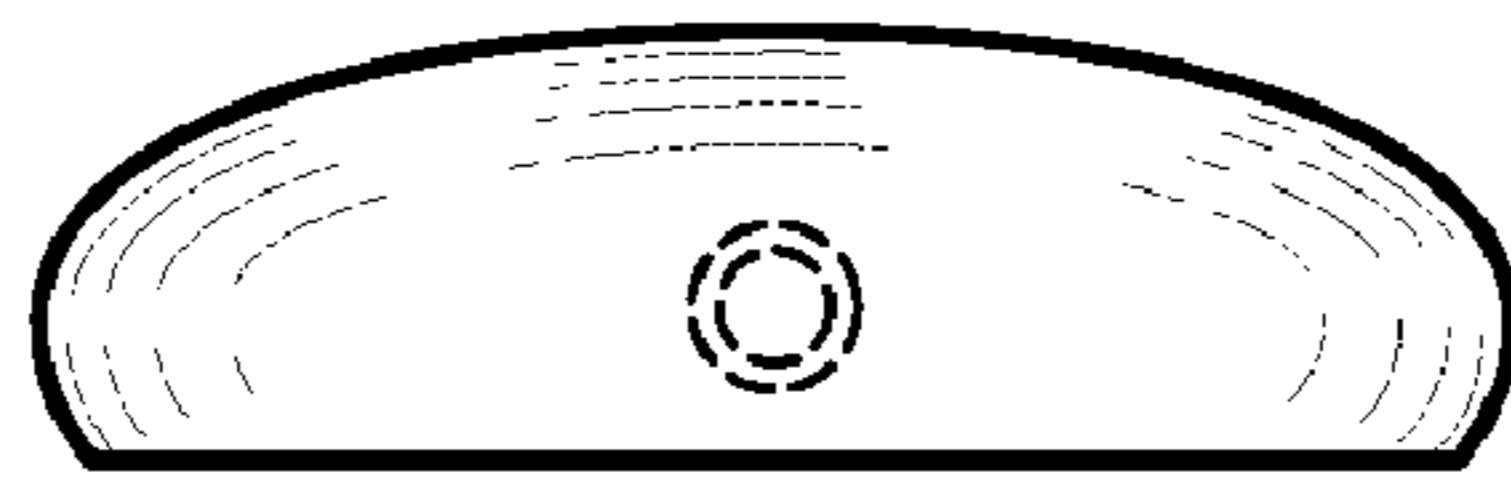


FIG. 6



FIG. 7