



US00D633468S

(12) **United States Design Patent**
Lee

(10) **Patent No.:** **US D633,468 S**
(45) **Date of Patent:** **** Mar. 1, 2011**

(54) **PORTABLE MEDIA PLAYER**

(75) Inventor: **Johann Lee**, Whitestone, NY (US)

(73) Assignee: **Coby Electronics Corporation**, Lake Success, NY (US)

(**) Term: **14 Years**

(21) Appl. No.: **29/366,501**

(22) Filed: **Jul. 26, 2010**

Related U.S. Application Data

(63) Continuation of application No. 29/352,341, filed on Dec. 18, 2009, now Pat. No. Des. 620,919.

(51) **LOC (9) Cl.** **14-03**

(52) **U.S. Cl.** **D14/203.7; D14/203.3; D14/496**

(58) **Field of Classification Search** D14/496, D14/401, 435, 474, 483, 217, 137, 138, 160, D14/168, 356, 203.1–203.8, 507; 345/156, 345/169, 173–179, 905; 715/727–729, 864; 710/1, 5, 8; 713/1, 600; 455/1.1, 1.7, 73, 455/344–347, 93, 95, 3.01–3.06, 550.1, 573.1; 370/342–344; 369/1, 2, 6–12; 463/43–47; 273/148 B

See application file for complete search history.

(56) **References Cited**

U.S. PATENT DOCUMENTS

5,859,594 A * 1/1999 King et al. 340/7.55
6,122,526 A * 9/2000 Parulski et al. 455/556.1
6,593,914 B1 * 7/2003 Nuovo et al. 345/169
D527,015 S * 8/2006 Yang D14/203.7
D539,815 S * 4/2007 Lai et al. D14/203.7

7,281,214 B2 * 10/2007 Fadell 715/745
D565,596 S * 4/2008 Kim D14/496
D593,535 S * 6/2009 Sheba et al. D14/203.7
D601,122 S * 9/2009 Hibino et al. D14/203.7
D607,872 S * 1/2010 Lee D14/203.7

* cited by examiner

Primary Examiner—Prabhakar Deshmukh

(74) *Attorney, Agent, or Firm*—Mayer Brown LLP

(57) **CLAIM**

The ornamental design for a portable media player, as shown and described.

DESCRIPTION

A portion of the disclosure of this patent document contains material to which a claim for copyright is made. The copyright owner has no objection to the facsimile reproduction by anyone of the patent document or the patent disclosure, as it appears in the Patent and Trademark Office patent file or records, but reserves all other copyright rights whatsoever.

FIG. 1 is a top front perspective view of a portable media player showing my new design;

FIG. 2 is a bottom rear perspective view thereof;

FIG. 3 is a top view thereof;

FIG. 4 is a left side view thereof;

FIG. 5 is a front view thereof;

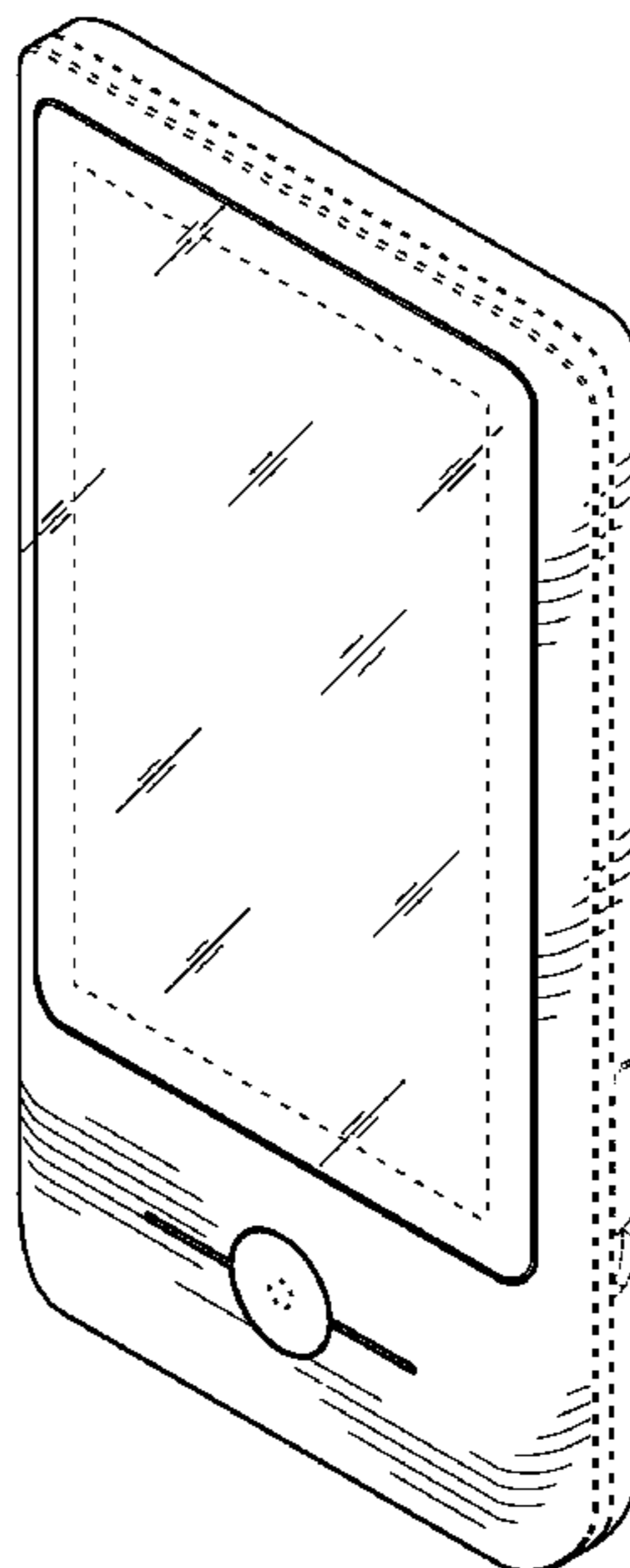
FIG. 6 is a right side view thereof;

FIG. 7 is a rear view thereof; and,

FIG. 8 is a bottom view thereof.

The broken lines are for illustrative purpose only and from no part of the claimed design.

1 Claim, 3 Drawing Sheets



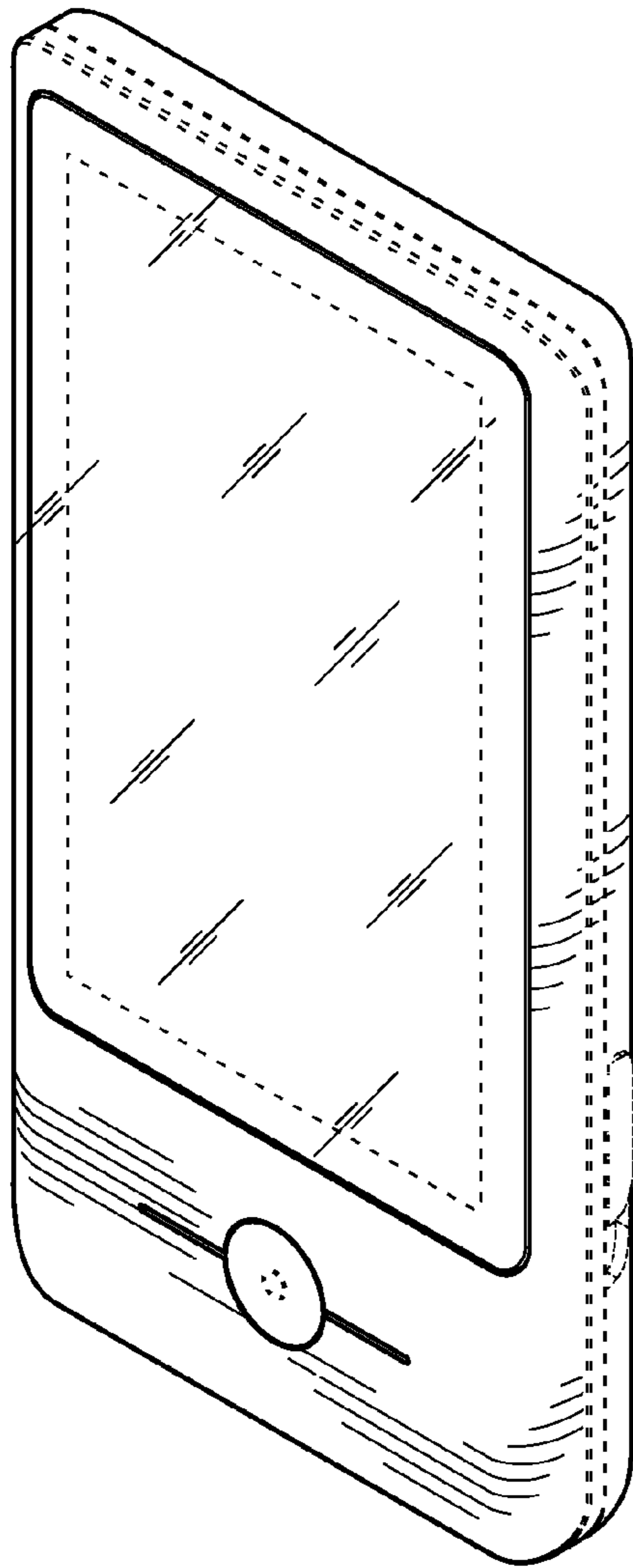


FIG. 1

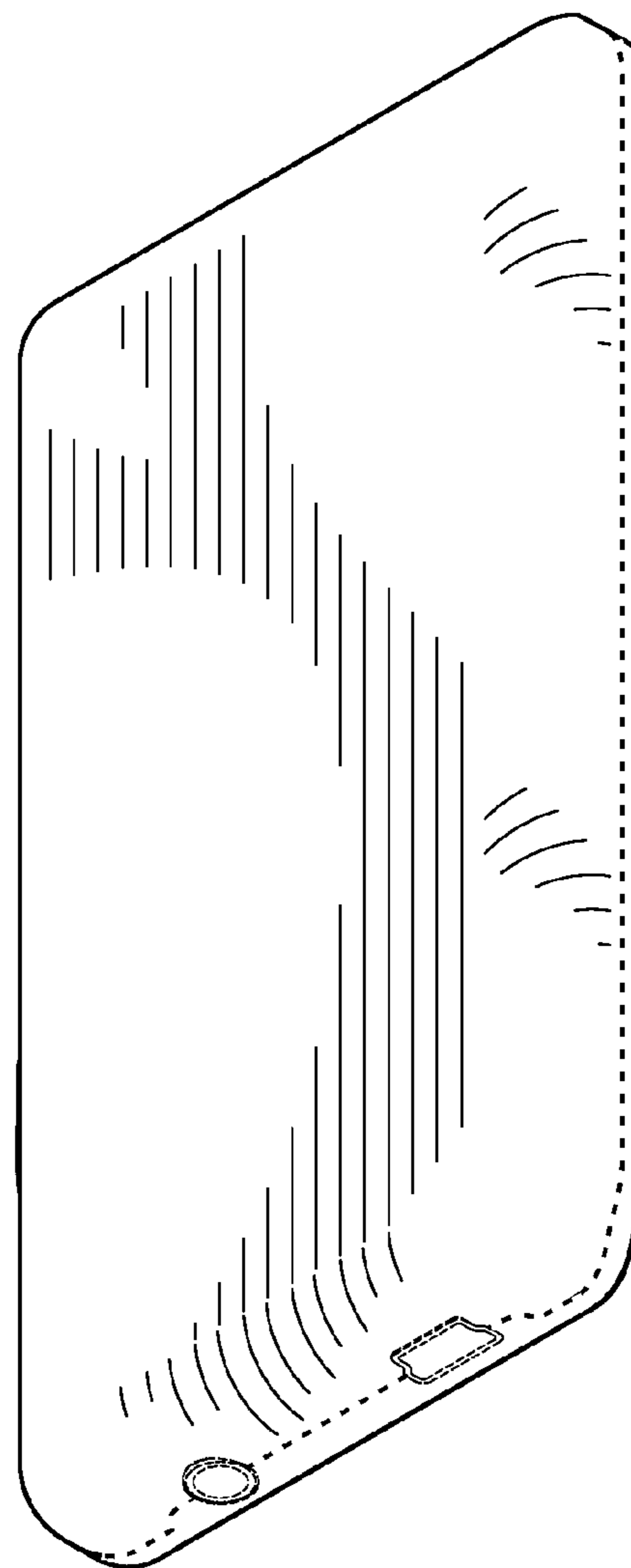


FIG. 2

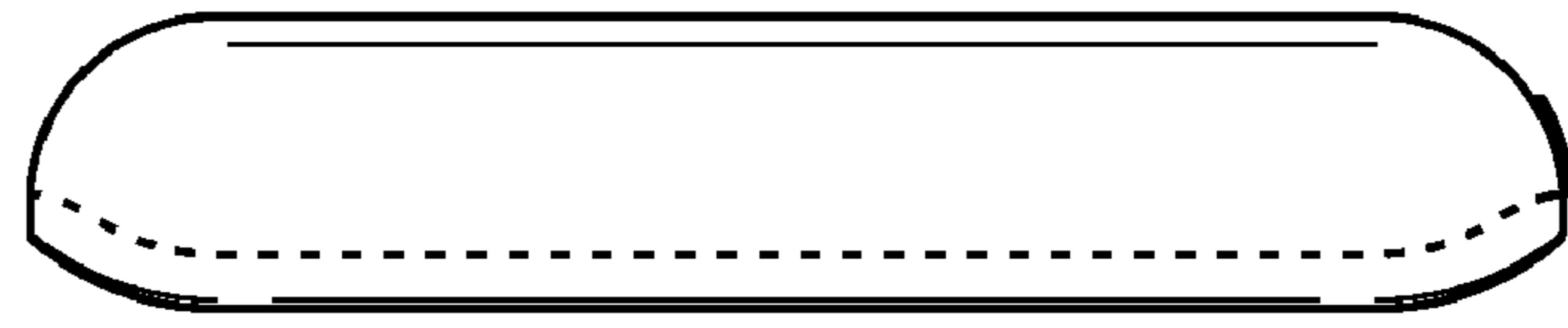


FIG. 3

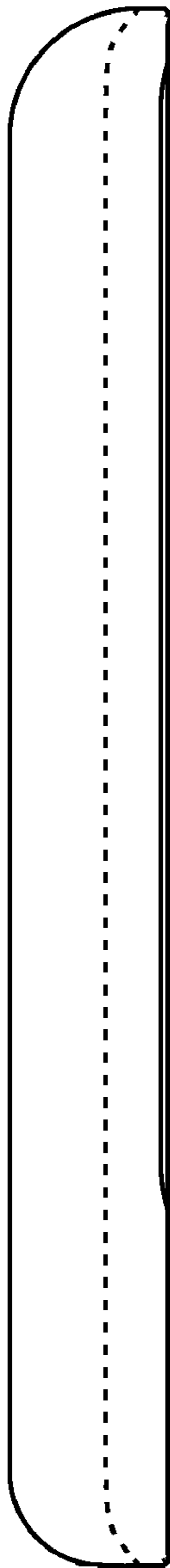


FIG. 4

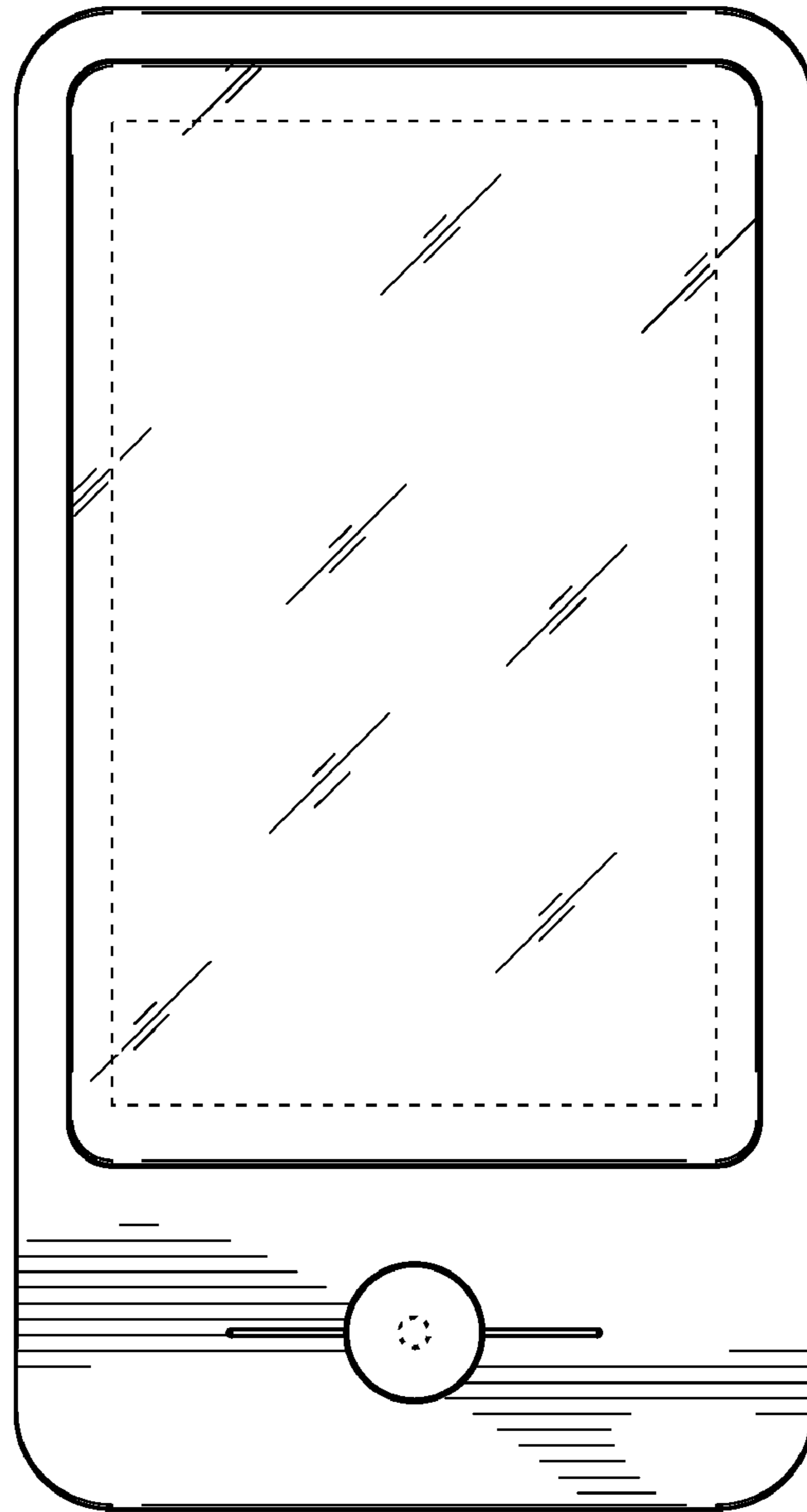


FIG. 5

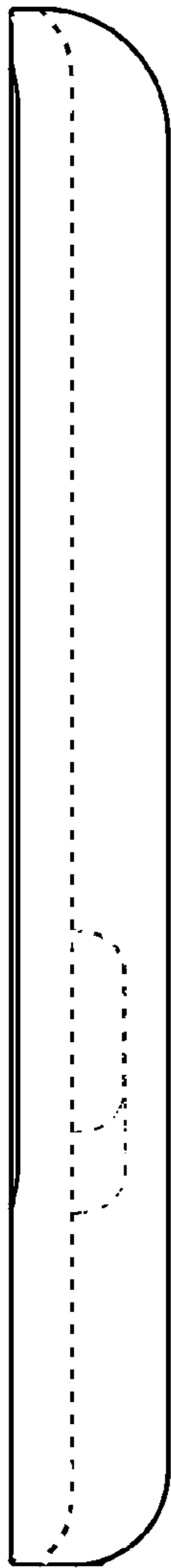


FIG. 6




FIG. 7

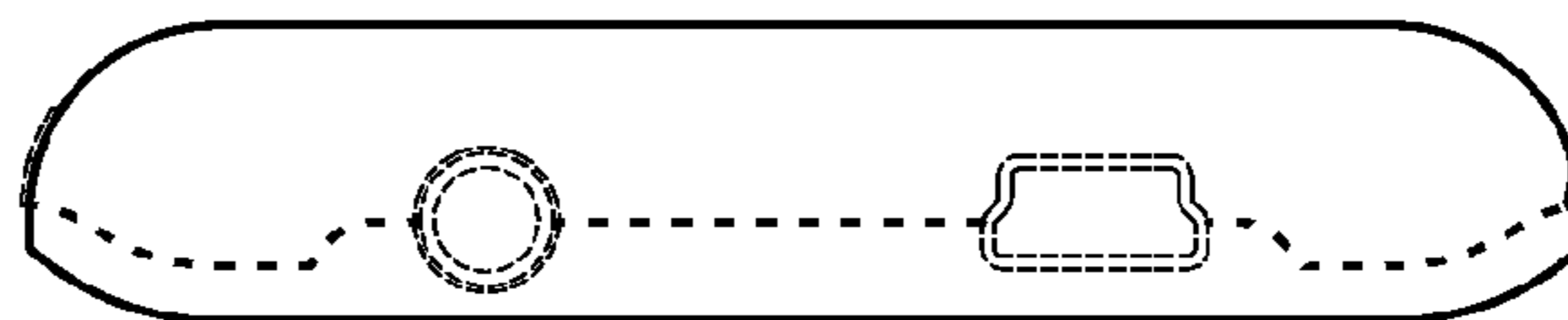


FIG. 8