



US00D633425S

(12) **United States Design Patent**  
**Lu**

(10) **Patent No.:** **US D633,425 S**  
(45) **Date of Patent:** **\*\* Mar. 1, 2011**

(54) **VEHICLE FLOOR MAT**

D542,204 S \* 5/2007 Lu et al. .... D12/203  
D622,648 S \* 8/2010 Lu ..... D12/203

(75) Inventor: **Michael Lu**, Tainan Hsien (TW)

\* cited by examiner

(73) Assignee: **Packy Poda Inc.**, Tainan Hsien (TW)

*Primary Examiner*—Stacia Cadmus

(\*\*) Term: **14 Years**

(74) *Attorney, Agent, or Firm*—Alan Kamrath; Kamrath & Associates PA

(21) Appl. No.: **29/378,895**

(57) **CLAIM**

(22) Filed: **Nov. 11, 2010**

The ornamental design for a vehicle floor mat, as shown and described.

(51) **LOC (9) Cl.** ..... **12-16**

(52) **U.S. Cl.** ..... **D12/203**

(58) **Field of Classification Search** ..... D12/203;  
D6/582-586, 592; 280/163-164.1; 15/215-217;  
428/138.141; 296/97.23

**DESCRIPTION**

See application file for complete search history.

FIG. 1 is a perspective view of a vehicle floor mat showing my design;

FIG. 2 is a front elevational view thereof;

FIG. 3 is a rear elevational view thereof;

FIG. 4 is a left side elevational view thereof;

FIG. 5 is a right side elevational view thereof;

FIG. 6 is a top plan view thereof; and,

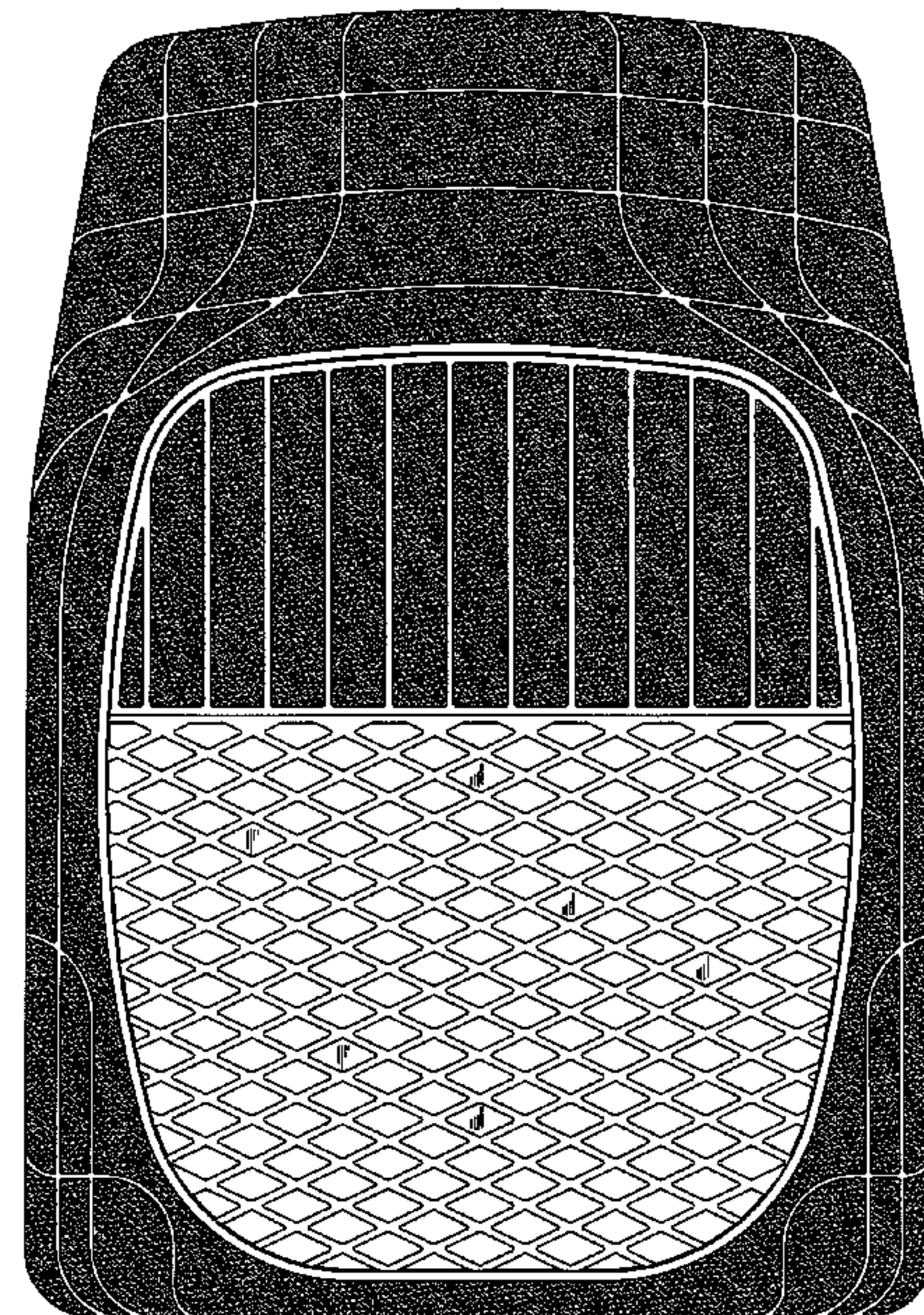

FIG. 7 is a bottom plan view thereof.

(56) **References Cited**

**U.S. PATENT DOCUMENTS**

D174,796 S	*	5/1955	Caldwell	.....	D12/203
D183,475 S	*	9/1958	Bachtel	.....	D12/203
D302,416 S	*	7/1989	Lehner et al.	.....	D12/203
D425,468 S	*	5/2000	Hussaini et al.	.....	D12/203
D432,966 S	*	10/2000	Iacovelli et al.	.....	D12/203
D433,367 S	*	11/2000	Iacovelli	.....	D12/203

**1 Claim, 5 Drawing Sheets**





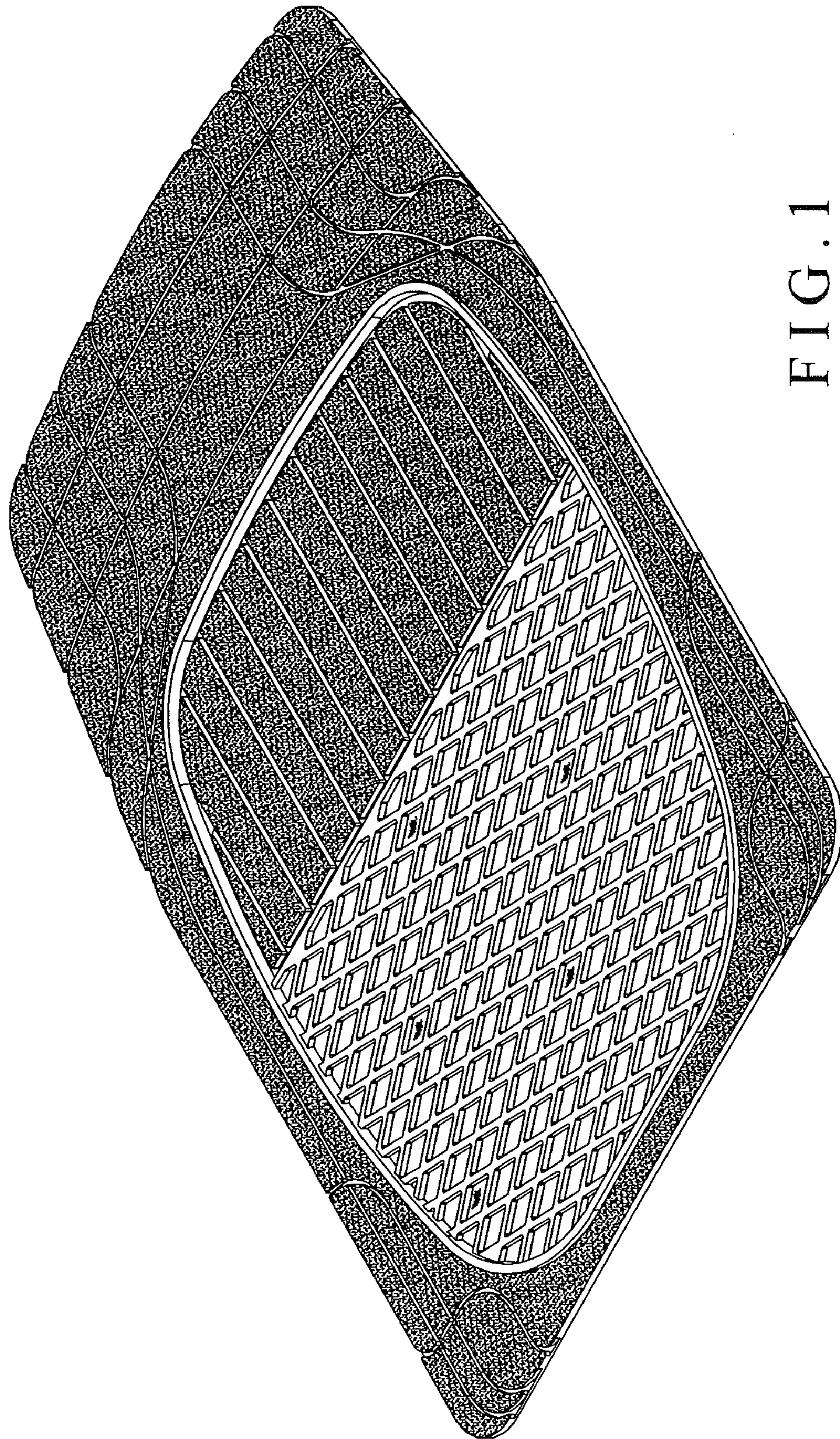


FIG. 1

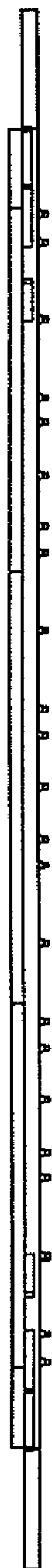


FIG. 2



FIG. 3





FIG. 4



FIG. 5



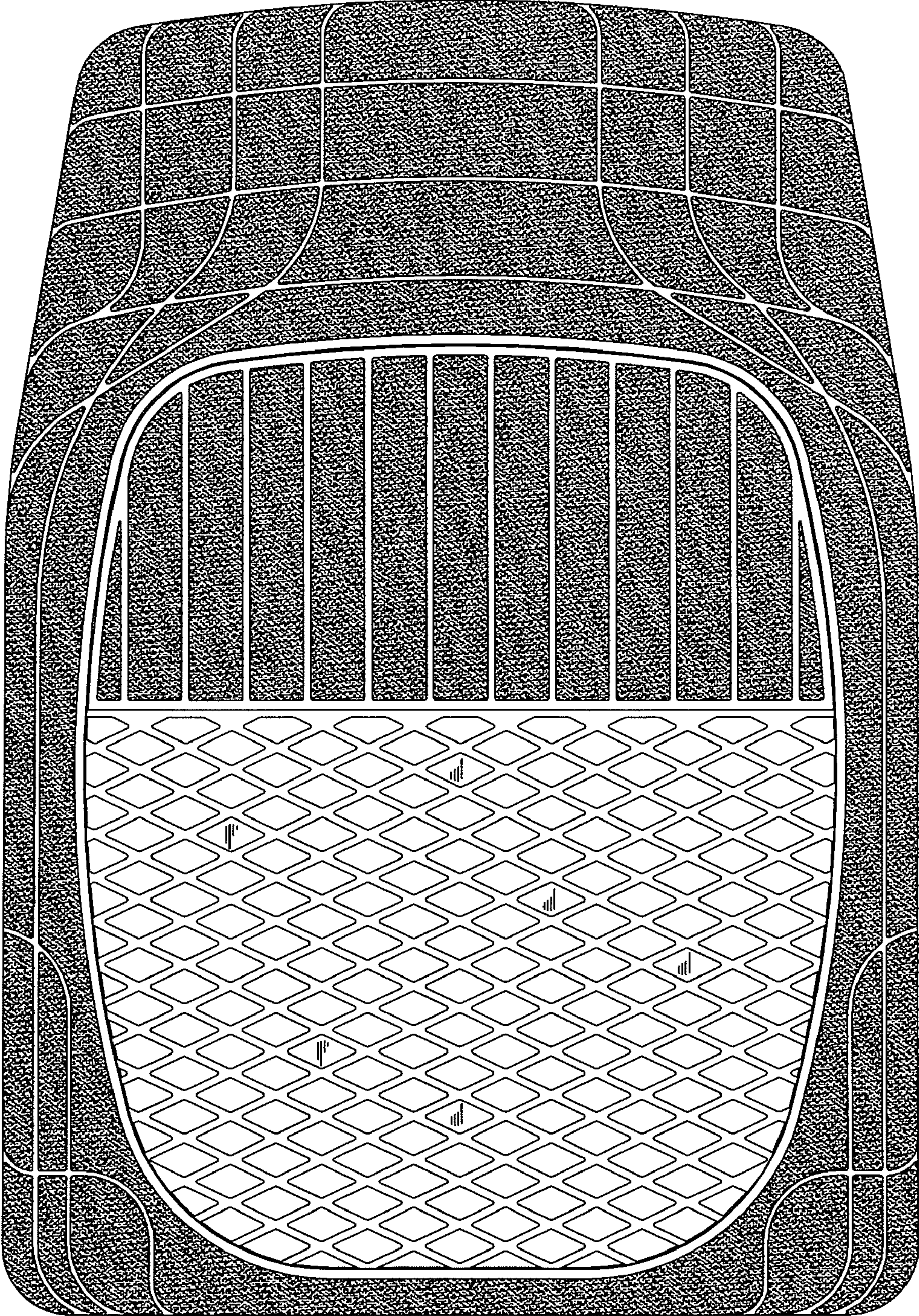


FIG. 6



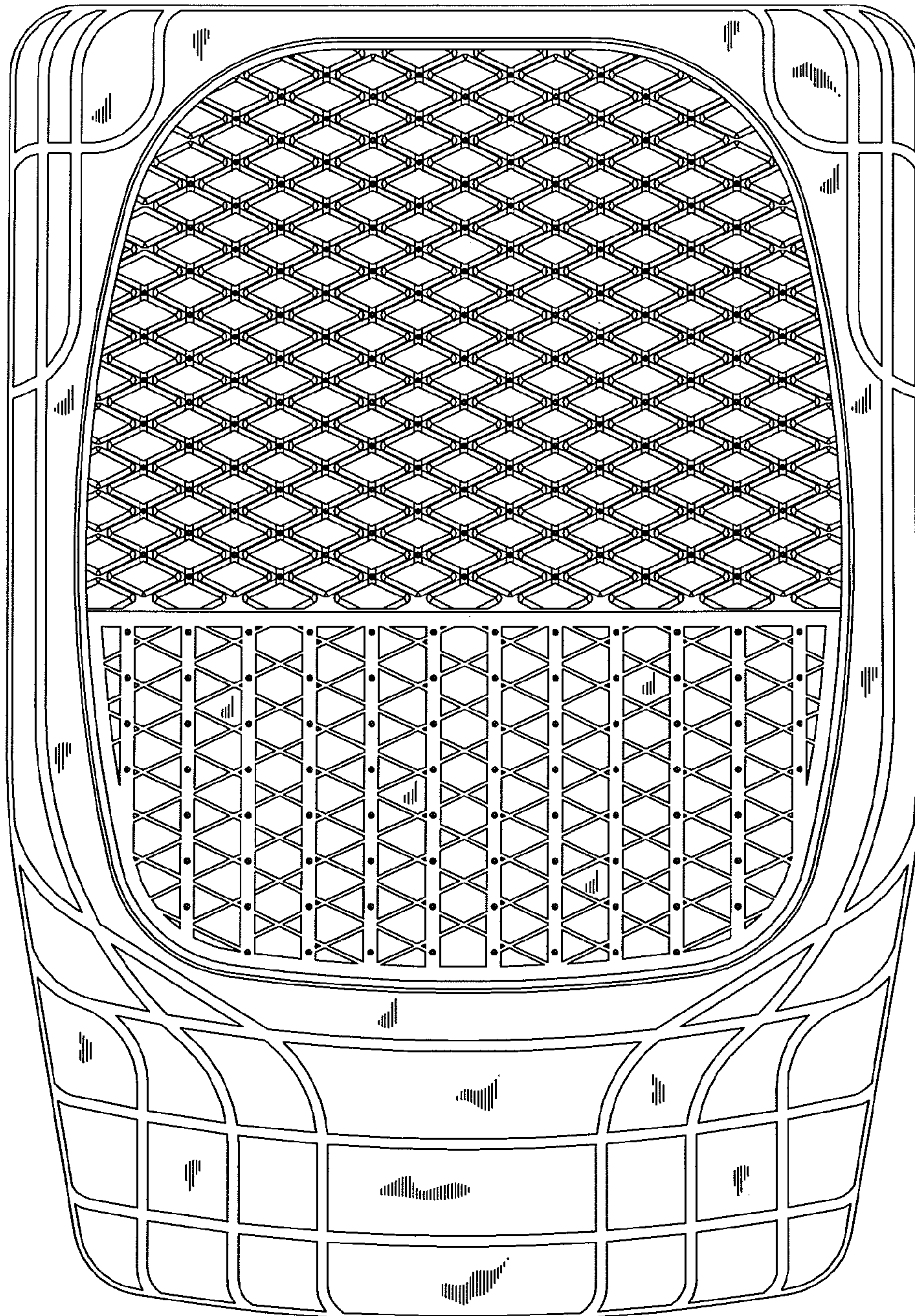


FIG. 7