



US00D633424S

(12) **United States Design Patent**  
**Enz**

(10) **Patent No.:** **US D633,424 S**  
(45) **Date of Patent:** **\*\* Mar. 1, 2011**

(54) **VEHICLE MIRROR SUPPORT ARM**

(57) **CLAIM**

(75) Inventor: **Andreas Enz**, Columbia, SC (US)

The ornamental design for a vehicle mirror support arm, as shown and described.

(73) Assignee: **Lang-Mekra North America, LLC**,  
Ridgeway, SC (US)

(\*\*) Term: **14 Years**

**DESCRIPTION**

(21) Appl. No.: **29/379,164**

FIG. 1 is a top perspective view of the vehicle mirror support arm design;

(22) Filed: **Nov. 16, 2010**

FIG. 2 a bottom perspective view of the vehicle mirror support arm design;

(51) **LOC (9) Cl.** ..... **12-16**

FIG. 3 is a rear perspective view of the vehicle mirror support arm design;

(52) **U.S. Cl.** ..... **D12/187**

FIG. 4 is a front perspective view of the vehicle mirror support arm design;

(58) **Field of Classification Search** ..... D12/187,  
D12/188, 189, 401; D6/300; 359/841, 838,  
359/842-844, 868, 871, 604, 881, 514, 866;  
248/479-483, 475.1

FIG. 5 is a rear elevation view of the vehicle mirror support arm design;

See application file for complete search history.

FIG. 6 is a front elevation view of the vehicle mirror support arm design;

(56) **References Cited**

**U.S. PATENT DOCUMENTS**

3,306,565	A *	2/1967	Beach, Jr	.....	248/477
D365,073	S *	12/1995	Nagano	.....	D12/187
D376,662	S *	12/1996	Ambrosio	.....	D26/28
D399,809	S *	10/1998	Leveille	.....	D12/187
D407,361	S *	3/1999	Lang	.....	D12/187
D448,333	S *	9/2001	Stenzel	.....	D12/187
D453,671	S *	2/2002	Von Fange	.....	D8/72
6,634,758	B2 *	10/2003	Preis et al.	.....	359/842
D581,333	S *	11/2008	Courbon et al.	.....	D12/187

FIG. 7 is a left side elevation view of the vehicle mirror support arm design;

FIG. 8 is a right side elevation view of the vehicle mirror support arm design;

FIG. 9 is a top plan view of the vehicle mirror support arm design; and,

FIG. 10 is a bottom plan view of the vehicle hood mirror design.

\* cited by examiner

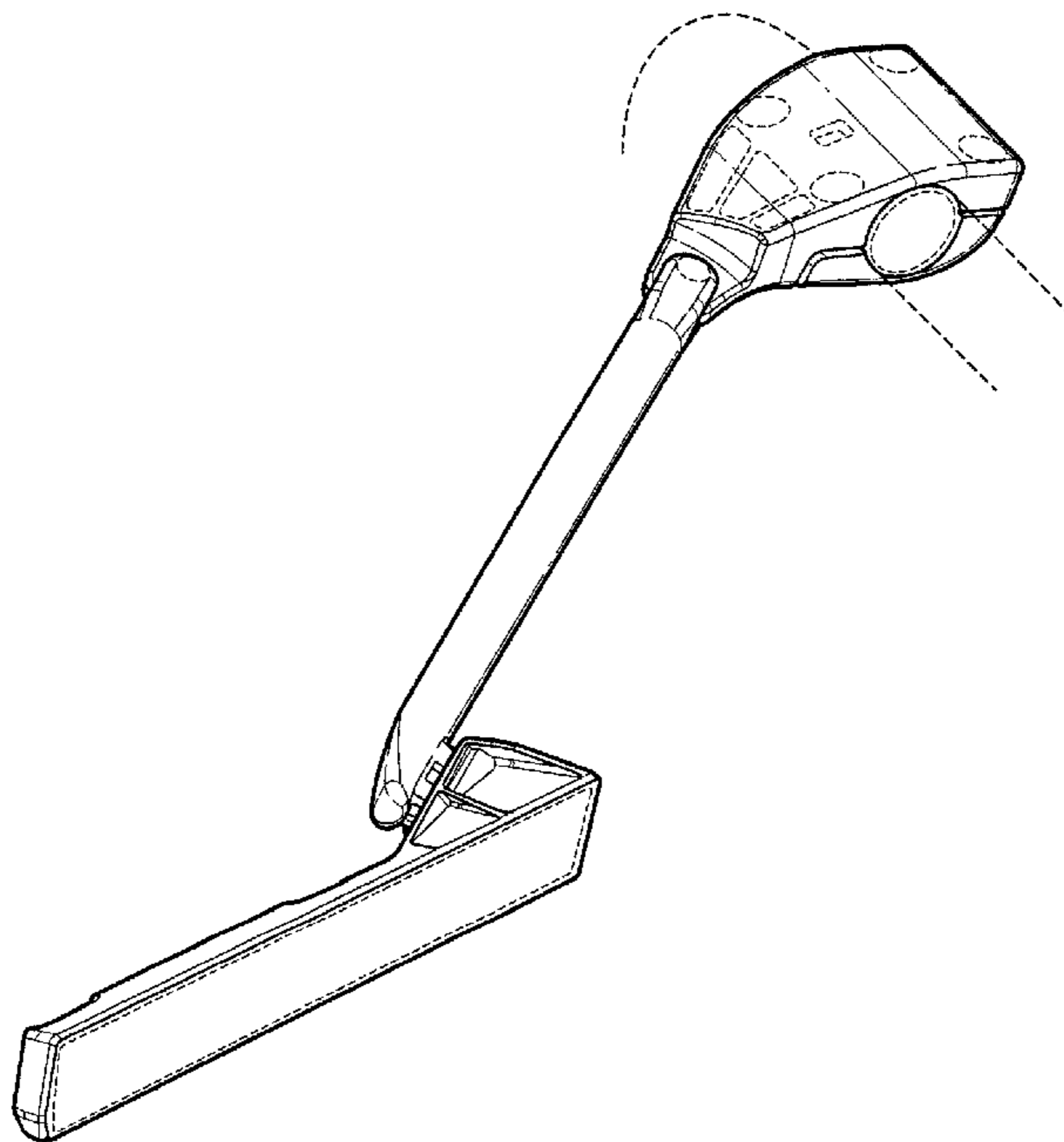
In the drawings, the broken lines showing the carrier arm of the mirror assembly, various bolt holes, and the rear face of the receiver connecting to the support arm form no part of the claimed design.

*Primary Examiner*—Caron Veynar


*Assistant Examiner*—Katrina A Kile

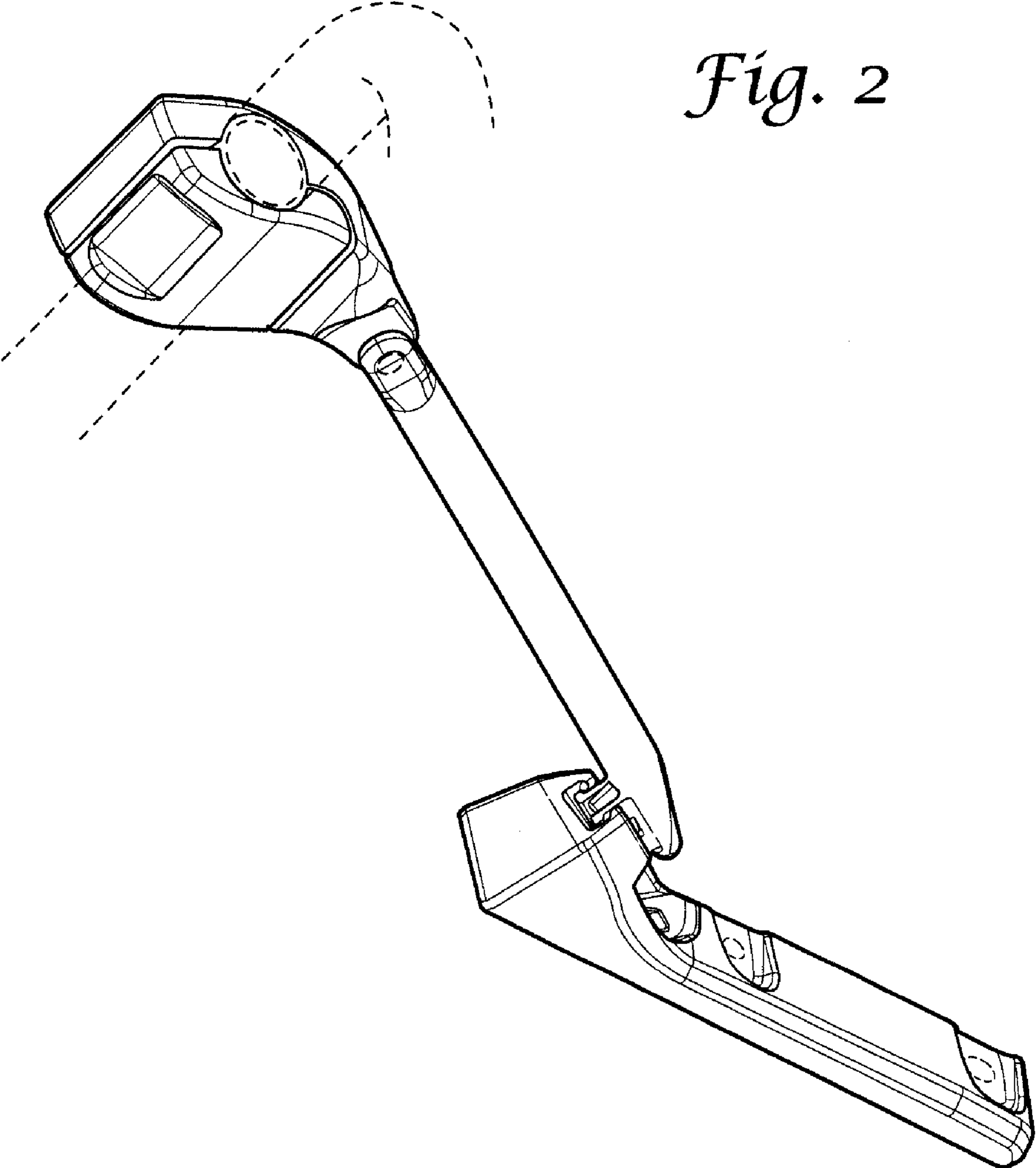
(74) *Attorney, Agent, or Firm*—McNair Law Firm, P.A.;  
Seann P. Lahey

**1 Claim, 8 Drawing Sheets**



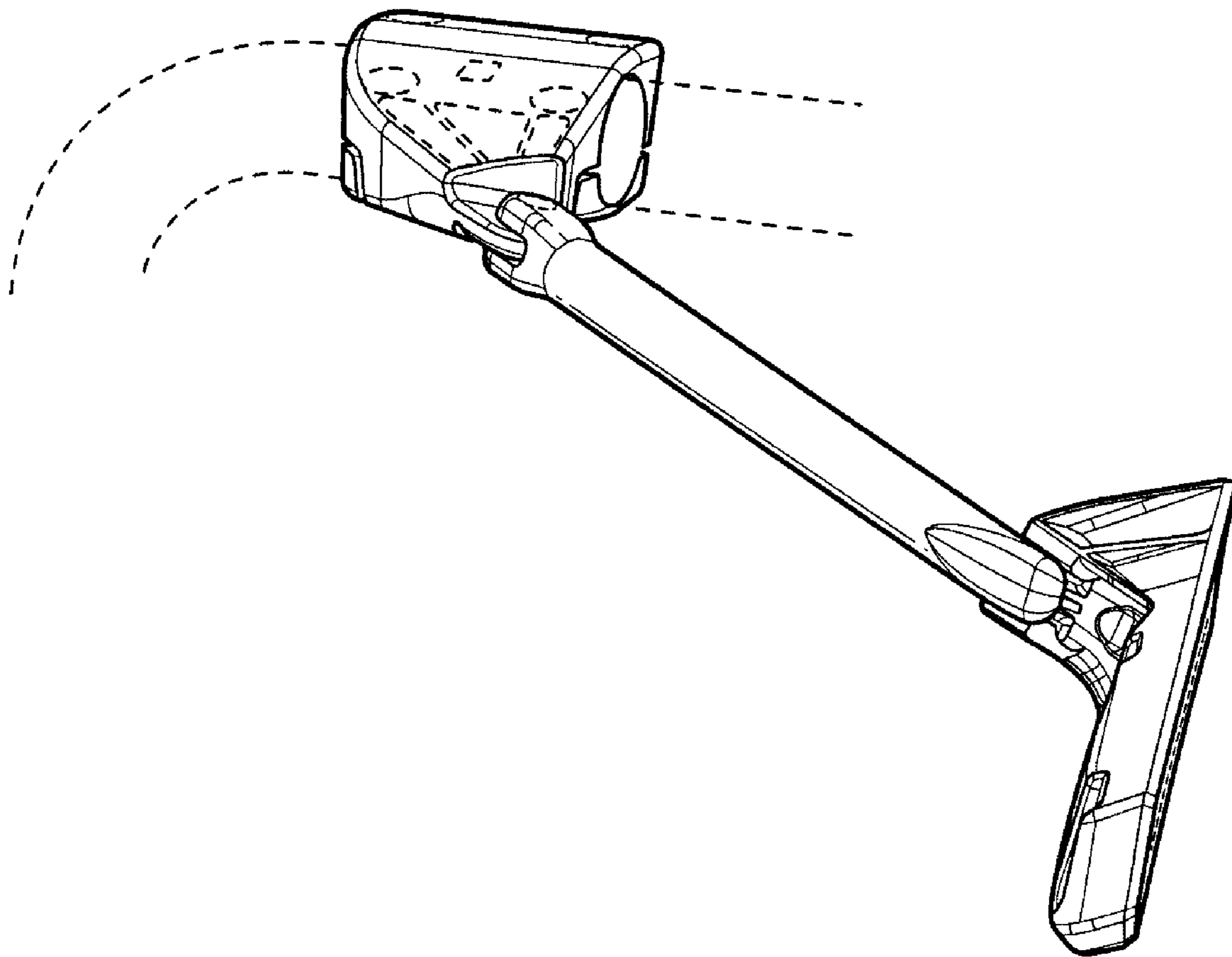
*Fig. 1*



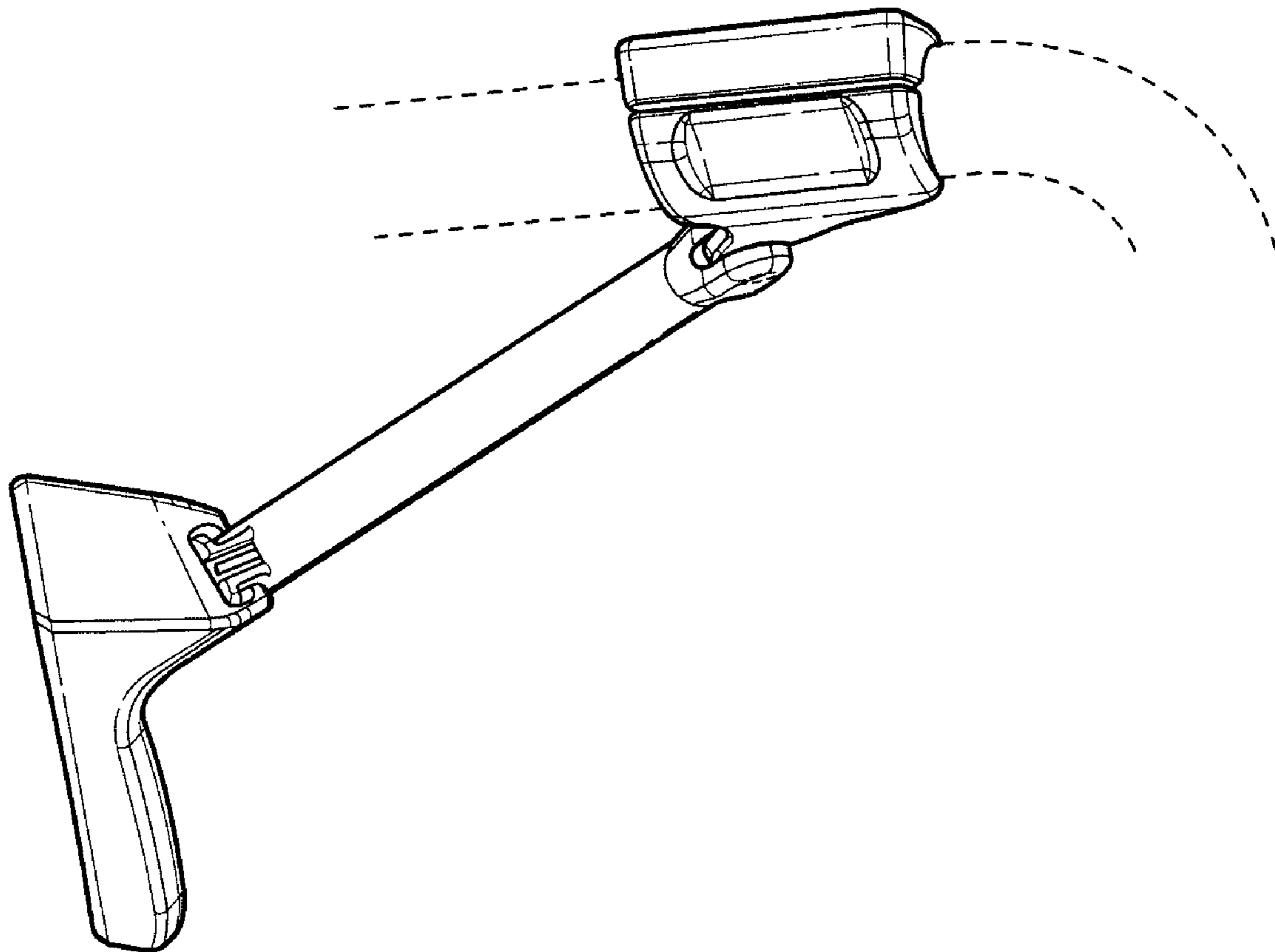


*Fig. 2*

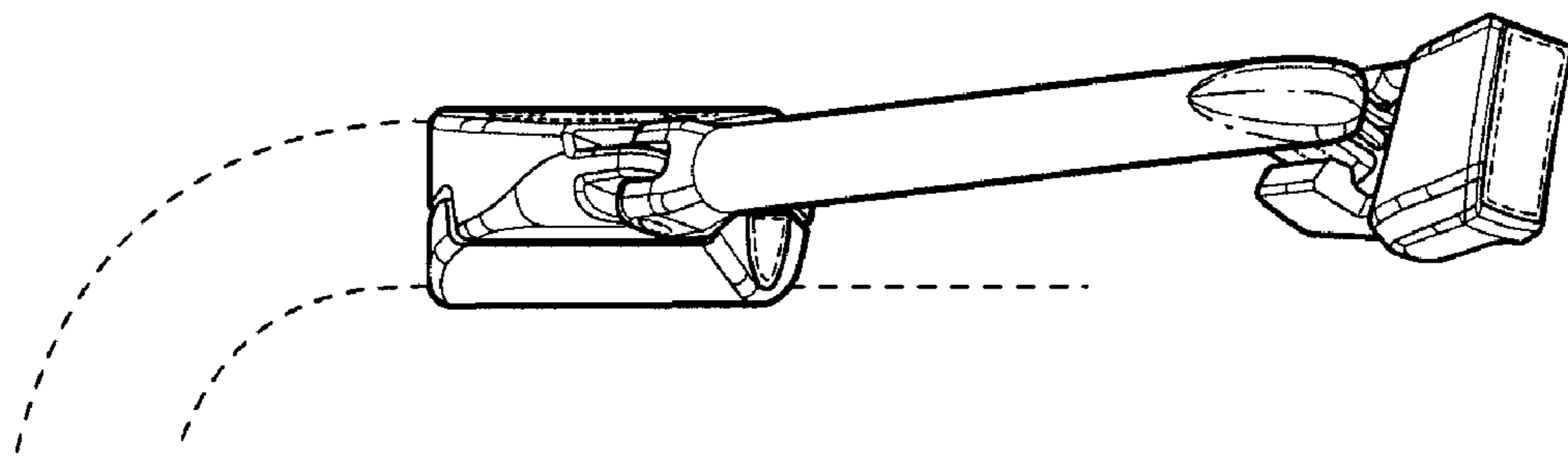
*Fig. 3*



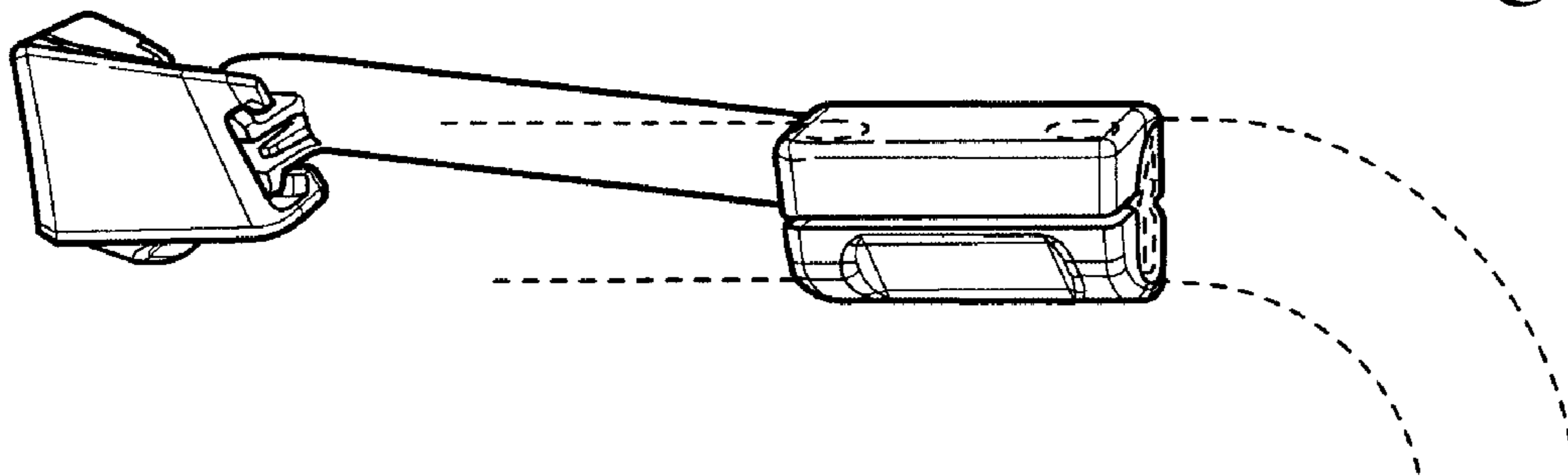
*Fig. 4*




*Fig. 5*




*Fig. 6*



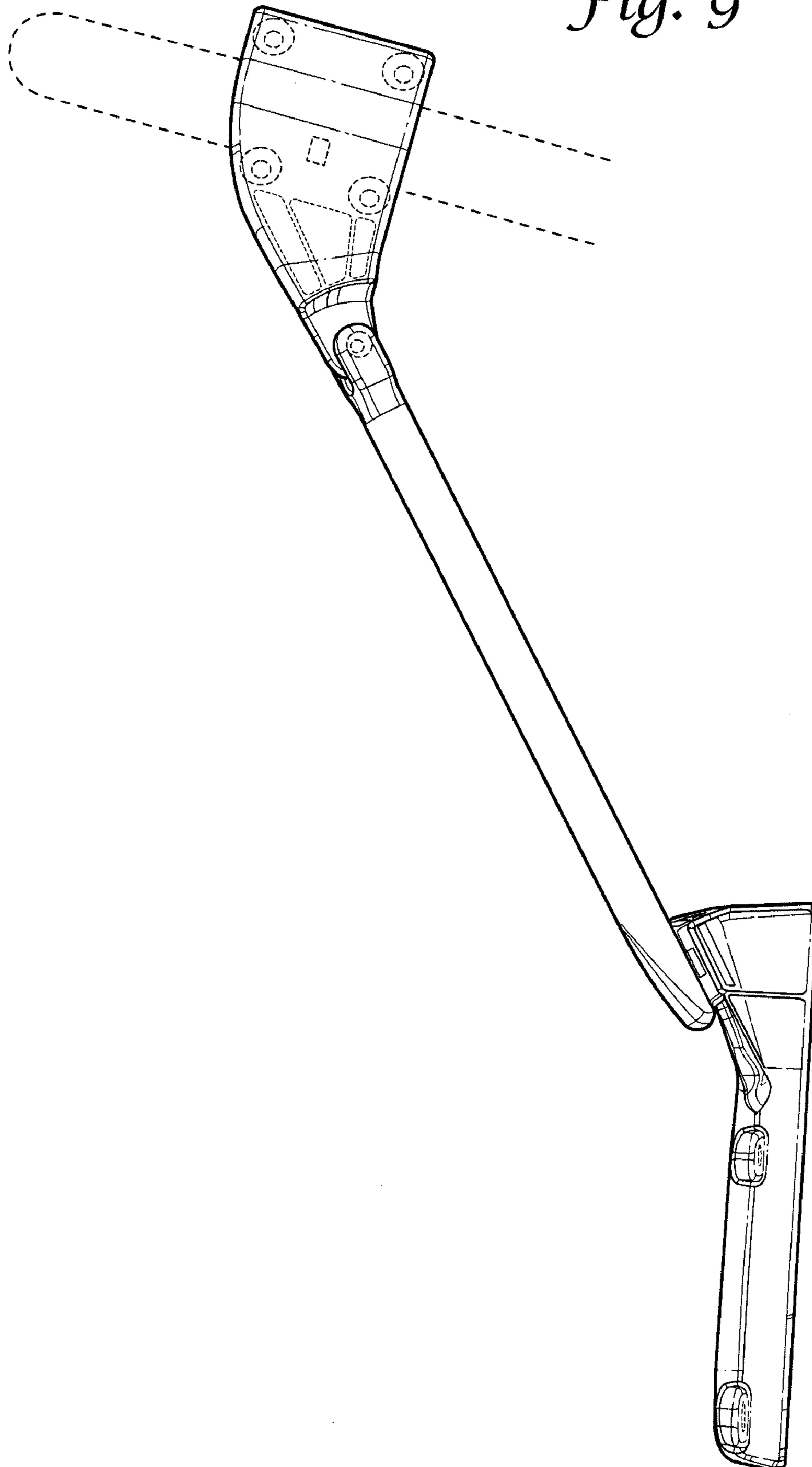
*Fig. 7*



*Fig. 8*



*Fig. 9*





*Fig. 10*

