



US00D633396S

(12) **United States Design Patent**
Oroumieh

(10) **Patent No.:** **US D633,396 S**
(45) **Date of Patent:** **** Mar. 1, 2011**

(54) **HOUSE-SHAPED SPRAYER**

(56) **References Cited**

(75) Inventor: **Robert Oroumieh**, Azusa, CA (US)

U.S. PATENT DOCUMENTS

(73) Assignee: **Robert Oroumieh**, Azusa, CA (US)

D195,001 S * 4/1963 Ravreby D9/637
D217,326 S * 4/1970 Klamer D9/636
D431,456 S * 10/2000 Davis D9/636

(**) Term: **14 Years**

* cited by examiner

Primary Examiner — Robin V Webster

(21) Appl. No.: **29/356,052**

(57) **CLAIM**
The ornamental design for a house-shaped sprayer, as shown and described.

(22) Filed: **Feb. 19, 2010**

DESCRIPTION

(51) **LOC (9) Cl.** **09-01**


(52) **U.S. Cl.** **D9/636**

(58) **Field of Classification Search** D23/213,
D23/225; D9/636, 637, 685, 682; 239/332,
239/333, 153.11–153.14

FIG. 1 is a front elevational view of a sprayer showing the new design;
FIG. 2 is a rear elevational view thereof;
FIG. 3 is a left side elevational view thereof;
FIG. 4 is a right side elevational view thereof;
FIG. 5 is a top plan view thereof; and,
FIG. 6 is a bottom plan view thereof.

See application file for complete search history.

1 Claim, 2 Drawing Sheets



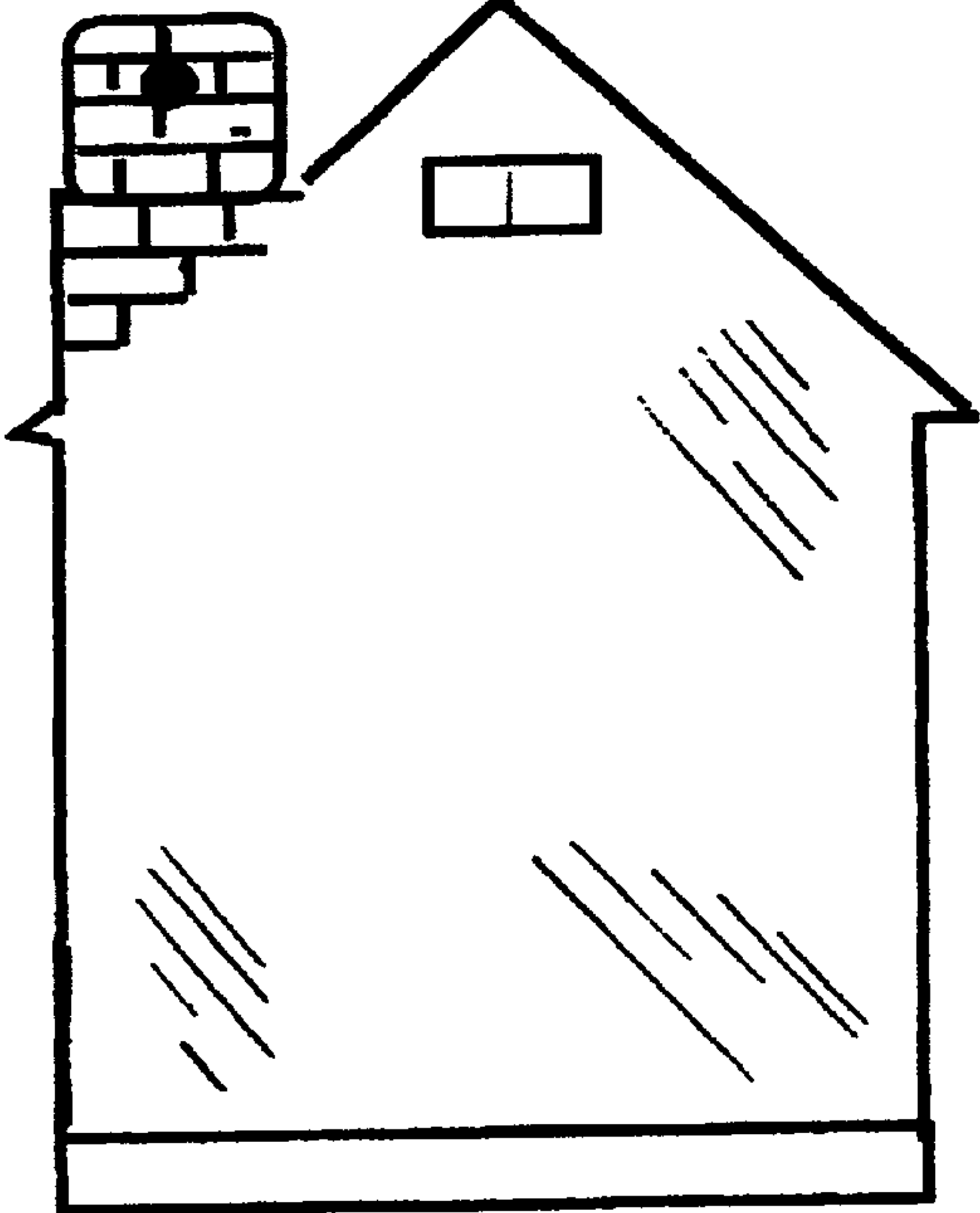


fig. 1




fig. 2



fig. 3



fig. 4



fig. 5



fig. 6