

US00D633385S

(12) **United States Design Patent**  
**Baker et al.**

(10) **Patent No.:** **US D633,385 S**  
(45) **Date of Patent:** **\*\* Mar. 1, 2011**

(54) **DISPENSER**

(75) Inventors: **Steven Baker**, Omaha, NE (US); **Robert Ewart**, Sioux City, IA (US); **Tracey Contreras Spungin**, Chicago, IL (US); **Joseph Vincent O'Malley**, Naperville, IL (US); **Michael R. Pfeiffer**, Woodbridge, IL (US); **Cori Ann Zazworsky**, Wheaton, IL (US); **Lynda Deakin**, Oakland, IL (US); **Carly Price**, Evanston, IL (US); **Anastasios G. Karahalios**, Skokie, IL (US); **Geoffrey Baldwin**, Chicago, IL (US); **Ross Lockwood**, Chicago, IL (US); **Gil Palmon**, Cincinnati, OH (US); **Gary Schiffer**, Cincinnati, OH (US)

(73) Assignee: **ConAgra Foods RDM, Inc.**, Omaha, NE (US)

(\*\*) Term: **14 Years**

(21) Appl. No.: **29/355,079**

(22) Filed: **Feb. 2, 2010**

(51) **LOC (9) Cl.** ..... **09-07**

(52) **U.S. Cl.** ..... **D9/447**

(58) **Field of Classification Search** ..... D9/724,  
D9/454, 453, 449, 448, 447, 435, 434, 418;  
D28/7; D24/129, 115; 604/414, 411, 403;  
422/103; 239/327; 222/522, 211, 209, 109;  
221/63; 220/254.1-254.4; 215/247; 206/824;  
141/329

See application file for complete search history.

(56) **References Cited**

U.S. PATENT DOCUMENTS

D190,254 S *	5/1961	Trexler .....	D9/447
D302,388 S *	7/1989	Huff .....	D9/447
D324,824 S *	3/1992	Hansen .....	D9/436
D329,379 S *	9/1992	Jorgensen et al. ....	D9/434
D524,649 S *	7/2006	Samartgis .....	D9/447
D556,040 S *	11/2007	Kawashima et al. ....	D9/529
D601,894 S *	10/2009	Cho et al. ....	D9/447

\* cited by examiner

*Primary Examiner*—Susan Bennett Hattan  
(74) *Attorney, Agent, or Firm*—Advent IP; Ryan T. Grace

(57) **CLAIM**

The ornamental design for a dispenser, as shown and described.

**DESCRIPTION**

FIG. 1 is a perspective view of a dispenser showing the new design.

FIG. 2 is a front view of the dispenser of FIG. 1.

FIG. 3 is a first side view of the dispenser of FIG. 1.


FIG. 4 is a second side view of the dispenser of FIG. 1.

FIG. 5 is a back view of the dispenser of FIG. 1; and,

FIG. 6 is a top view of the dispenser of FIG. 1.

Portions of FIGS. 1-6 are shown in dashed lines depict environmental matter only and form no part of the claimed design.

**1 Claim, 2 Drawing Sheets**






FIG. 1




FIG. 2






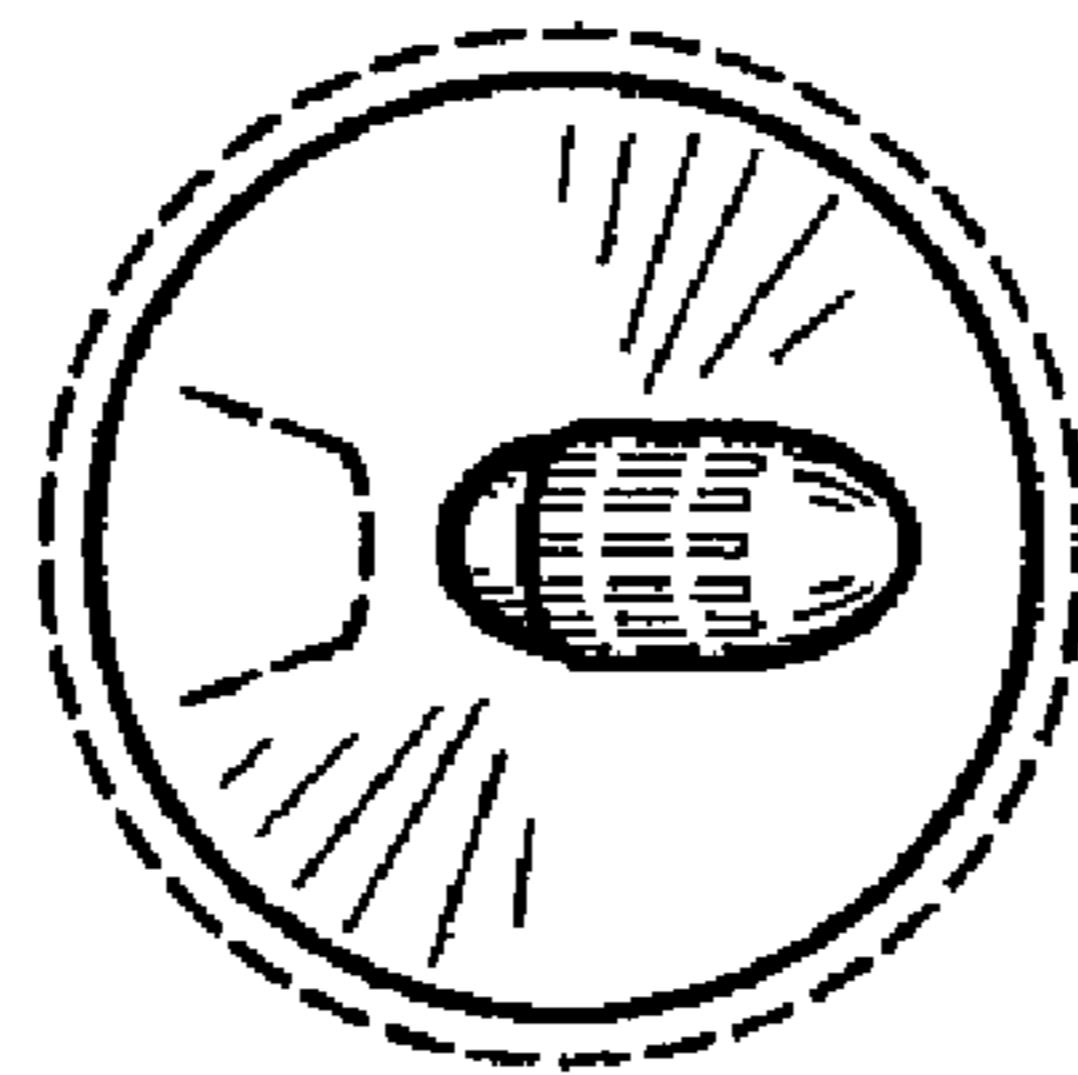
FIG. 3



*FIG. 4*



*FIG. 5*



*FIG. 6*