



US00D633379S

(12) **United States Design Patent**  
**Chambers et al.**

(10) **Patent No.:** **US D633,379 S**  
(45) **Date of Patent:** **\*\* Mar. 1, 2011**

(54) **ANCHOR**  
(75) Inventors: **Paul A. Chambers**, Harvard, MA (US);  
**Ralph Henry**, Franklin, MA (US)  
(73) Assignee: **American Earth Anchors, Inc.**,  
Franklin, MA (US)

6,685,728 B2 \* 2/2004 Sinnott et al. .... 606/232  
D492,586 S \* 7/2004 Rimer, Jr. .... D8/393  
D593,141 S \* 5/2009 Gaudron .... D15/139  
D602,161 S \* 10/2009 Yazdi .... D24/156  
D605,500 S \* 12/2009 Lee et al. .... D8/387  
D605,933 S \* 12/2009 Gaudron .... D8/385

\* cited by examiner

(\*\*) Term: **14 Years**

*Primary Examiner*—Holly H Baynham

*Assistant Examiner*—Sheryl Lane

(21) Appl. No.: **29/315,743**

(74) *Attorney, Agent, or Firm*—Pandiscio & Pandiscio

(22) Filed: **Jul. 20, 2009**

(57) **CLAIM**

(51) **LOC (9) Cl.** ..... **08-08**

I claim the ornamental design for an anchor, as shown and described.

(52) **U.S. Cl.** ..... **D8/387**

(58) **Field of Classification Search** ..... D8/385,  
D8/386, 393; D25/127, 131; D24/156; 411/30,  
411/31, 403, 352, 64, 174

See application file for complete search history.

**DESCRIPTION**

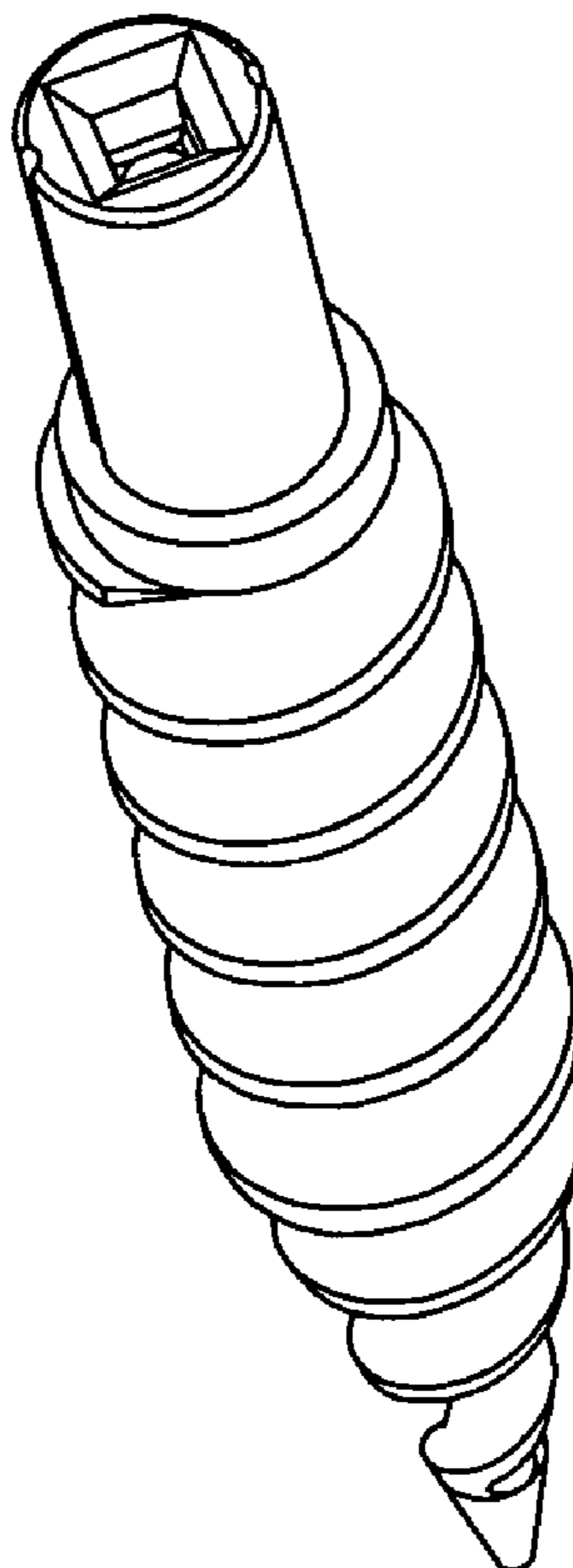
FIG. 1 is a perspective view of the anchor;  
FIG. 2 is a left side elevational view of the anchor;  
FIG. 3 is a front elevational view of the anchor;  
FIG. 4 is a rear elevational view of the anchor;  
FIG. 5 is a top plan view of the anchor;  
FIG. 6 is a bottom plan view of the anchor; and,  
FIG. 7 is a right side elevational view of the anchor.

(56) **References Cited**

U.S. PATENT DOCUMENTS

4,767,332 A \* 8/1988 Weissman ..... 433/225  
4,917,606 A \* 4/1990 Miller ..... 433/225  
D378,052 S \* 2/1997 Perreault ..... D8/387  
6,096,060 A \* 8/2000 Fitts et al. .... 606/232  
D462,895 S \* 9/2002 Gaudron ..... D8/385

**1 Claim, 2 Drawing Sheets**






FIG. 1

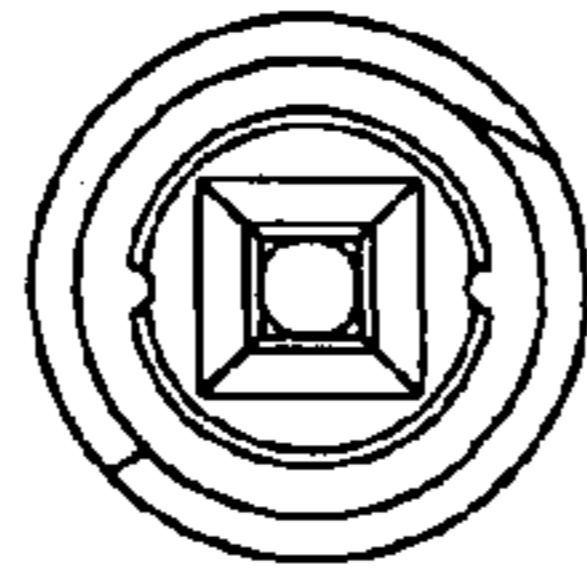


FIG. 5

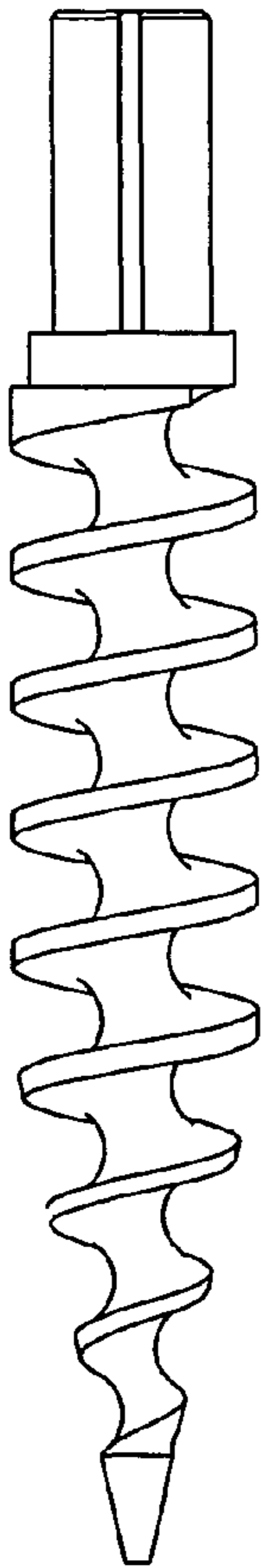


FIG. 2




FIG. 3

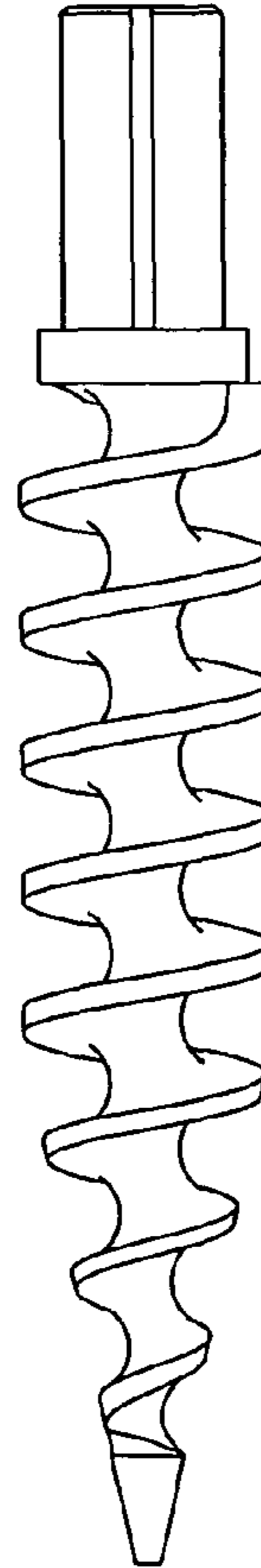


FIG. 7

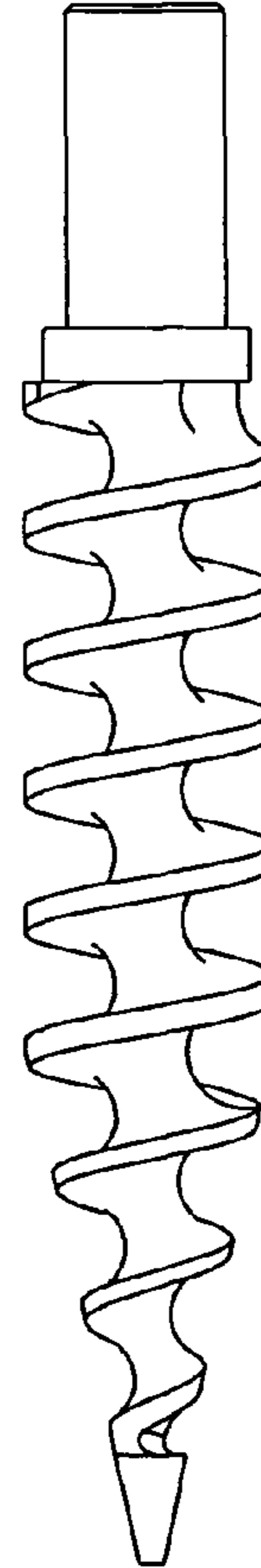


FIG. 4

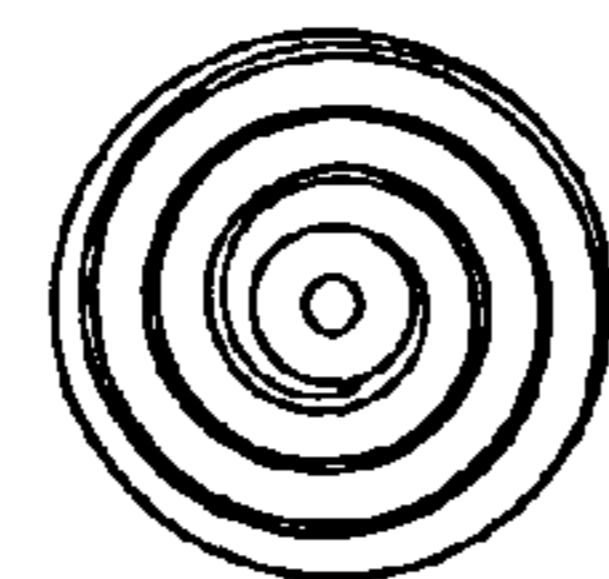


FIG. 6