



US00D633370S

(12) **United States Design Patent**  
**Rand**

(10) **Patent No.:** **US D633,370 S**  
(45) **Date of Patent:** **\*\* Mar. 1, 2011**

(54) **FLYING V GUITAR KEY**  
(76) Inventor: **David W. Rand**, Longmont, CO (US)  
(\*\*) Term: **14 Years**  
(21) Appl. No.: **29/365,332**  
(22) Filed: **Jul. 8, 2010**  
(51) **LOC (9) Cl.** ..... **08-07**  
(52) **U.S. Cl.** ..... **D8/348**  
(58) **Field of Classification Search** ..... D8/347,  
D8/348; 70/271, 278.2, 336, 344-348, 357,  
70/382, 393, 429, 469, 448; D17/14, 20,  
D17/21; 84/173, 209, 298, 307  
See application file for complete search history.

D449,500 S 10/2001 Kelleghan  
D461,701 S 8/2002 Kang  
6,473,022 B1 10/2002 Wu  
D492,186 S 6/2004 Howard  
D501,395 S 2/2005 Kelleghan  
D544,767 S 6/2007 Kelleghan  
D566,524 S 4/2008 Daas  
D575,628 S 8/2008 Strawn  
7,435,178 B1 10/2008 Tam et al.  
D586,646 S 2/2009 Rand  
D589,512 S 3/2009 Gray  
D607,710 S 1/2010 Rand  
D608,618 S 1/2010 Rand  
D613,148 S 4/2010 Rand  
D622,577 S 8/2010 Rand

\* cited by examiner

*Primary Examiner*—Prabhakar Deshmukh  
(74) *Attorney, Agent, or Firm*—Patent Law Offices of Rick Martin, P.C.

(56) **References Cited**

U.S. PATENT DOCUMENTS

D110,534 S \* 7/1938 Agnini et al. .... D11/53  
2,529,815 A \* 11/1950 Rothe ..... 40/330  
2,824,478 A 2/1958 Shultz  
D183,703 S \* 10/1958 O’Kane ..... D6/557  
2,903,935 A 9/1959 Raze  
D189,660 S \* 1/1961 Vermylen ..... D1/113  
D190,508 S 6/1961 Roger  
3,427,833 A 2/1969 Lempke  
D220,650 S 5/1971 Poznanovich  
D225,301 S 12/1972 Uliano  
D286,400 S 10/1986 Moller  
D286,413 S 10/1986 DeFrancesco  
D293,730 S 1/1988 Blatnick  
4,974,486 A 12/1990 Wallace  
D329,668 S 9/1992 Connelly  
5,577,403 A \* 11/1996 Steeley ..... 70/456 R  
D386,373 S 11/1997 Weinmuller  
D397,027 S 8/1998 Brown  
D417,834 S 12/1999 Rompel  
D418,646 S 1/2000 Hampshire  
D418,859 S 1/2000 Herbold  
6,184,804 B1 2/2001 Harrison

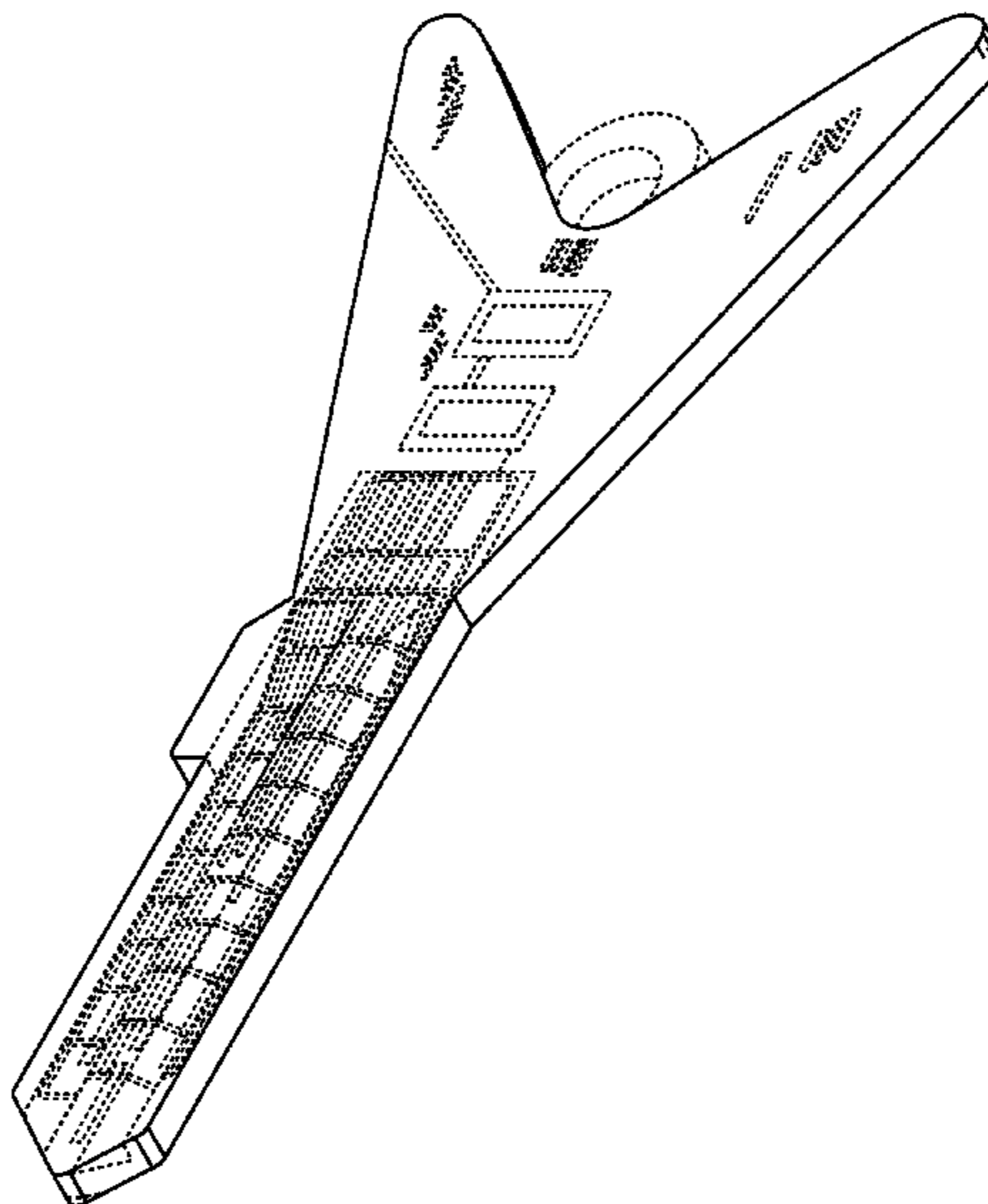
(57) **CLAIM**

The ornamental design for a flying V guitar key, as shown and described.

**DESCRIPTION**

FIG. 1 is a perspective view of a flying V guitar key showing my new design;  
FIG. 2 is a top plan view thereof;  
FIG. 3 is a bottom plan view thereof;  
FIG. 4 is a left side elevational view thereof;  
FIG. 5 is a right side elevational view thereof;  
FIG. 6 is a front elevational view thereof; and,  
FIG. 7 is a rear elevational view thereof.  
Portions of the flying V guitar key shown in broken lines form no part of the claimed design.

**1 Claim, 4 Drawing Sheets**



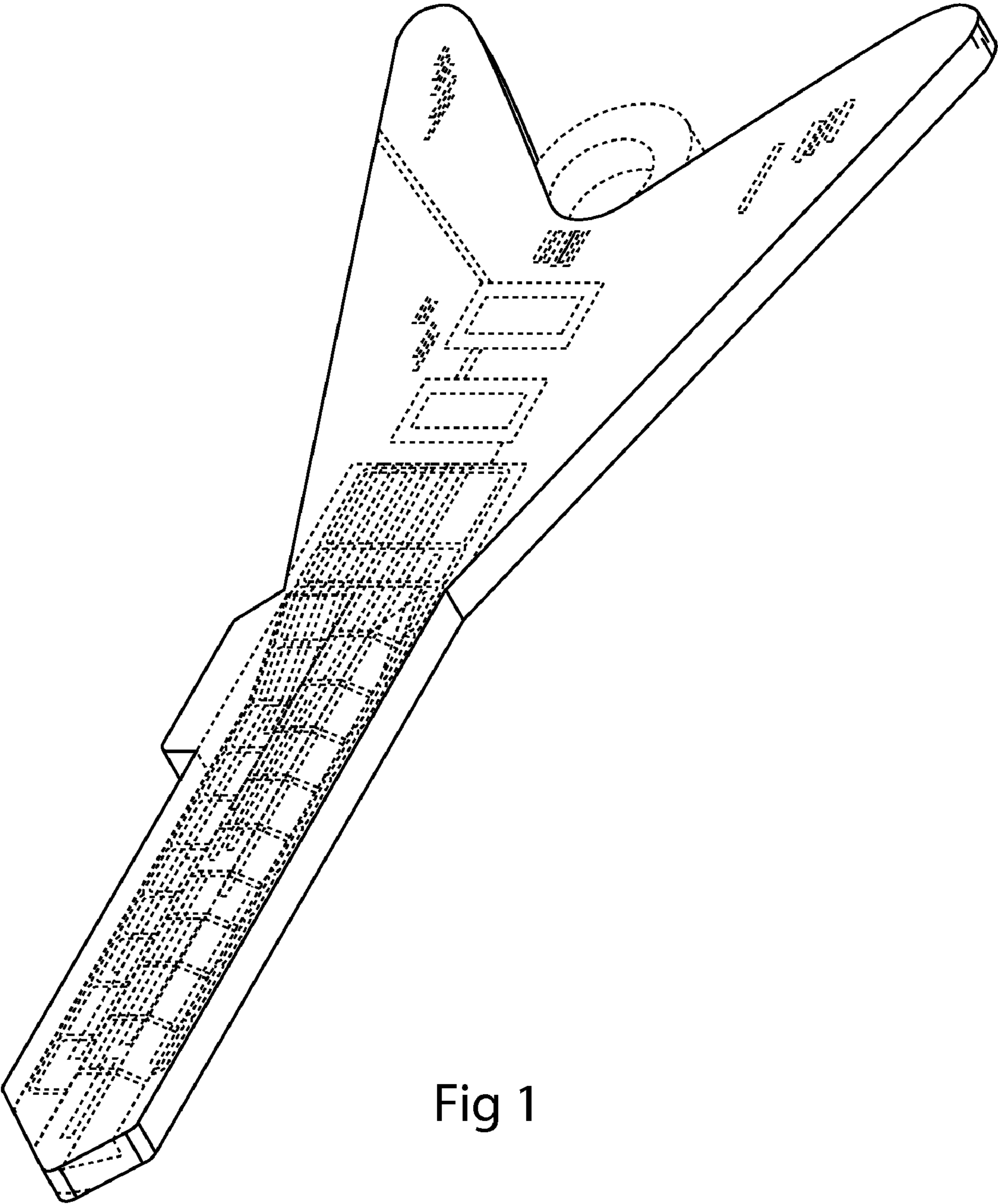


Fig 1

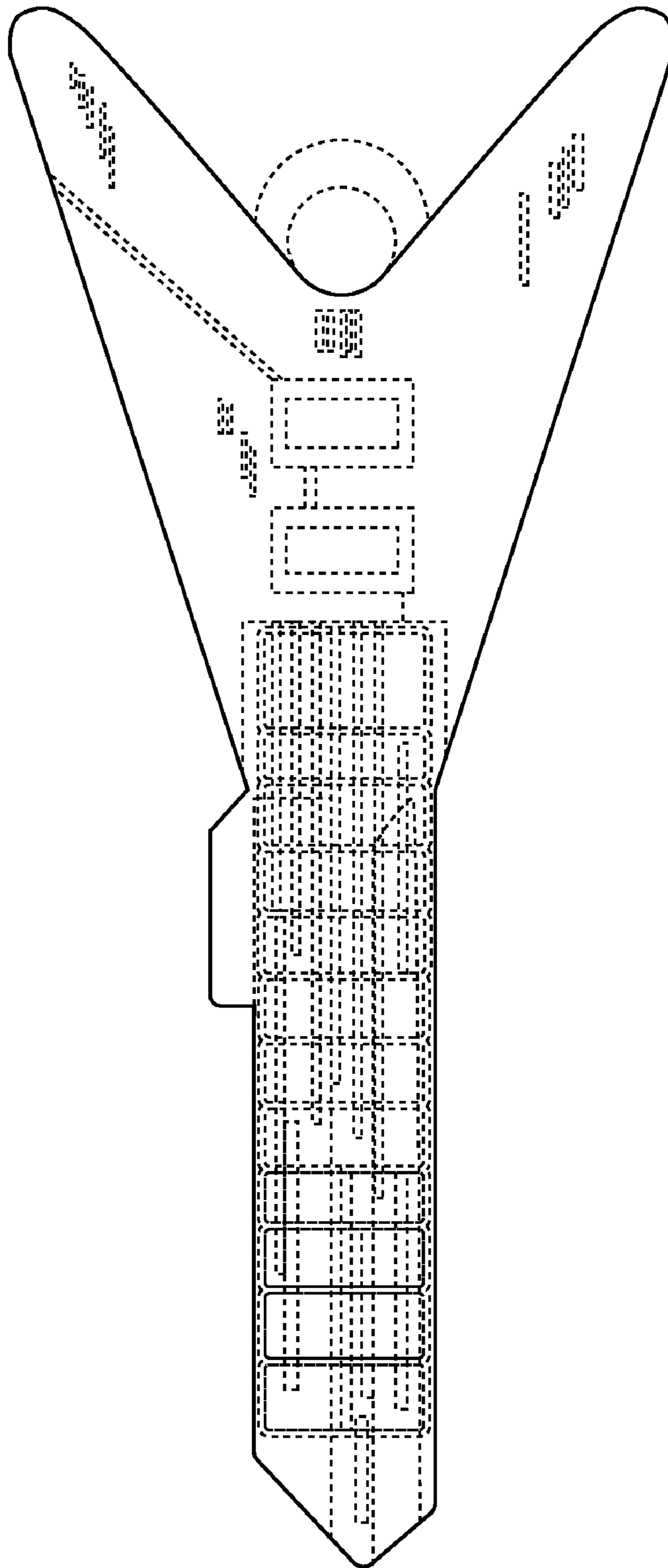


Fig 2

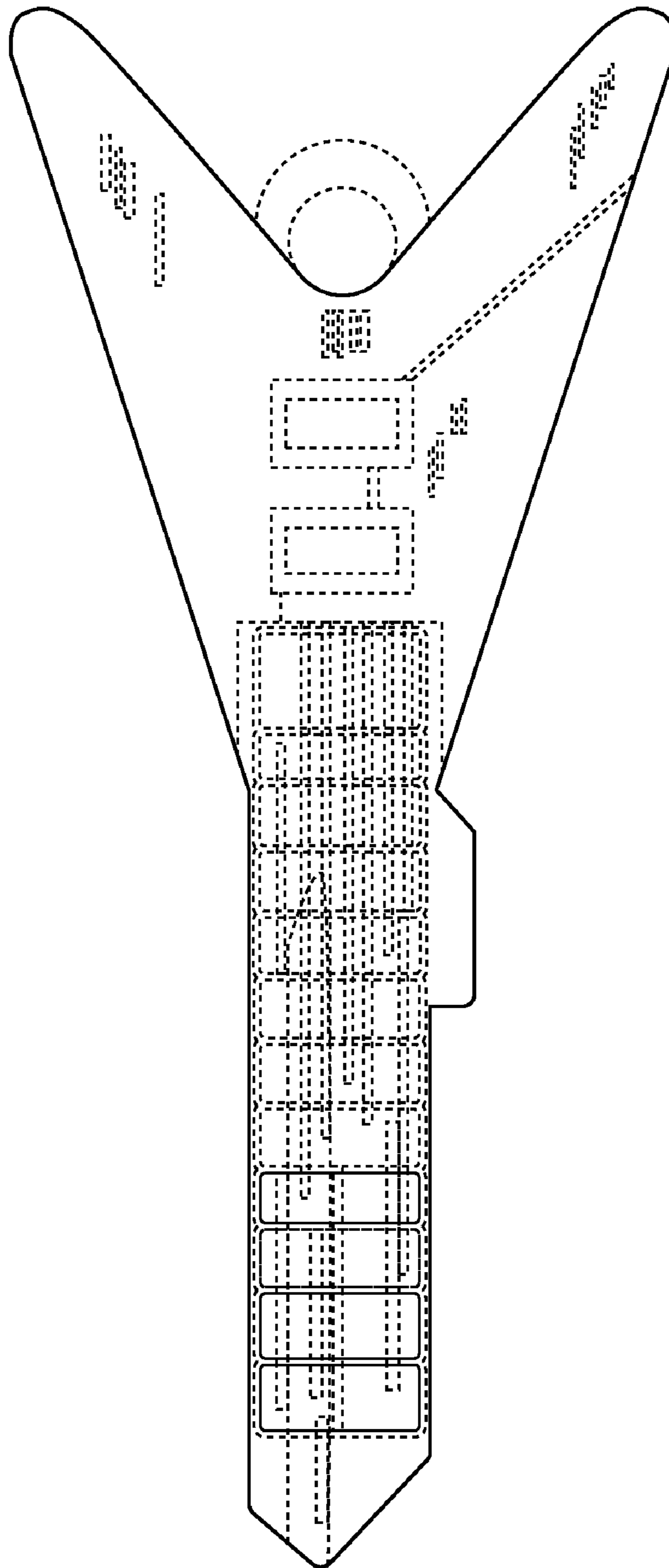


Fig 3

Fig 4

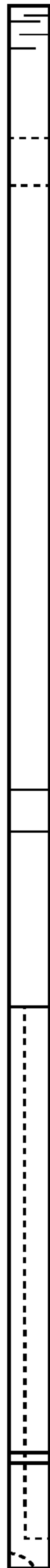


Fig 5

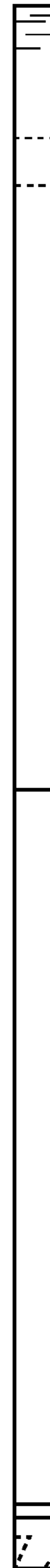


Fig 6



Fig 7

