



US00D633369S

(12) **United States Design Patent**
Atteridge et al.

(10) **Patent No.:** **US D633,369 S**

(45) **Date of Patent:** **** Mar. 1, 2011**

(54) **COMBINATION LOCK**

(76) Inventors: **Christopher Atteridge**, Palm Beach Gardens, FL (US); **Annette M. Atteridge**, Palm Beach Gardens, FL (US)

(**) Term: **14 Years**

(21) Appl. No.: **29/348,913**

(22) Filed: **Feb. 19, 2010**

(51) **LOC (9) Cl.** **08-07**

(52) **U.S. Cl.** **D8/333**

(58) **Field of Classification Search** D8/330,
D8/331, 333, 343, 339, 336; 70/14-16, 18,
70/57, 25, 158, 163-168, 233, 38 A, 38 C
See application file for complete search history.

(56) **References Cited**

U.S. PATENT DOCUMENTS

D332,387 S * 1/1993 Ling D8/333
5,433,092 A * 7/1995 Kuo 70/46
D391,142 S * 2/1998 Winner D8/333

D398,830 S * 9/1998 Winner D8/333
D433,310 S * 11/2000 Luquire D8/333
D433,312 S * 11/2000 Luquire D8/333
D488,647 S * 4/2004 Ford et al. D6/489
7,121,124 B1 * 10/2006 Winery 70/38 C
D541,136 S * 4/2007 Winery D8/333

* cited by examiner

Primary Examiner—Prabhakar Deshmukh
(74) *Attorney, Agent, or Firm*—Richard K Thomson

(57) **CLAIM**

The ornamental design for a combination lock, as shown and described.

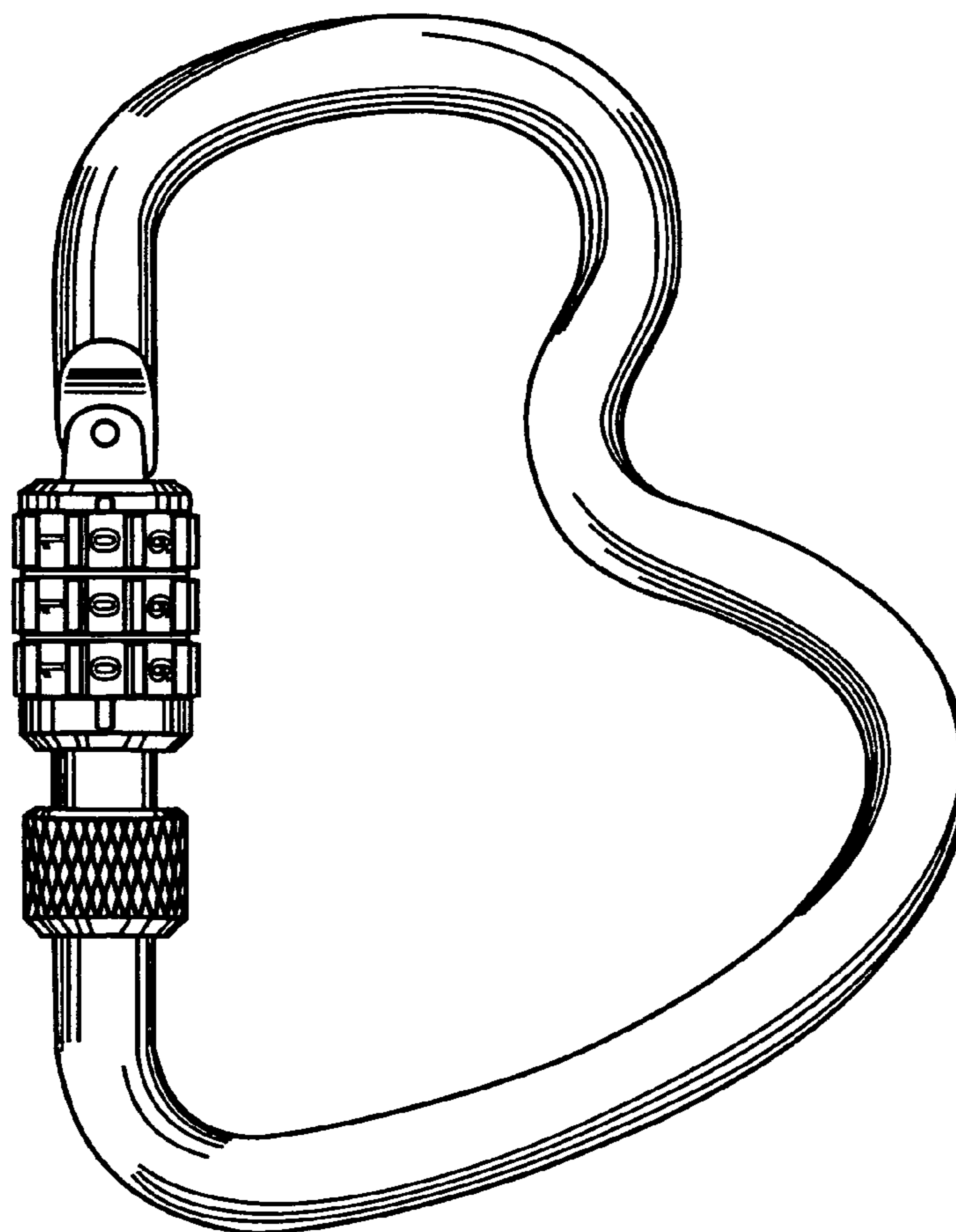
DESCRIPTION

FIG. 1 is a rear elevational view of a combination lock showing our new design;

FIG. 2 is a right side elevational view thereof, the left side elevational view being a mirror image thereof; and,

FIG. 3 is a front elevational view thereof.

1 Claim, 3 Drawing Sheets



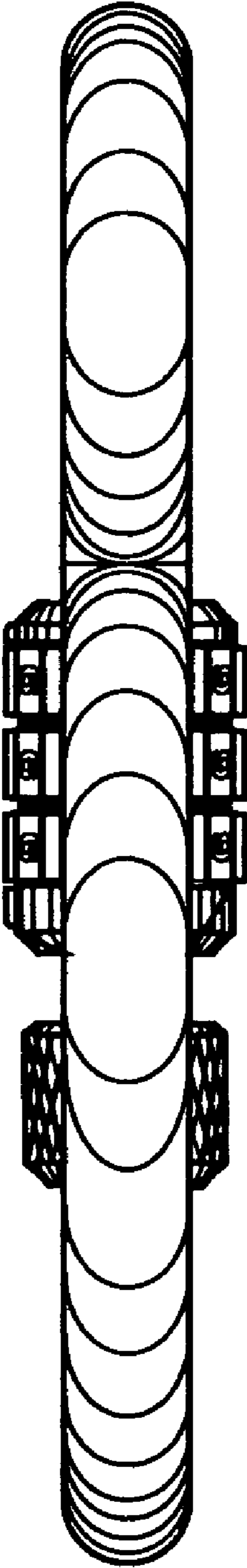


Fig. 1

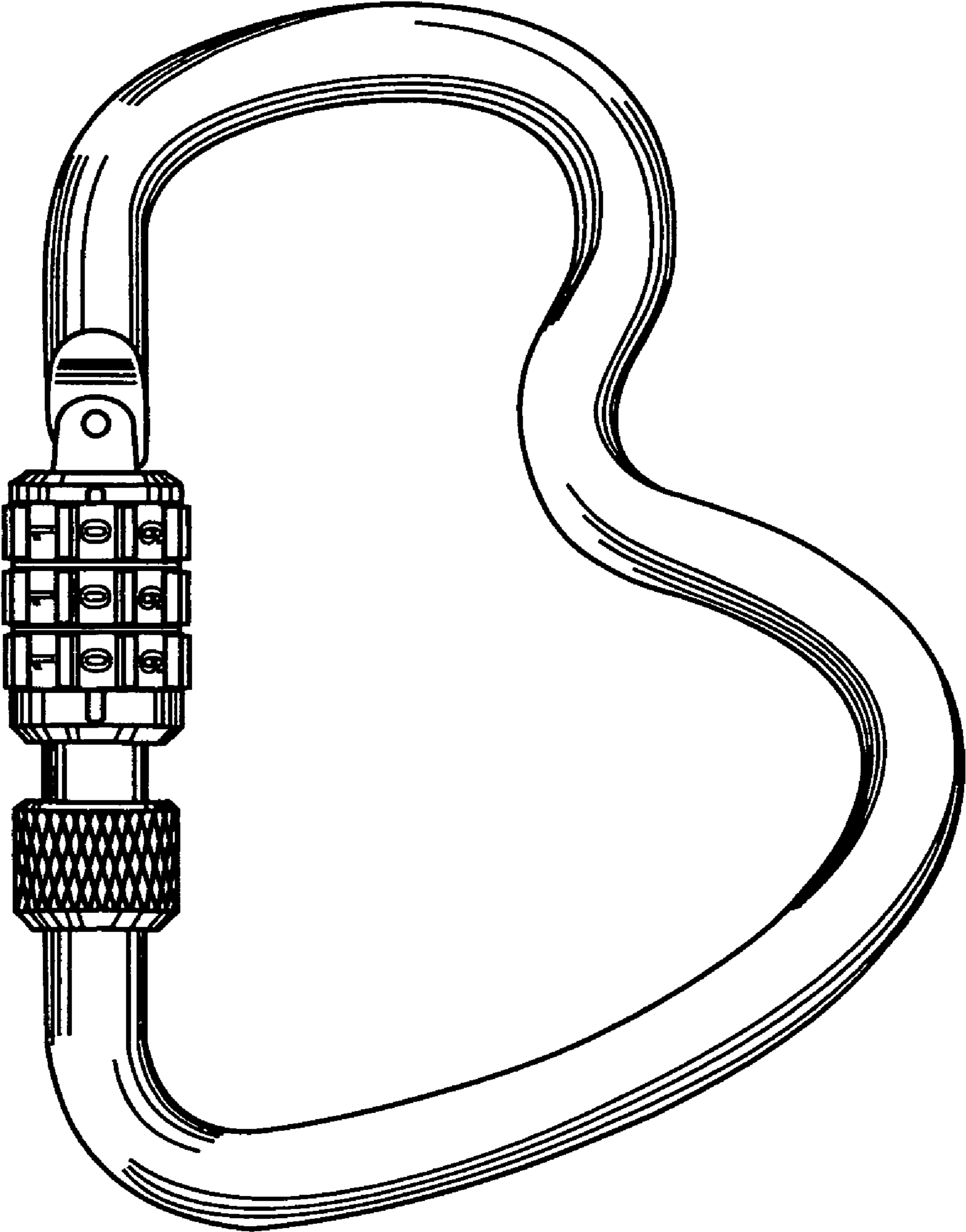


Fig. 2




Fig. 3