



US00D633360S

(12) **United States Design Patent**
Shih

(10) **Patent No.:** **US D633,360 S**
(45) **Date of Patent:** **** Mar. 1, 2011**

(54) **HACKSAW FRAME**

(76) Inventor: **Leo Shih**, Taichung (TW)

(**) Term: **14 Years**

(21) Appl. No.: **29/350,880**

(22) Filed: **Nov. 24, 2009**

(51) **LOC (9) Cl.** **08-03**

(52) **U.S. Cl.** **D8/96**

(58) **Field of Classification Search** D8/95,
D8/96, 97, 107; 30/166.3, 506–509, 511,
30/513–515, 517–518, 522–523

See application file for complete search history.

(56) **References Cited**

U.S. PATENT DOCUMENTS

D403,224 S *	12/1998	Martin et al.	D8/96
D428,321 S *	7/2000	Ranieri et al.	D8/96
6,230,412 B1 *	5/2001	Lin	30/512
6,266,887 B1 *	7/2001	Owens et al.	30/513
D455,628 S *	4/2002	Douglas	D8/96
D475,600 S *	6/2003	Huang	D8/96
D486,714 S *	2/2004	Chen	D8/96
D492,567 S *	7/2004	Jimenez et al.	D8/96
6,820,340 B1 *	11/2004	Martin et al.	30/506
D513,473 S *	1/2006	Huang	D8/96

D536,230 S * 2/2007 Dufour D8/96

* cited by examiner

Primary Examiner—Philip S Hyder
Assistant Examiner—Roselynn Cody

(57) **CLAIM**

The ornamental design for a hacksaw frame, as shown and described.

DESCRIPTION

FIG. 1 is a perspective view of a hacksaw frame showing my new design;

FIG. 2 is a front elevational view thereof;

FIG. 3 is a rear elevational view thereof;

FIG. 4 is a left side elevational view thereof;

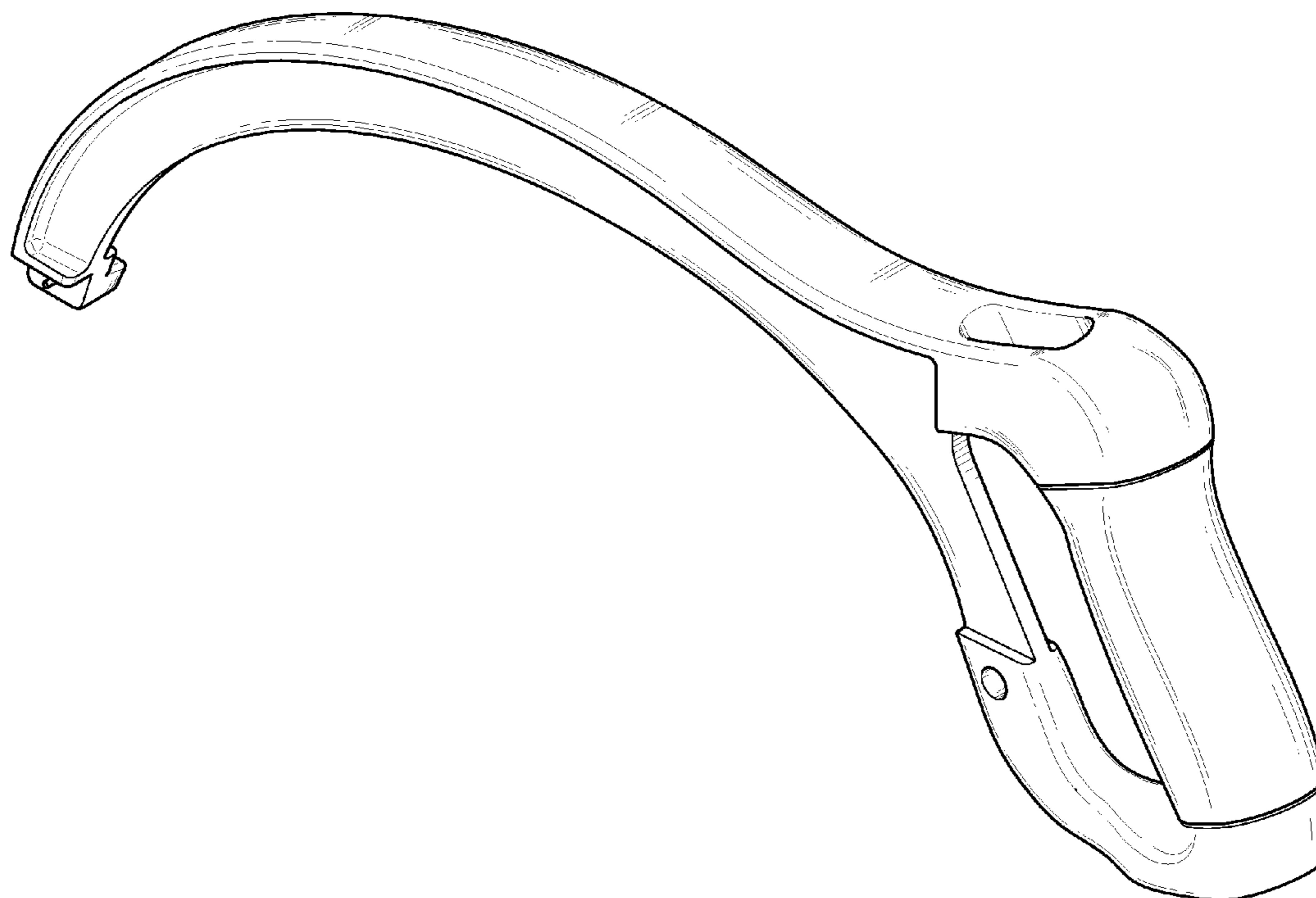
FIG. 5 is a right side elevational view thereof;

FIG. 6 is a top plan view thereof;

FIG. 7 is a bottom plan view thereof; and,

FIG. 8 is a perspective view of the hacksaw frame, wherein the broken line showing of a saw blade is illustrative of environment structure and forms no part of the claimed design.

1 Claim, 7 Drawing Sheets



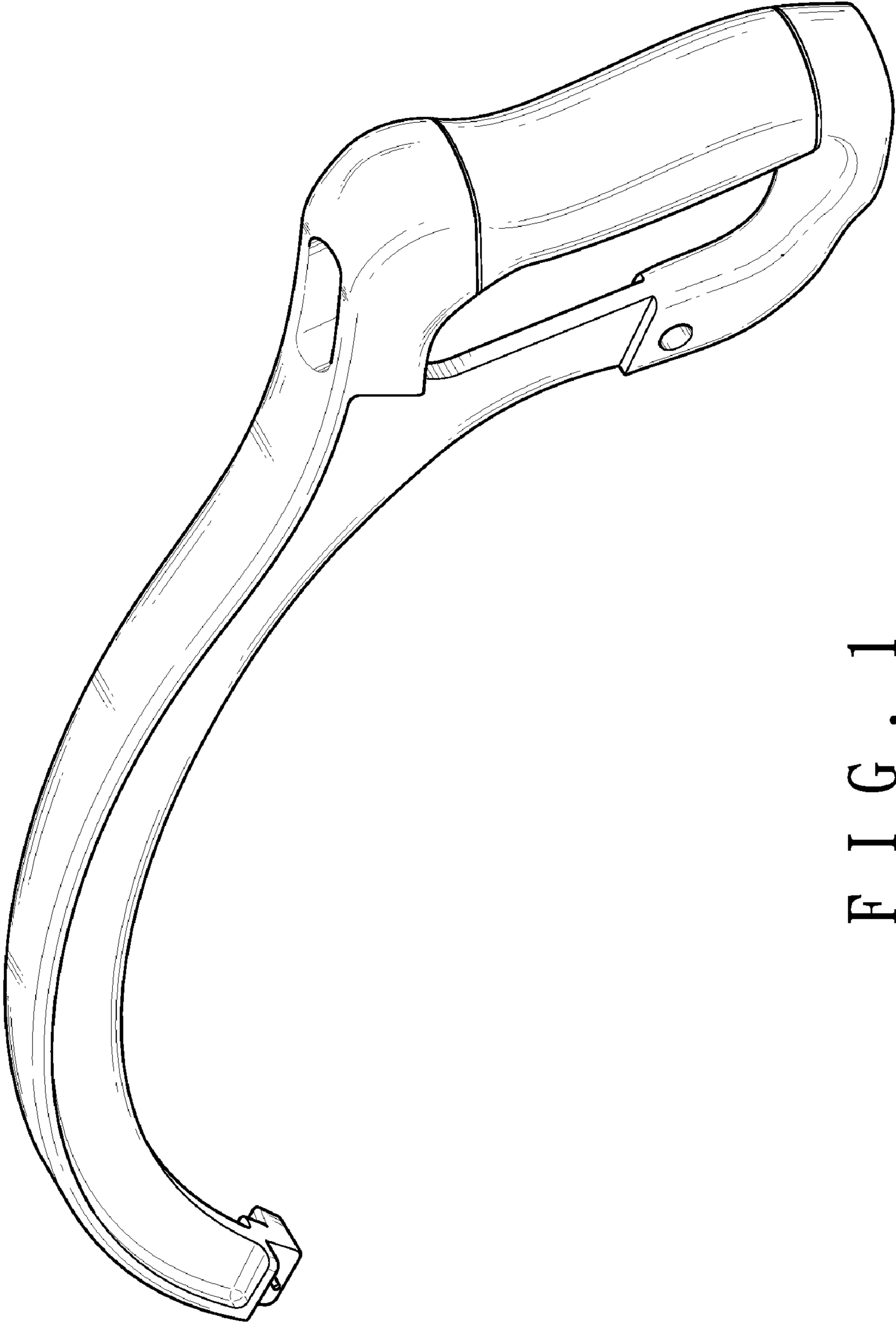


FIG. 1

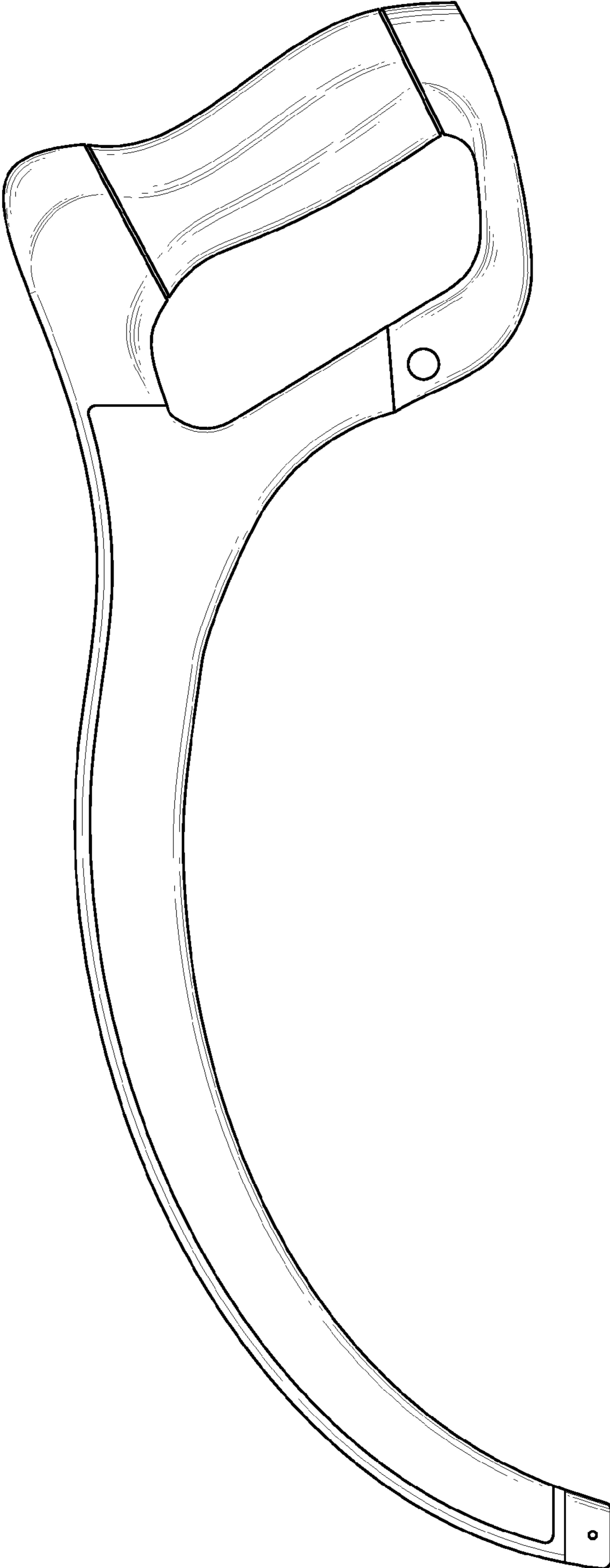


FIG. 2

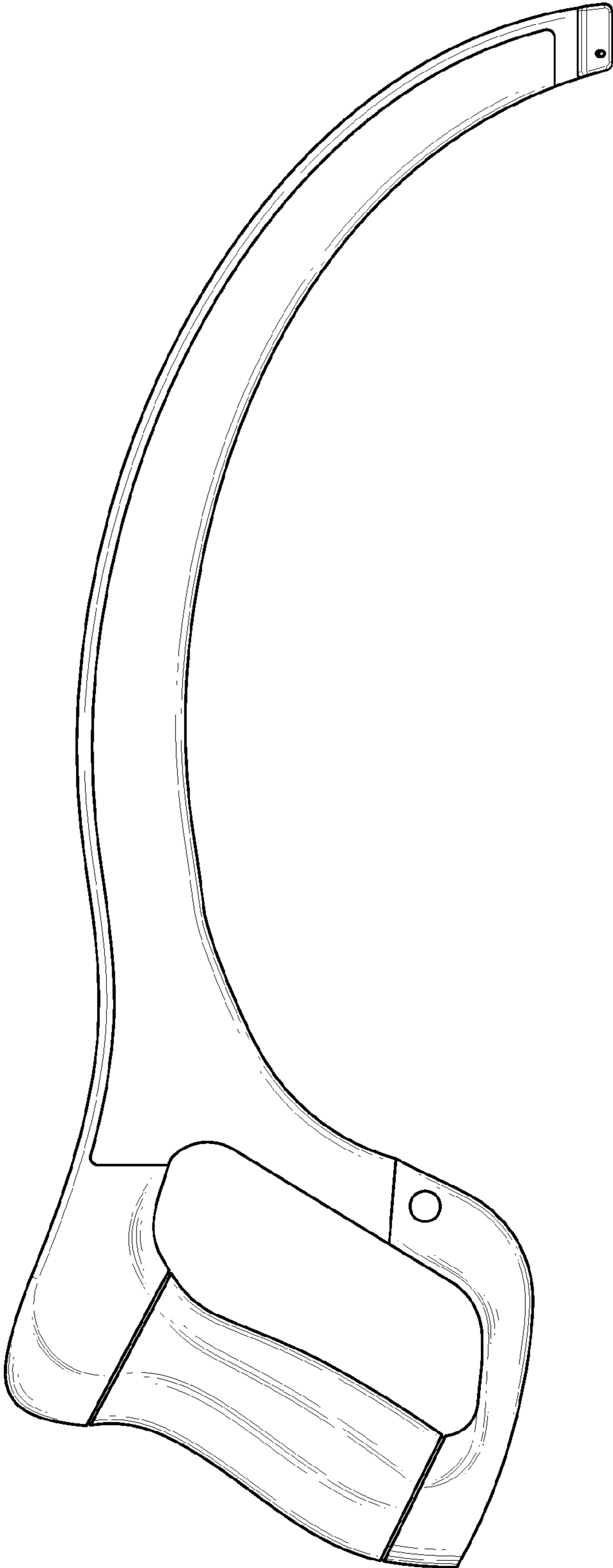


FIG. 3




FIG. 5



FIG. 4

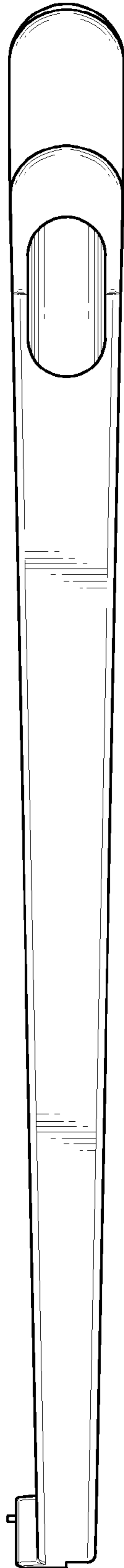


FIG. 6

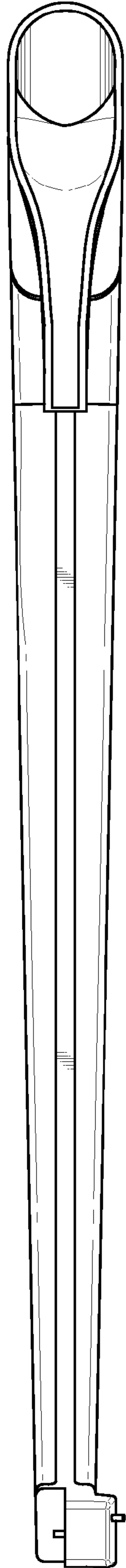


FIG. 7

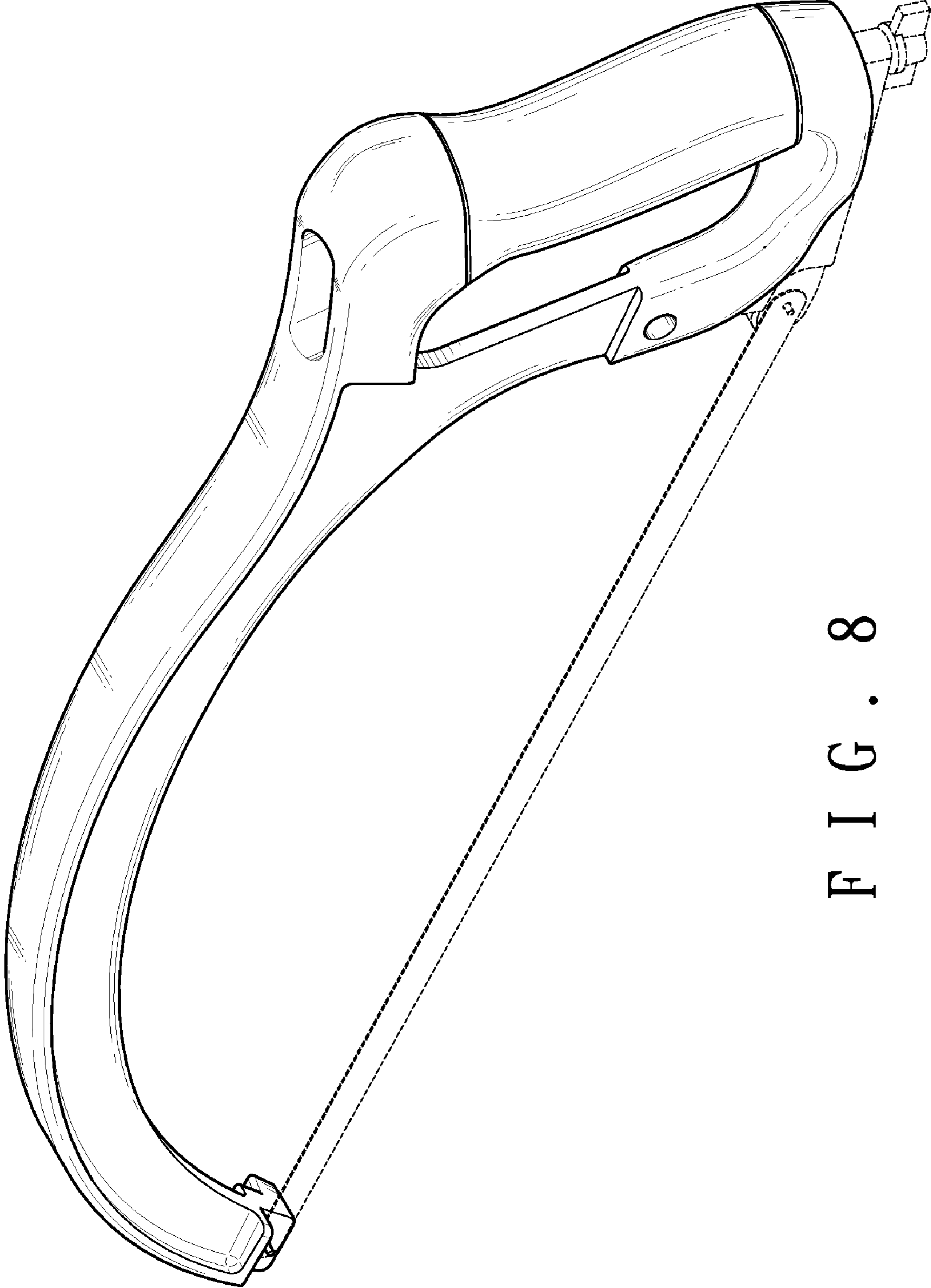


FIG. 8