



US00D633358S

(12) **United States Design Patent**  
**Deguglimo et al.**

(10) **Patent No.:** **US D633,358 S**  
(45) **Date of Patent:** **\*\* Mar. 1, 2011**

(54) **STUBBY SCREWDRIVER HANDLE**

(75) Inventors: **Joseph Deguglimo**, Boca Raton, FL  
(US); **Glenn Robinson**, Coral Springs,  
FL (US); **Michael Garcia**, Coral  
Springs, FL (US)

(73) Assignee: **IBT Holdings, LLC**, Deerfield Beach,  
FL (US)

(\*\*) Term: **14 Years**

(21) Appl. No.: **29/349,262**

(22) Filed: **Mar. 22, 2010**

(51) **LOC (9) Cl.** ..... **08-04**

(52) **U.S. Cl.** ..... **D8/83**

(58) **Field of Classification Search** ..... D8/25,  
D8/82-85, 87, 107; 16/110.1; 81/177.1,  
81/177.4, 436-440, 489

See application file for complete search history.

(56) **References Cited**

U.S. PATENT DOCUMENTS

D201,171 S	*	5/1965	Knudsen et al.	.....	D8/83
D431,989 S	*	10/2000	Lai	.....	D8/83
D494,824 S	*	8/2004	Hernandez	.....	D8/47
D532,277 S	*	11/2006	Shih	.....	D8/107
D532,278 S	*	11/2006	Shih	.....	D8/107
D558,009 S	*	12/2007	Kinsky	.....	D8/25
D610,433 S	*	2/2010	Garcia et al.	.....	D8/107

D610,895 S	*	3/2010	Garcia et al.	.....	D8/107
D614,930 S	*	5/2010	Garcia et al.	.....	D8/83
D617,169 S	*	6/2010	Robinson et al.	.....	D8/107
D617,170 S	*	6/2010	Lai	.....	D8/107
D619,866 S	*	7/2010	Deguglimo et al.	.....	D8/25
D621,237 S	*	8/2010	Papenfuss	.....	D8/47

\* cited by examiner

*Primary Examiner*—Philip S Hyder

*Assistant Examiner*—Roselyne Cody

(74) *Attorney, Agent, or Firm*—Dan M. Dela Rosa

(57) **CLAIM**

The ornamental design for a stubby screwdriver handle, as shown and described.

**DESCRIPTION**

FIG. 1 is a front perspective view of the stubby screwdriver handle of the present invention showing my new design;

FIG. 2 is a front side elevational view thereof;

FIG. 3 is a back side elevational view thereof;

FIG. 4 is a side elevational view thereof;

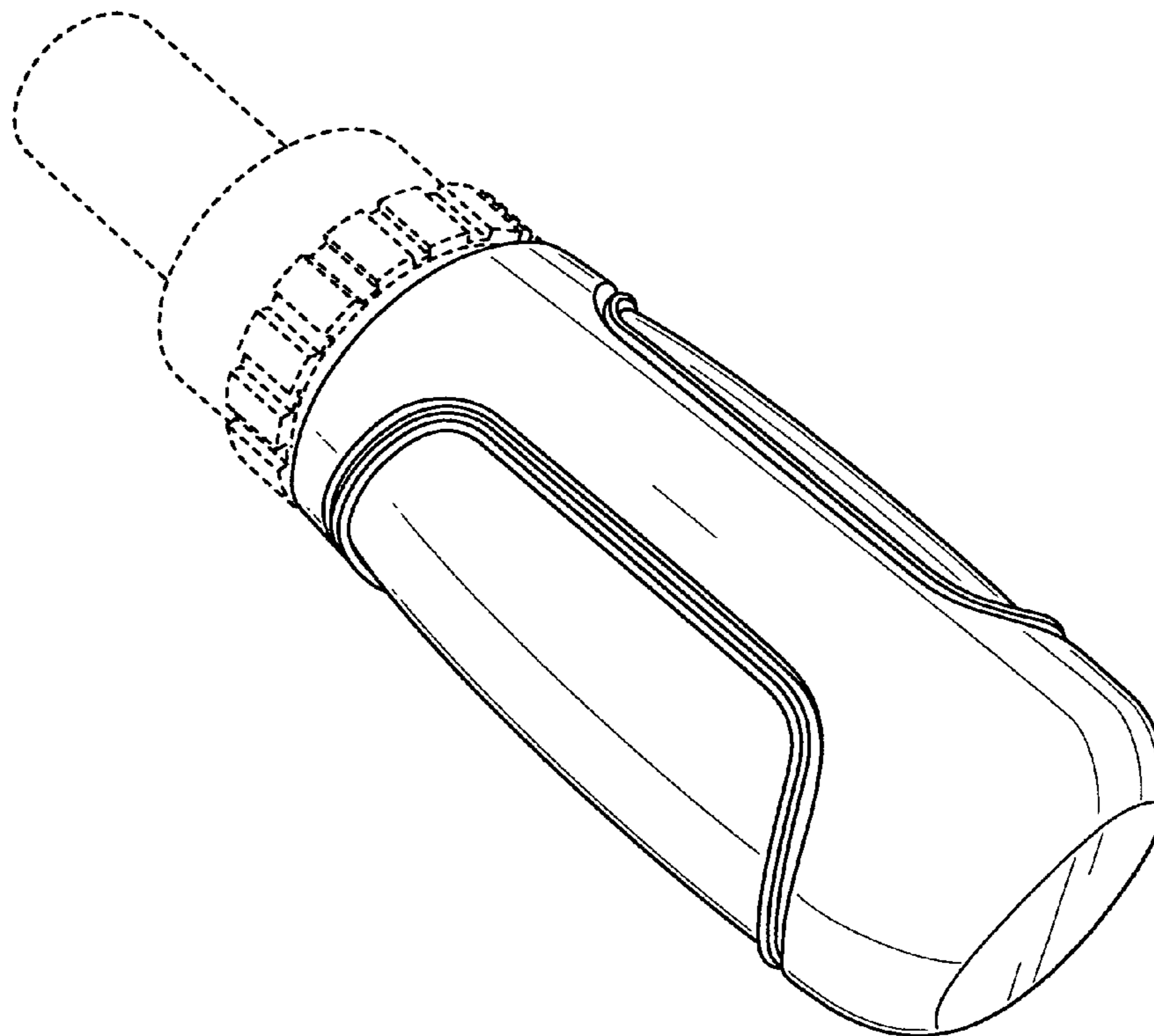
FIG. 5 is another side elevational view thereof;

FIG. 6 is a top plan view thereof; and,

FIG. 7 is a bottom plan view thereof.

The broken lines in the drawings illustrate elements that form no part of the claimed design.

**1 Claim, 4 Drawing Sheets**



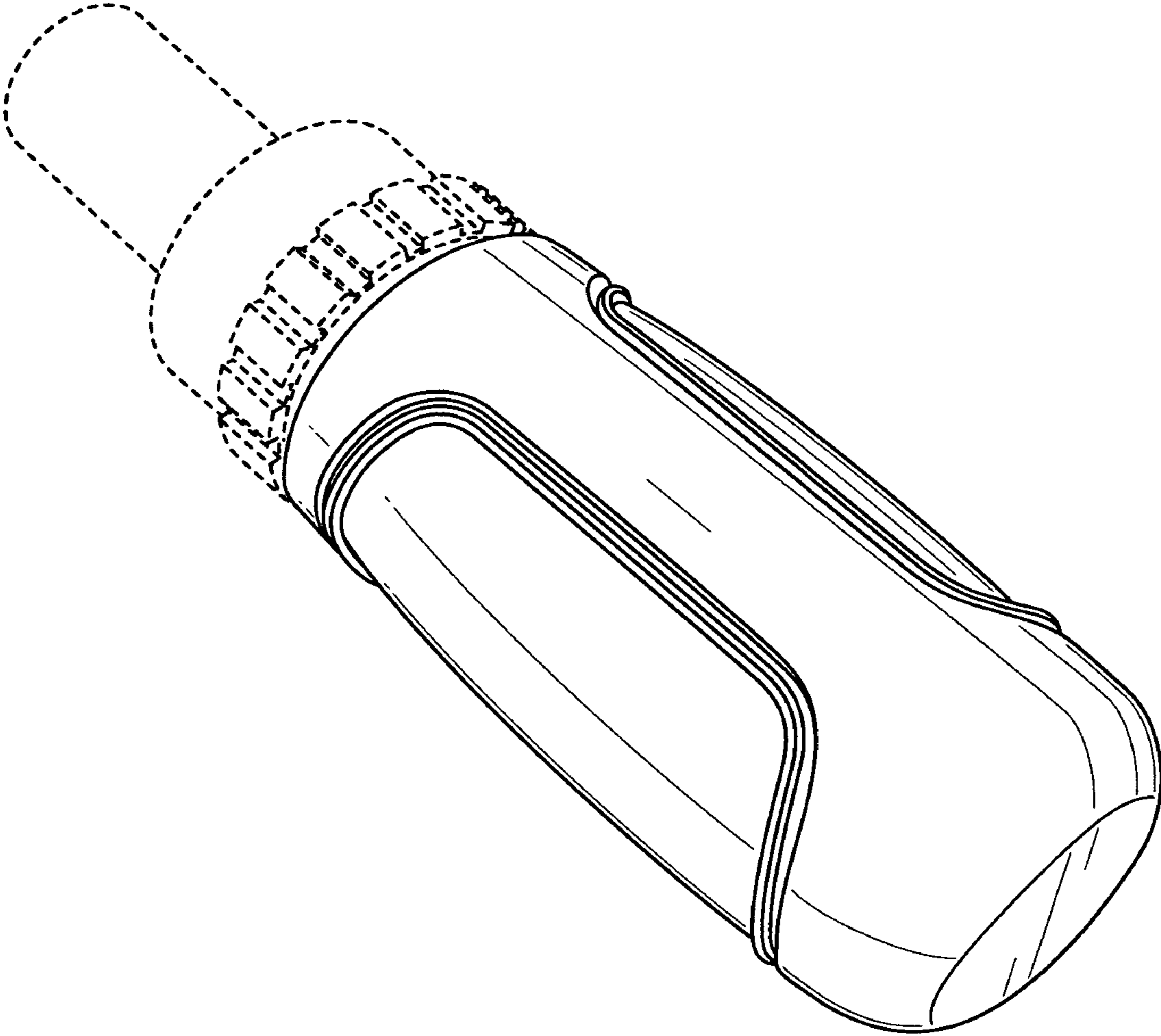


FIG. 1




FIG. 2




FIG. 3

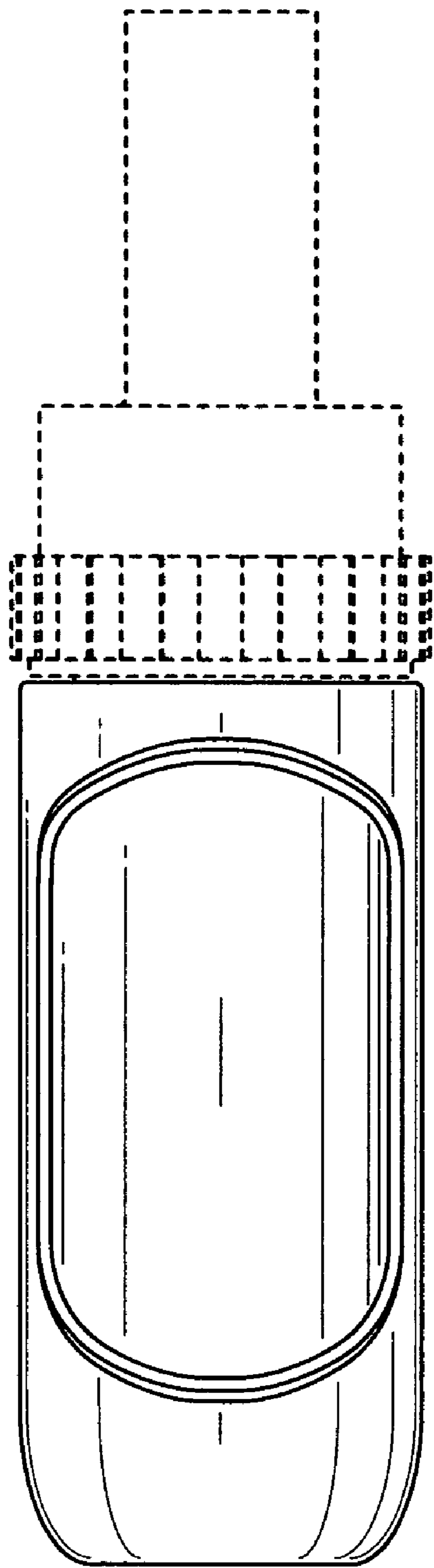


FIG. 4

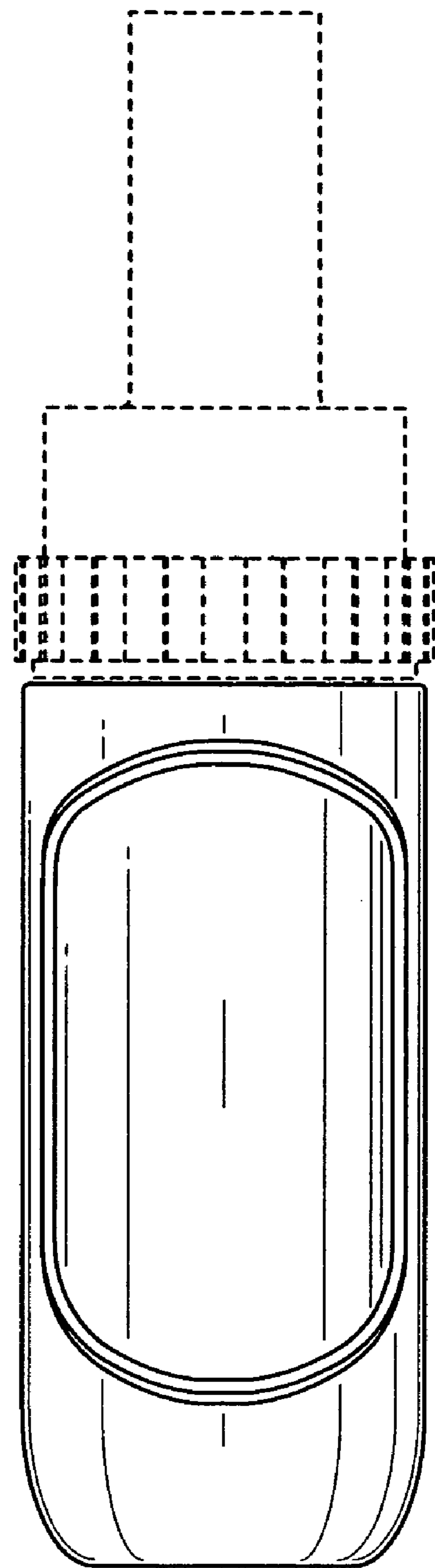


FIG. 5

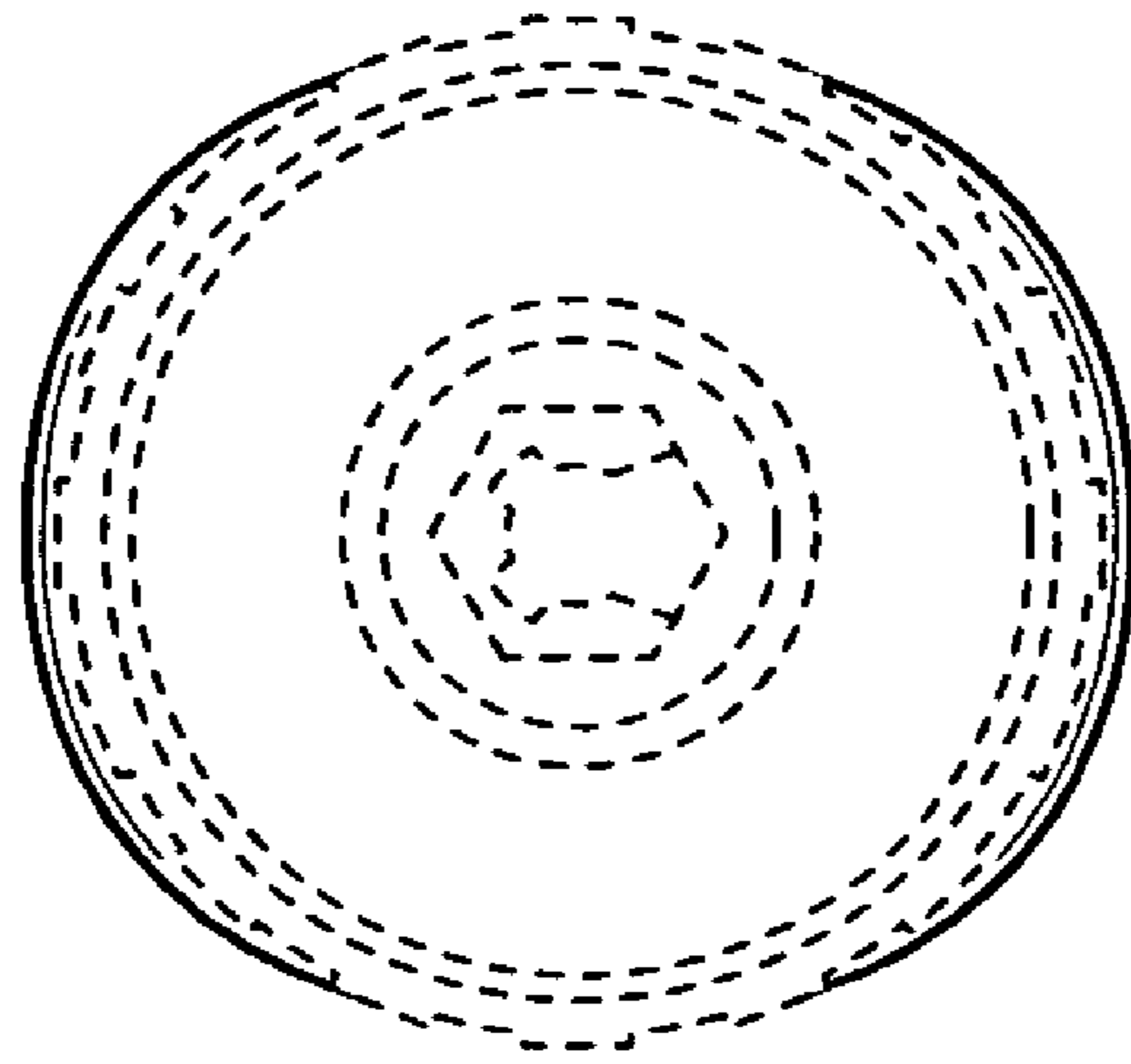


FIG. 6

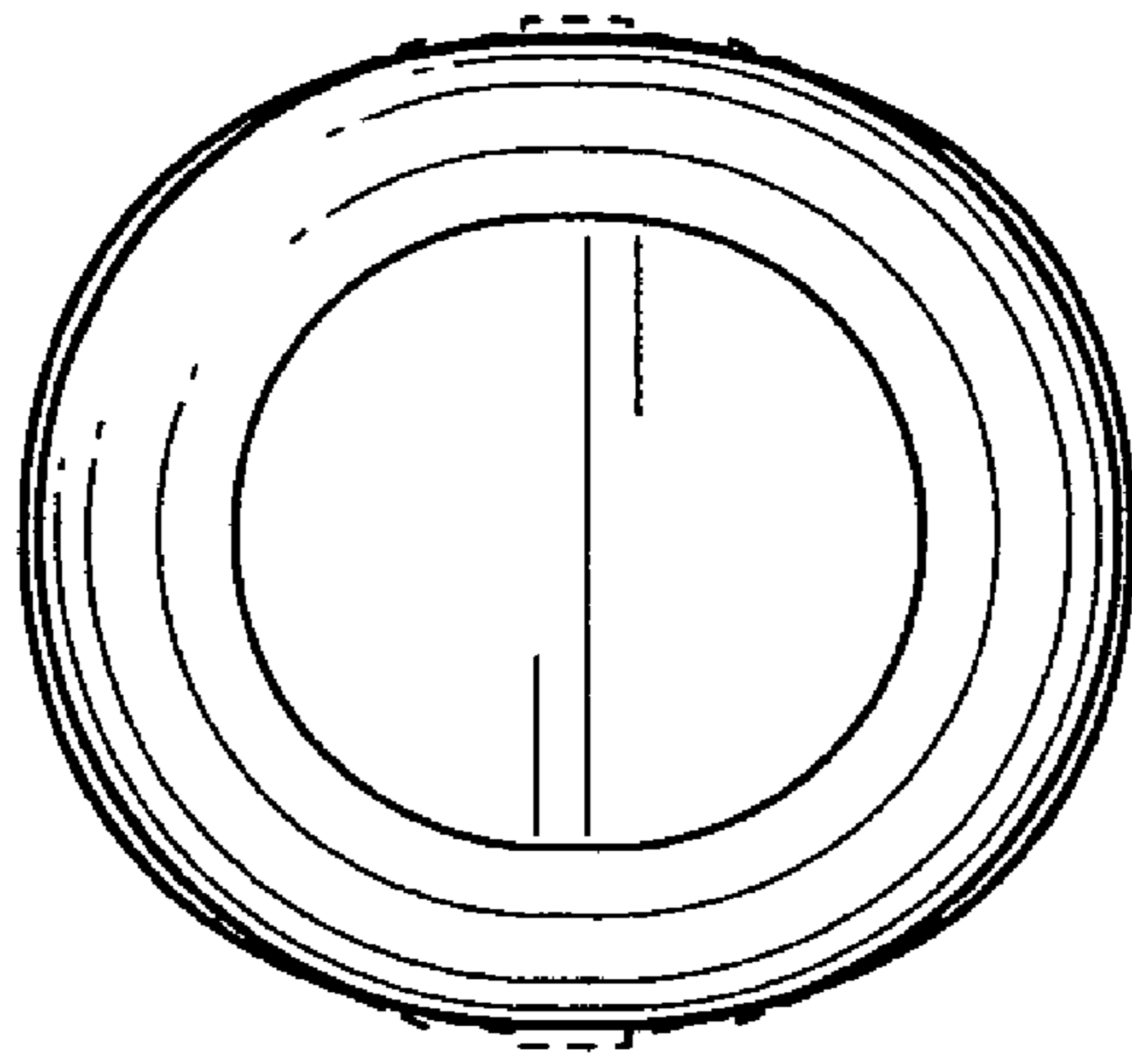


FIG. 7