



US00D633349S

(12) **United States Design Patent**  
**Schmidt**

(10) **Patent No.:** **US D633,349 S**

(45) **Date of Patent:** **\*\* Mar. 1, 2011**

(54) **SCISSOR KNIFE**

D544,765 S \* 6/2007 Peterson et al. .... D7/693

(76) Inventor: **Jordan Schmidt**, Westwood, NJ (US)

\* cited by examiner

(\*\*) Term: **14 Years**

*Primary Examiner*—Terry A Wallace

(74) *Attorney, Agent, or Firm*—Tutunjian & Bitetto, P.C.

(21) Appl. No.: **29/364,231**

(22) Filed: **Jun. 21, 2010**

(57) **CLAIM**

The ornamental design for a scissor knife, as shown and described.

(51) **LOC (9) Cl.** ..... **07-06**

(52) **U.S. Cl.** ..... **D7/693**

(58) **Field of Classification Search** ..... D7/693;  
D8/56–58; 7/125, 129, 132–135; 30/134,  
30/135, 142, 146, 149, 150, 194, 223, 258,  
30/260, 262

**DESCRIPTION**

See application file for complete search history.

FIG. 1 is a left side perspective view of the scissor knife open showing my new design;

FIG. 2 is a right side perspective view thereof;

FIG. 3 is a left side view thereof;

FIG. 4 is a right side perspective view thereof;

FIG. 5 is a top view thereof;

FIG. 6 is a bottom view thereof.

FIG. 7 is a front view thereof; and,


FIG. 8 is a rear view thereof.

(56) **References Cited**

**U.S. PATENT DOCUMENTS**

6,308,421	B1 *	10/2001	Wang	.....	30/178
6,453,560	B1 *	9/2002	Silver et al.	.....	30/134
6,647,627	B2 *	11/2003	Nickel	.....	30/135
D483,628	S *	12/2003	Smith	.....	D7/693
D488,963	S *	4/2004	Silver et al.	.....	D7/693
D503,875	S *	4/2005	Ronan et al.	.....	D7/693

**1 Claim, 4 Drawing Sheets**



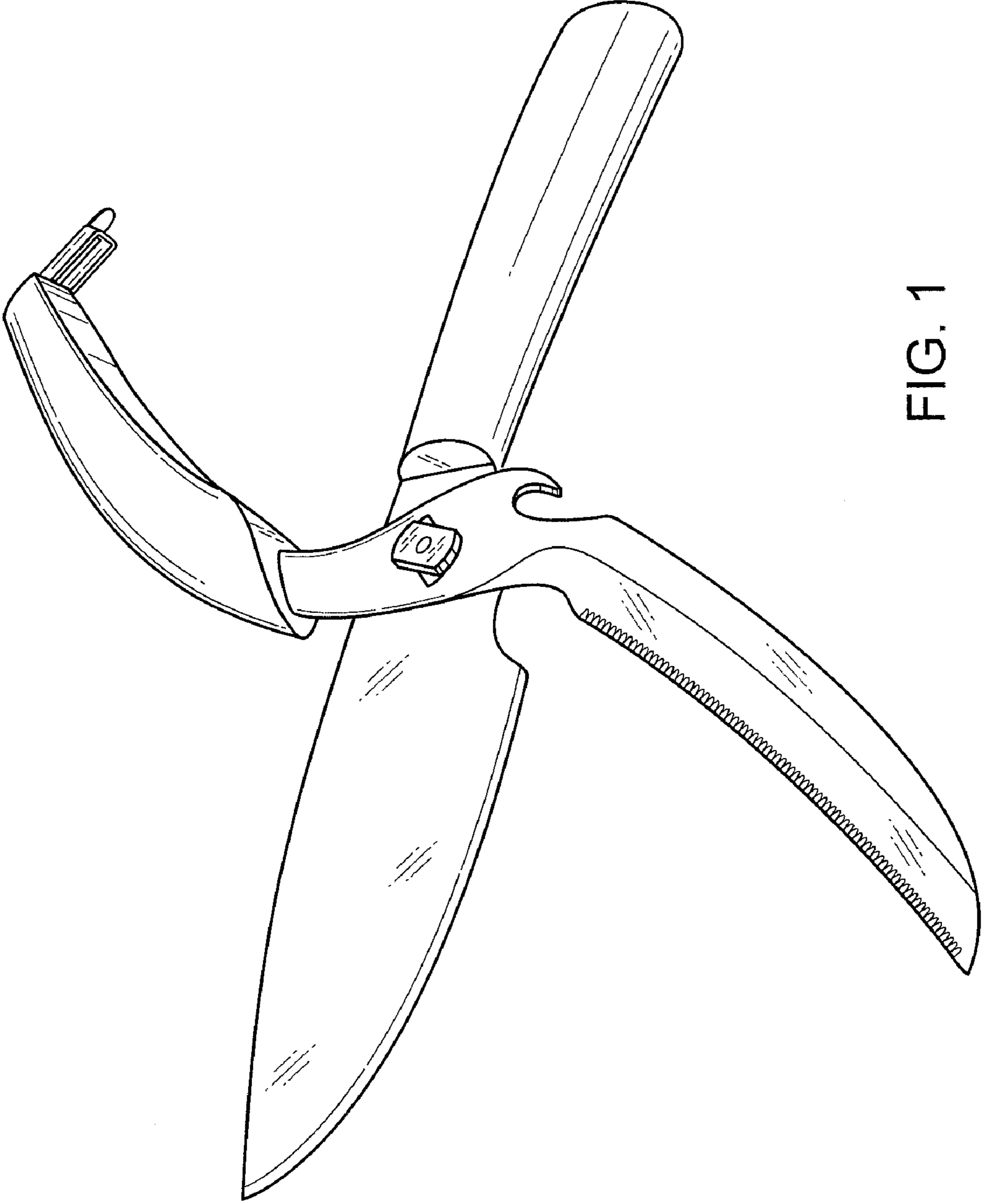


FIG. 1

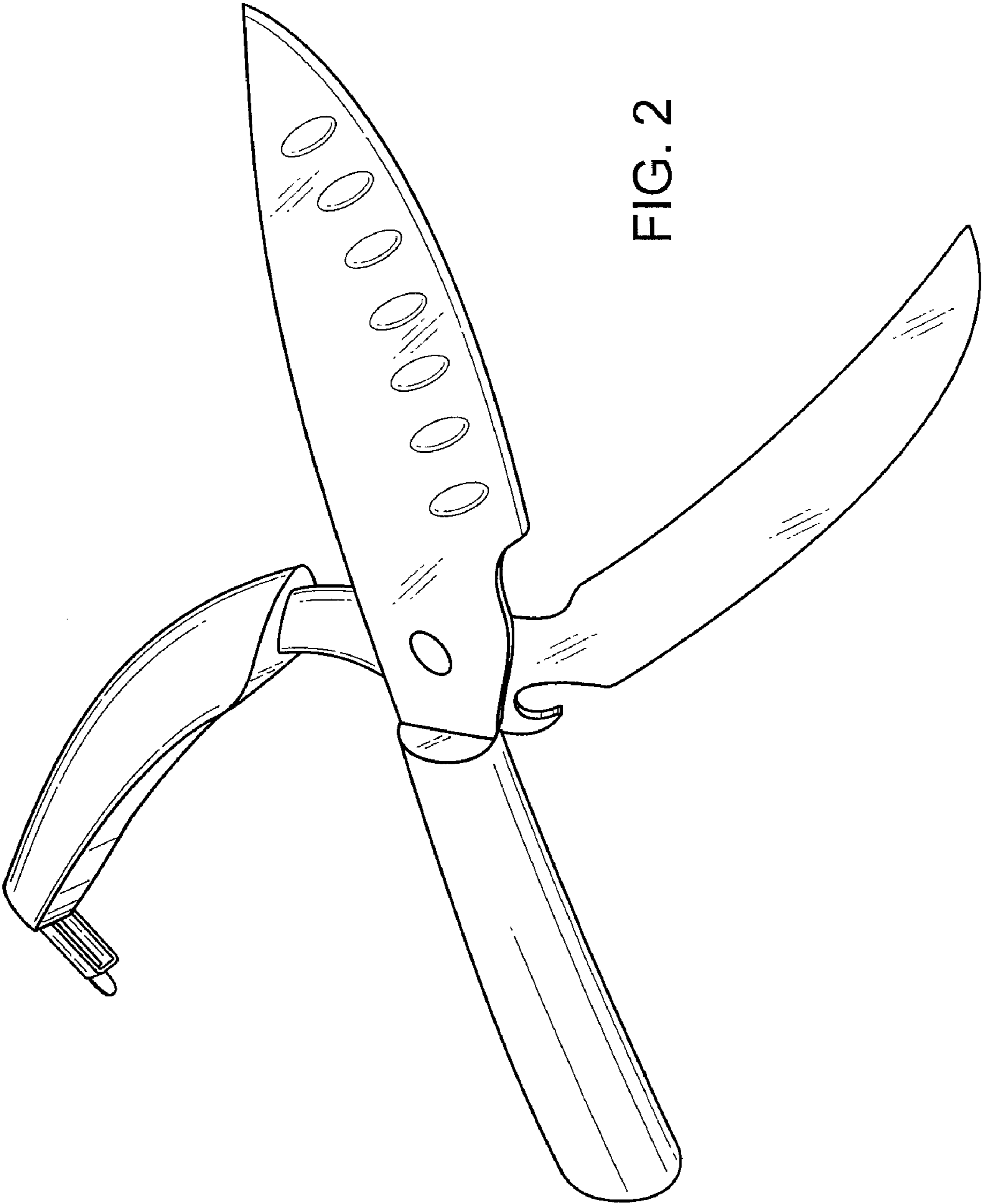


FIG. 2

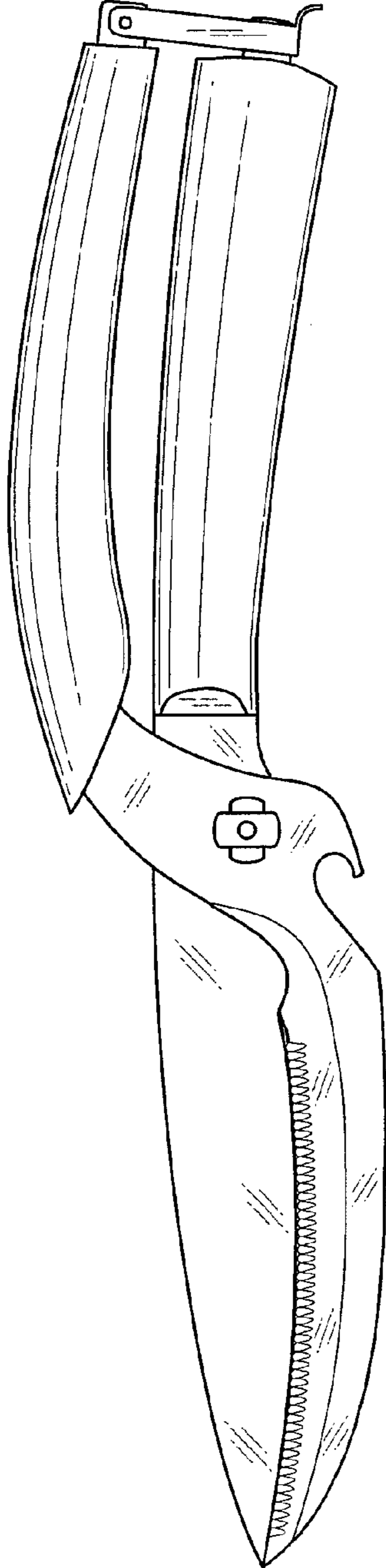


FIG. 3

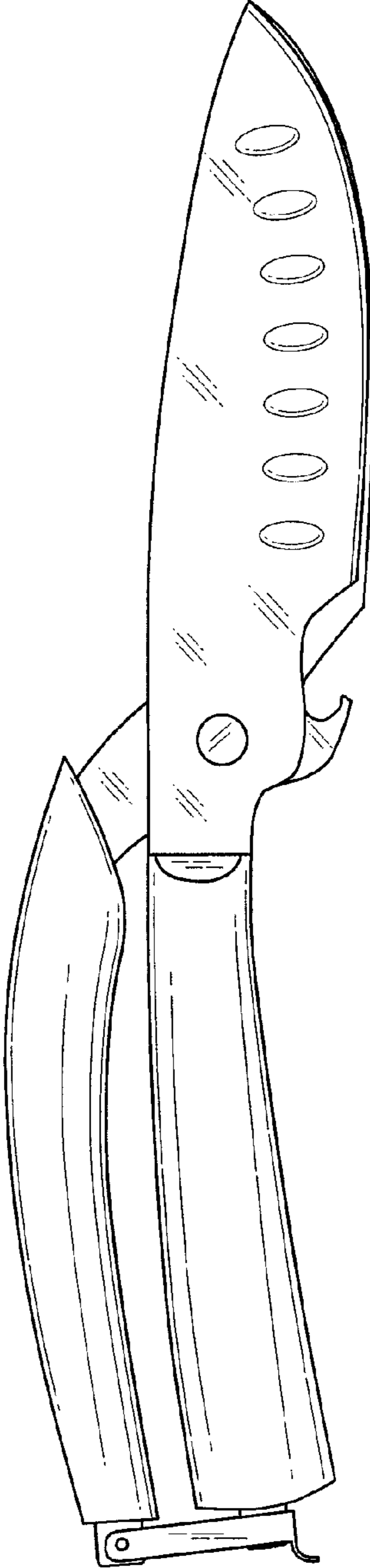


FIG. 4

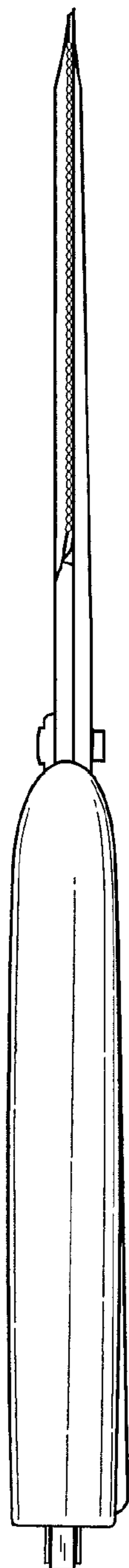


FIG. 5

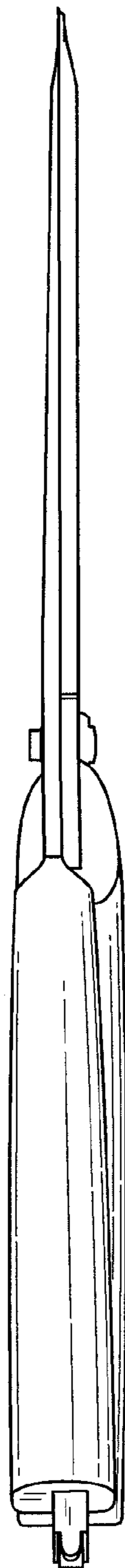


FIG. 6

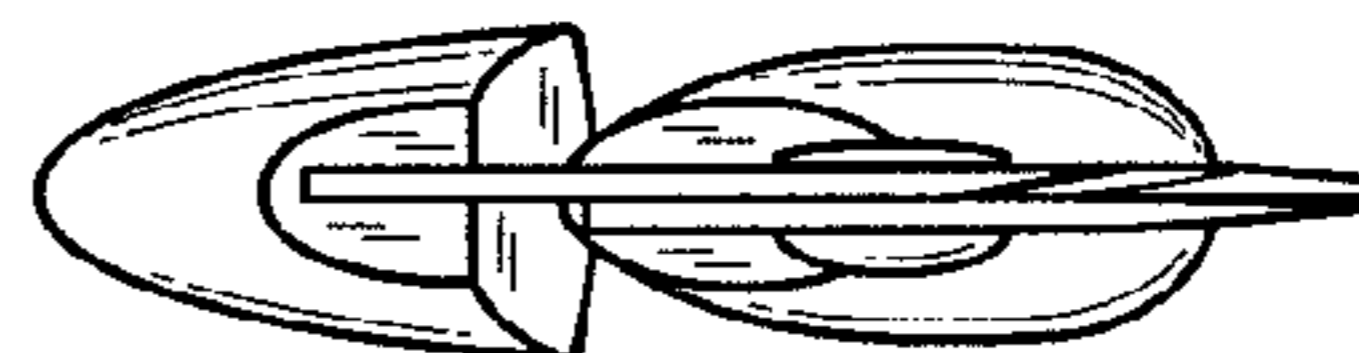


FIG. 7

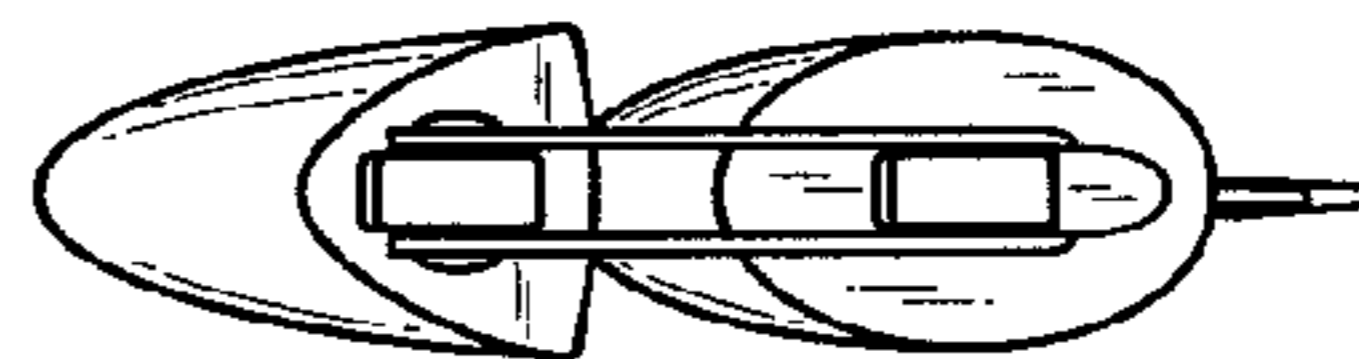


FIG. 8