



US00D633341S

(12) **United States Design Patent**
Smyers

(10) **Patent No.:** **US D633,341 S**
(45) **Date of Patent:** **** Mar. 1, 2011**

(54) **DIVIDED DISH**

(75) Inventor: **Justin Smyers**, Newport Beach, CA
(US)

(73) Assignee: **Snapware Corporation**, Mira Loma,
CA (US)

(**) Term: **14 Years**

(21) Appl. No.: **29/354,490**

(22) Filed: **Jan. 25, 2010**

(51) **LOC (9) Cl.** **07-01**

(52) **U.S. Cl.** **D7/555; D7/553.3; D9/425**

(58) **Field of Classification Search** D7/500,
D7/541, 543, 549, 550.1, 553.1-553.2, 555,
D7/587, 601-602, 629, 701, 703, 705; D9/414-425,
D9/430-432, 737, 761; 206/557-558, 561;
220/500, 553, 555-556, 575, 660, 662, 669-673,
220/675

See application file for complete search history.

(56) **References Cited**

U.S. PATENT DOCUMENTS

- D232,302 S * 8/1974 Lazure D9/761
- D376,953 S * 12/1996 Dunn D7/549
- D386,075 S * 11/1997 Hayes et al. D9/761
- D442,484 S * 5/2001 Maxwell et al. D9/761
- D451,769 S * 12/2001 Stanos et al. D7/629
- D484,364 S * 12/2003 Bailey et al. D7/553.2

- D515,880 S * 2/2006 Lerner D7/629
- D529,821 S * 10/2006 Wilcox et al. D9/761
- D608,153 S * 1/2010 Furlong D7/602

OTHER PUBLICATIONS

Web pages from Amazon.com illustrating Rubbermaid FG5157RDBLUE Flex & Seal Divided Rectangle Food Storage Container, 4 pages, retrieved Jan. 25, 2010.

* cited by examiner

Primary Examiner—Ian Simmons

Assistant Examiner—Dana L Sipos

(74) *Attorney, Agent, or Firm*—Larry K. Roberts

(57) **CLAIM**

The ornamental design for a divided dish, as shown and described.

DESCRIPTION

FIG. 1 is a top, front, right side perspective view of a divided dish showing my new design;

FIG. 2 is a top plan view thereof;

FIG. 3 is a bottom plan view thereof;

FIG. 4 is a side elevation view thereof;

FIG. 5 is the opposing side elevation view;

FIG. 6 is a front elevation view thereof; and,

FIG. 7 is a rear elevation view thereof.

1 Claim, 5 Drawing Sheets

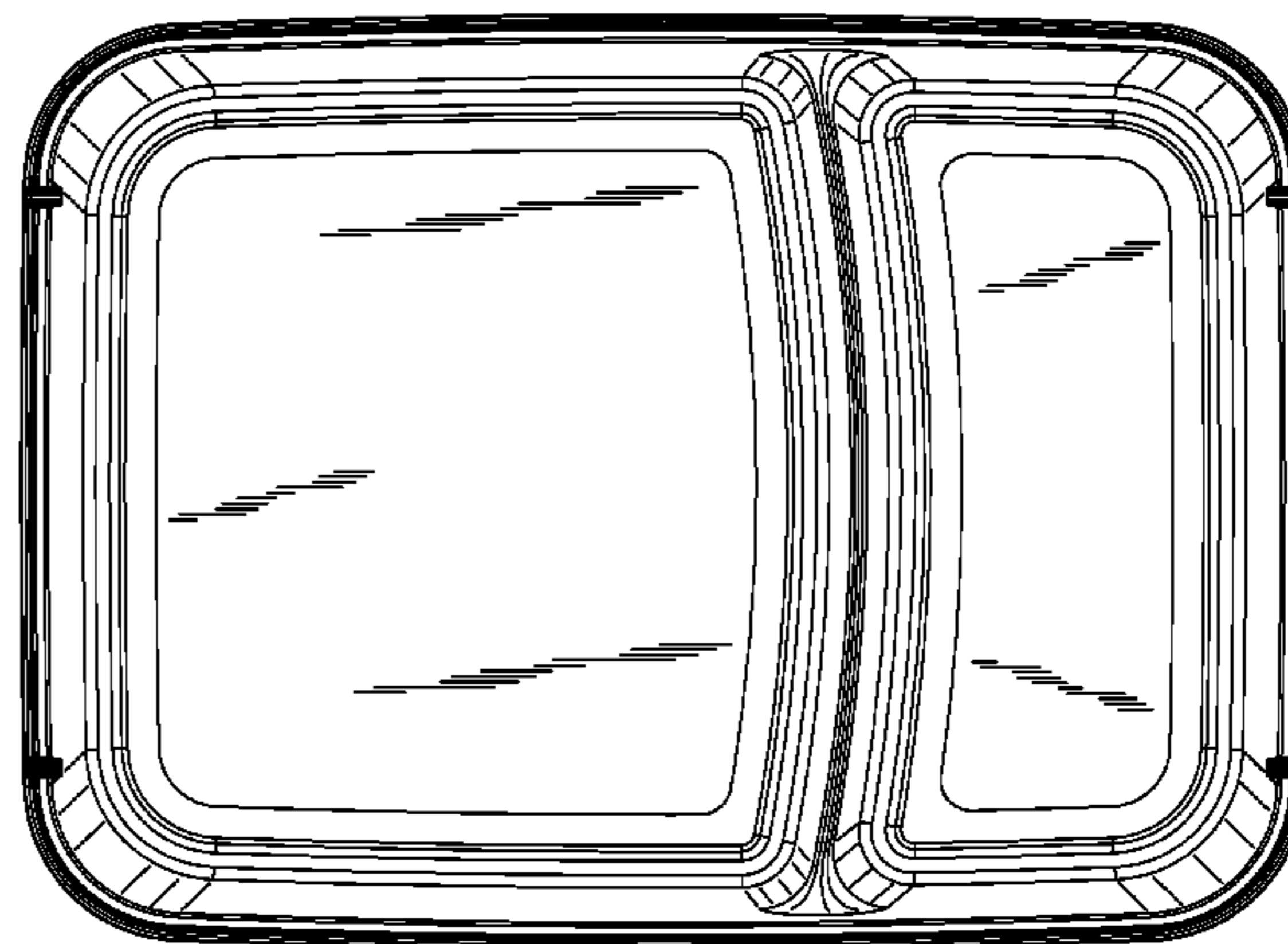
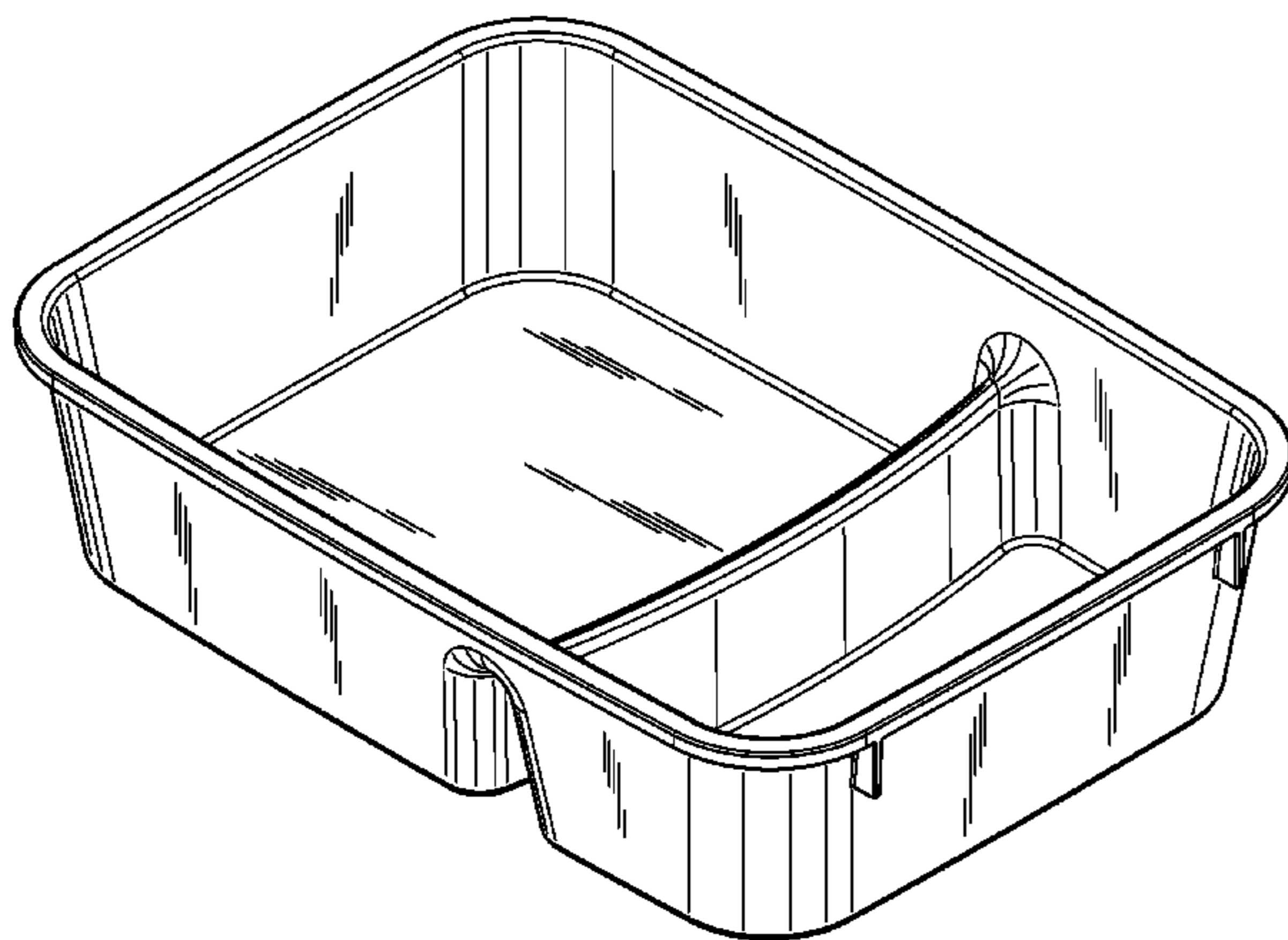
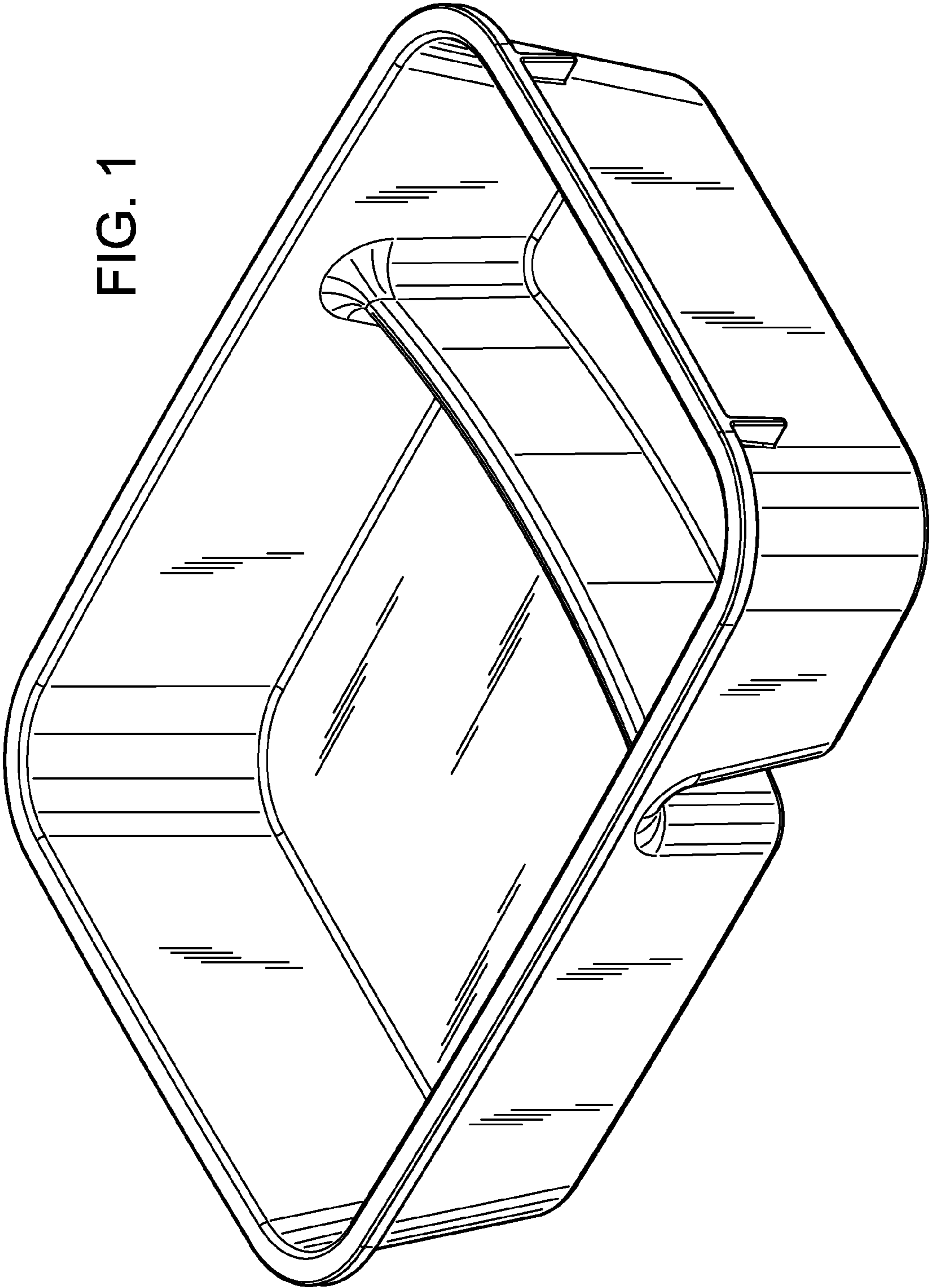


FIG. 1






FIG. 2




FIG. 3




FIG. 4




FIG. 5

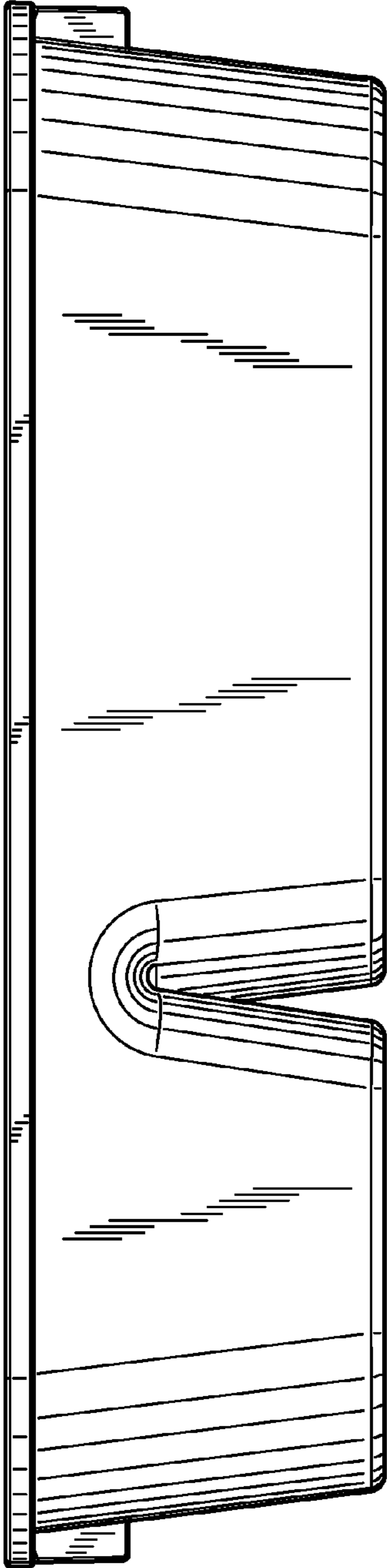


FIG. 6

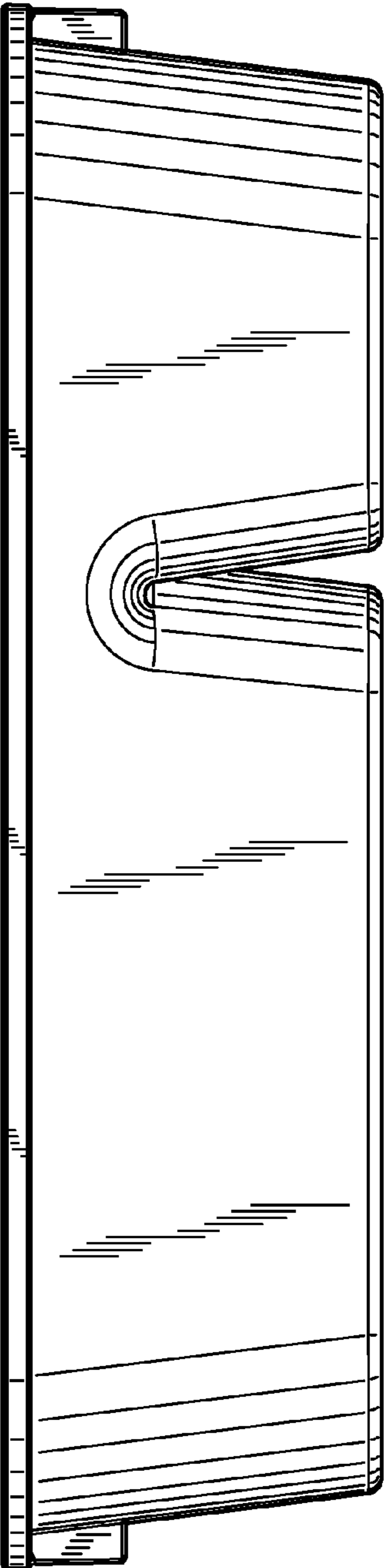


FIG. 7