



US00D633326S

(12) **United States Design Patent**  
**Shin et al.**

(10) **Patent No.:** **US D633,326 S**

(45) **Date of Patent:** **\*\* Mar. 1, 2011**

(54) **MICROWAVE OVEN**

(75) Inventors: **Ji Young Shin**, Seoul (KR); **Sung Jun Lee**, Seoul (KR)

(73) Assignee: **Samsung Electronics Co., Ltd.**, Suwon (KR)

(\*\*) Term: **14 Years**

(21) Appl. No.: **29/357,008**

(22) Filed: **Mar. 5, 2010**

(51) **LOC (9) Cl.** ..... **07-02**

(52) **U.S. Cl.** ..... **D7/351**

(58) **Field of Classification Search** ..... D7/350.1,  
D7/350.3, 350.4, 351, 405; 219/756, 757,  
219/758, 391; 126/19 M, 21 A, 275 E, 275 R;  
99/352

See application file for complete search history.

(56) **References Cited**

**U.S. PATENT DOCUMENTS**

- D294,103 S \* 2/1988 Katagami et al. .... D7/351
- D305,087 S \* 12/1989 Ichihara et al. .... D7/351
- D305,492 S \* 1/1990 Kawaishi et al. .... D7/351

- D335,064 S \* 4/1993 Sugiyama et al. .... D7/351
- D437,179 S \* 2/2001 Ozaki et al. .... D7/351
- D455,932 S \* 4/2002 Noda et al. .... D7/351
- D478,465 S \* 8/2003 Kanza ..... D7/351
- D615,805 S \* 5/2010 Baek ..... D7/351

\* cited by examiner

*Primary Examiner*—Ruth McInroy

(74) *Attorney, Agent, or Firm*—Ladas & Parry LLP

(57) **CLAIM**

We claim the ornamental design for a microwave oven, as shown.

**DESCRIPTION**

FIG. 1 is a top, front and right-side perspective view of a microwave oven showing our new design;

FIG. 2 is a front elevational view thereof;

FIG. 3 is a rear elevational view thereof;

FIG. 4 is a left-side elevational view thereof;

FIG. 5 is a right-side elevational view thereof;

FIG. 6 is a top plan view thereof; and,

FIG. 7 is a bottom plan view thereof.

**1 Claim, 4 Drawing Sheets**


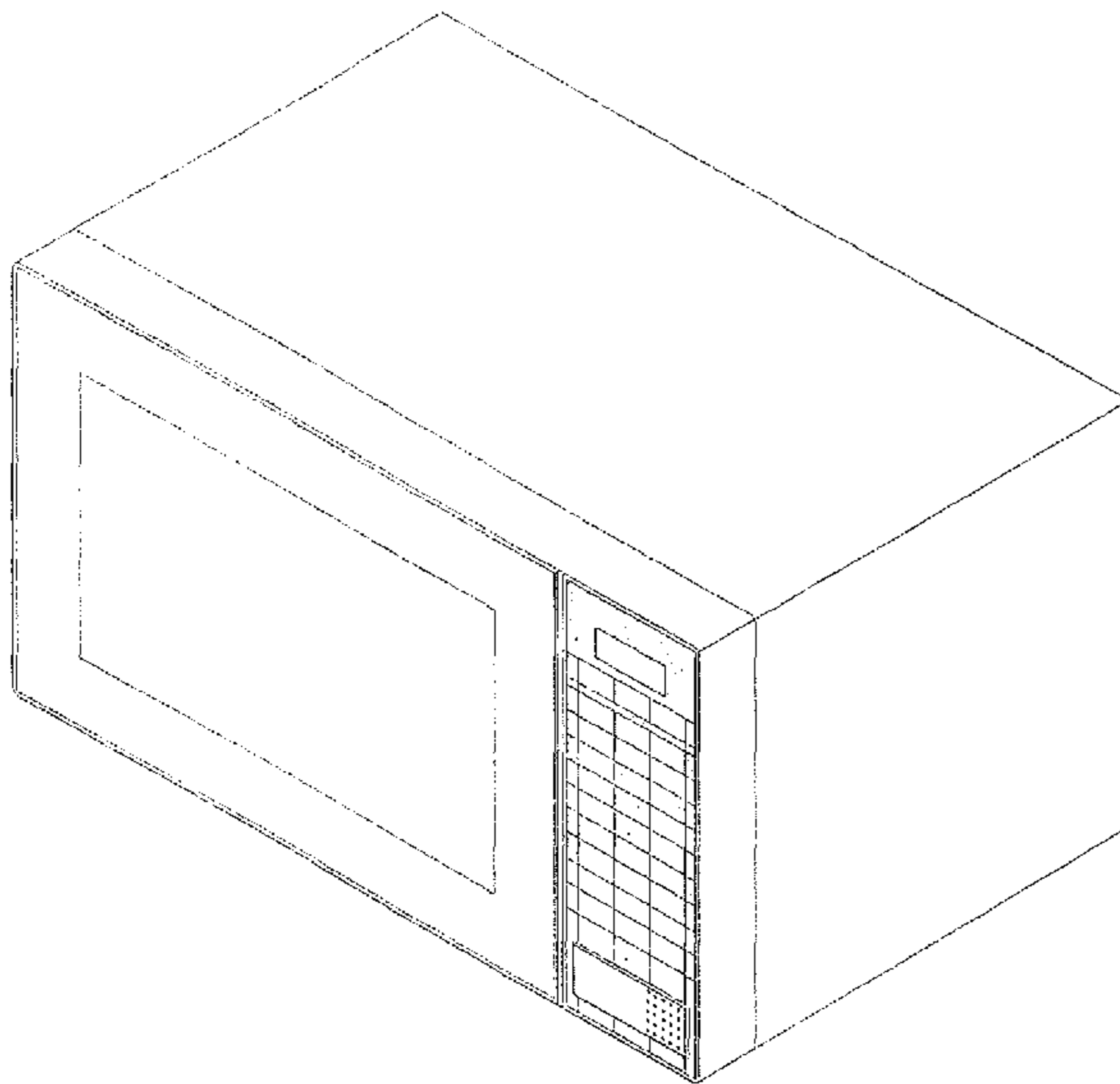


FIG. 1

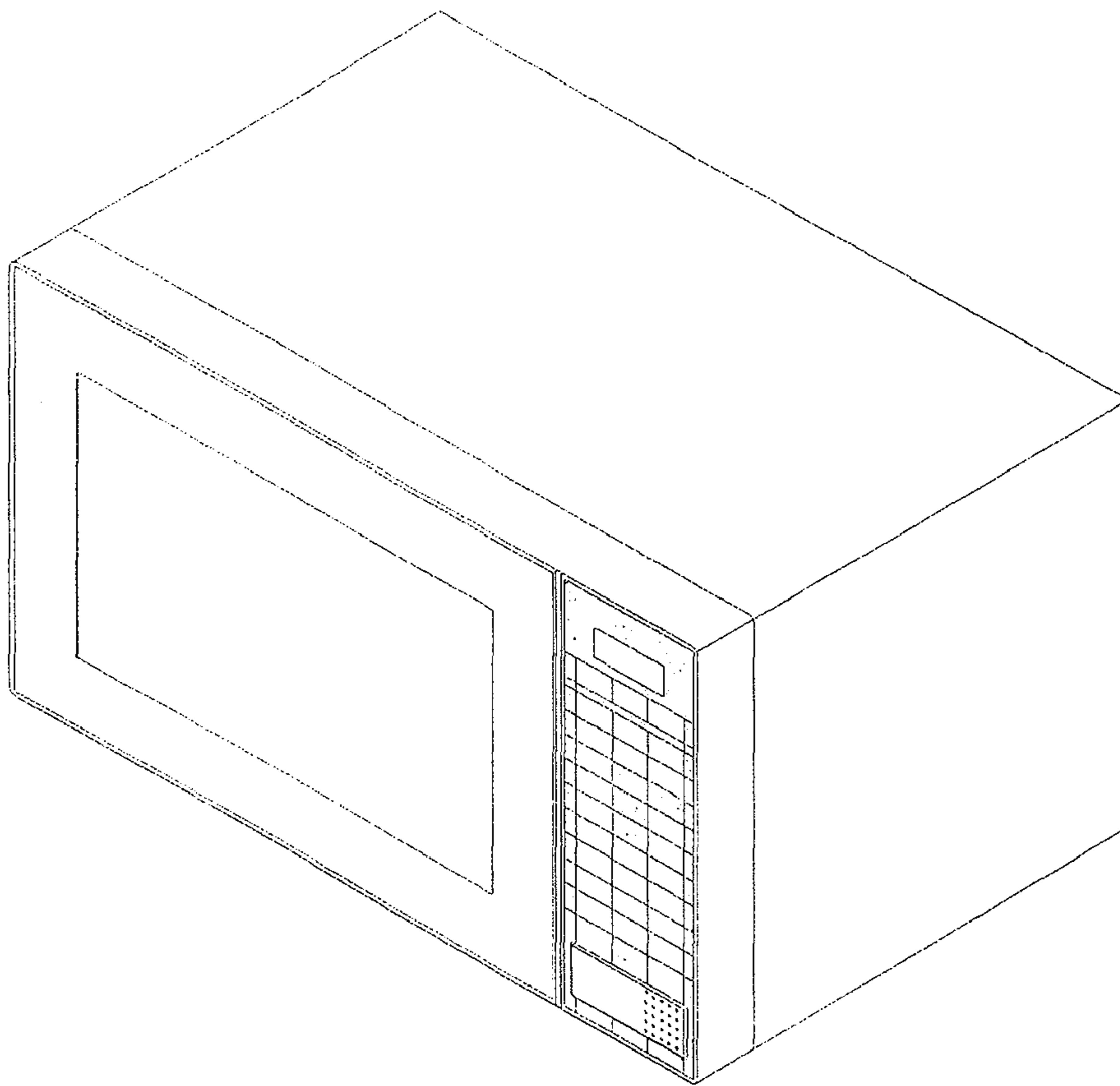


FIG. 2




FIG. 3




FIG. 4




FIG. 5




FIG. 6




FIG. 7

