



US00D633323S

(12) **United States Design Patent**
Green

(10) **Patent No.:** **US D633,323 S**

(45) **Date of Patent:** **** Mar. 1, 2011**

(54) **CHAIR-BACK SLIP-COVER HAVING
ADVERTISING OR PERSONAL INDICIA**

(76) Inventor: **Brad G. Green**, Thonotosassa, FL (US)

(**) Term: **14 Years**

(21) Appl. No.: **29/349,233**

(22) Filed: **Mar. 19, 2010**

(51) **LOC (9) Cl.** **06-13**

(52) **U.S. Cl.** **D6/611**

(58) **Field of Classification Search** D6/610-611,
D6/596, 601, 602, 603, 617; D12/401-405;
135/87, 88.01, 95; 150/165-167, 158, 154;
280/770; 296/136.01, 136.1, 136.11; 297/220
See application file for complete search history.

(56) **References Cited**

U.S. PATENT DOCUMENTS

1,372,989	A *	3/1921	Baker	297/220
D379,047	S *	5/1997	Richard	D6/601
5,655,813	A *	8/1997	Kirkpatrick	297/220
D487,207	S *	3/2004	Manuel	D6/601
D507,143	S *	7/2005	Thrasher	D6/611
D536,566	S *	2/2007	Burch	D6/611
7,222,401	B2 *	5/2007	Ashton et al.	29/91
D548,505	S *	8/2007	Feliciano	D6/601
D554,424	S *	11/2007	Sandey et al.	D6/612
D571,139	S *	6/2008	Knee et al.	D6/610
D586,168	S *	2/2009	Smith, Jr.	D6/611
D601,376	S *	10/2009	Siklosi et al.	D6/611
D603,201	S *	11/2009	Corle	D6/611
D612,185	S *	3/2010	Gallardo	D6/601
D615,793	S *	5/2010	Hain	D6/601
D623,381	S *	9/2010	Flannery	D2/728
D628,425	S *	12/2010	Inui et al.	D6/603
2008/0169052	A1 *	7/2008	Tannijarvi et al.	150/154

2009/0014106	A1 *	1/2009	Barrell	150/158
2009/0020199	A1 *	1/2009	McAleese	150/158
2009/0133789	A1 *	5/2009	Hall	150/154
2009/0151827	A1 *	6/2009	Thompson	150/154
2010/0116387	A1 *	5/2010	Channey et al.	150/165

* cited by examiner

Primary Examiner—Caron Veynar

Assistant Examiner—Katrina A Kile

(74) *Attorney, Agent, or Firm*—Albert O. Cota

(57) **CLAIM**

The ornamental design for a chair-back slip-cover having advertising or personal indicia, as shown and described.

DESCRIPTION

FIG. 1 is a perspective view of a chair-back slip-cover having advertising or personal indicia showing my new design. The slip cover is shown prior to being slipped over the back of a folding chair;

FIG. 2 is a perspective view thereof, shown with the slip cover slipped over the back of a folding chair;

FIG. 3 is a perspective top view thereof;

FIG. 4 is a perspective bottom view thereof;

FIG. 5 is a front elevational view thereof; the rear elevational view being a mirror image;

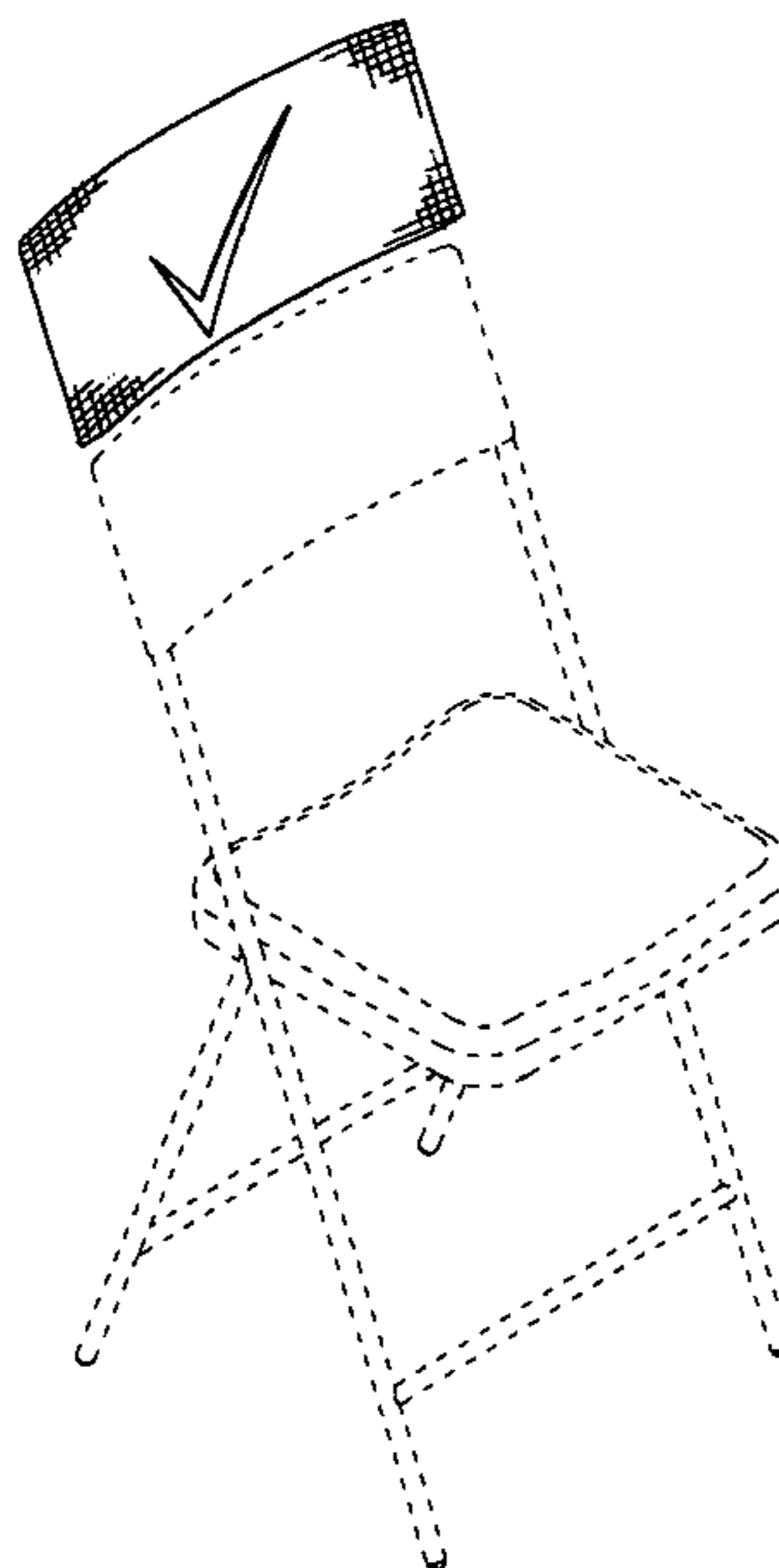
FIG. 6 is a right side elevational view thereof, the left side being a mirror image,

FIG. 7 is a top elevational view thereof; and,

FIG. 8 is a bottom plan view thereof.

The folding chair is shown in broken lines for illustrative purposes only and forms no part of the claimed design.

1 Claim, 4 Drawing Sheets



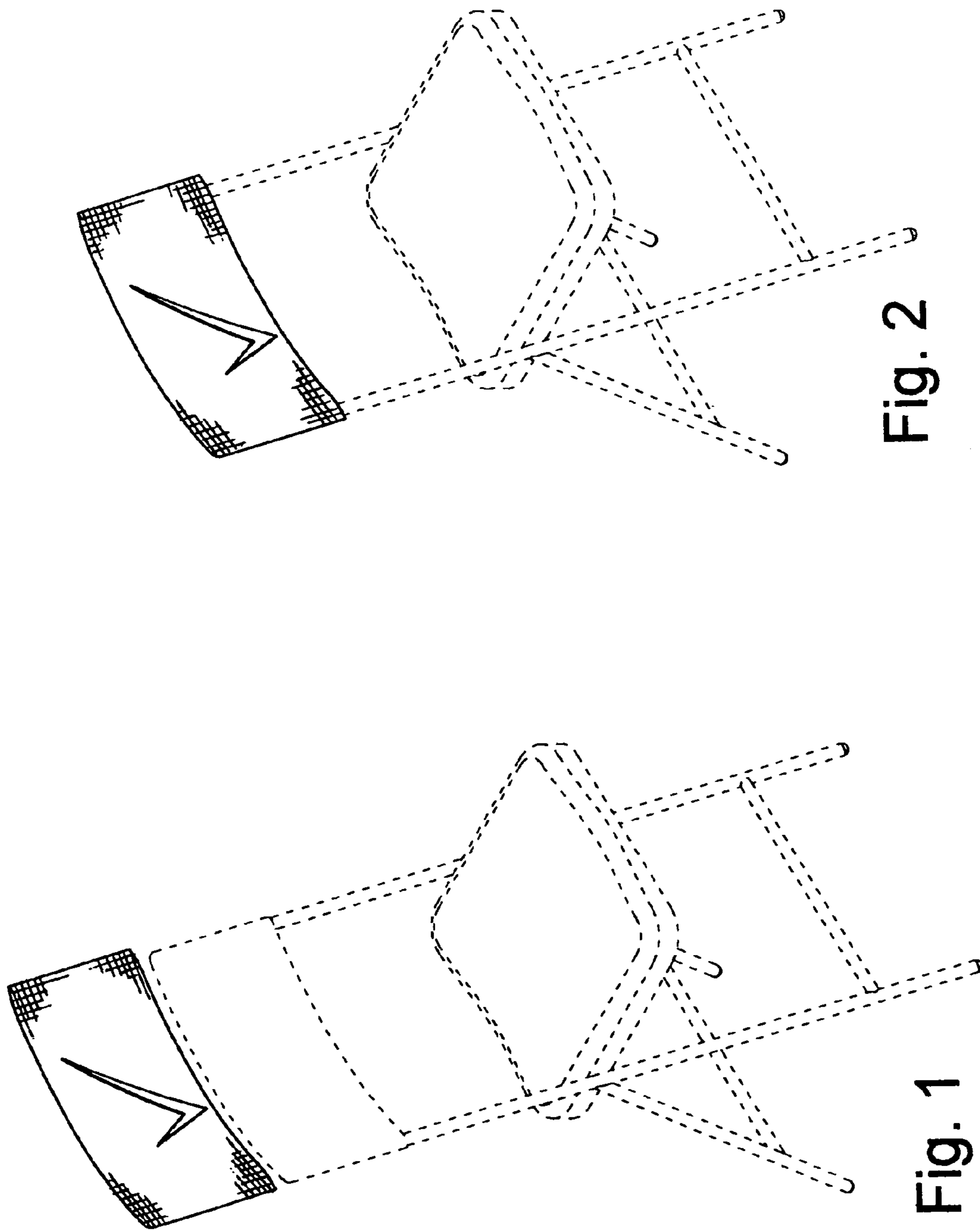


Fig. 2

Fig. 1

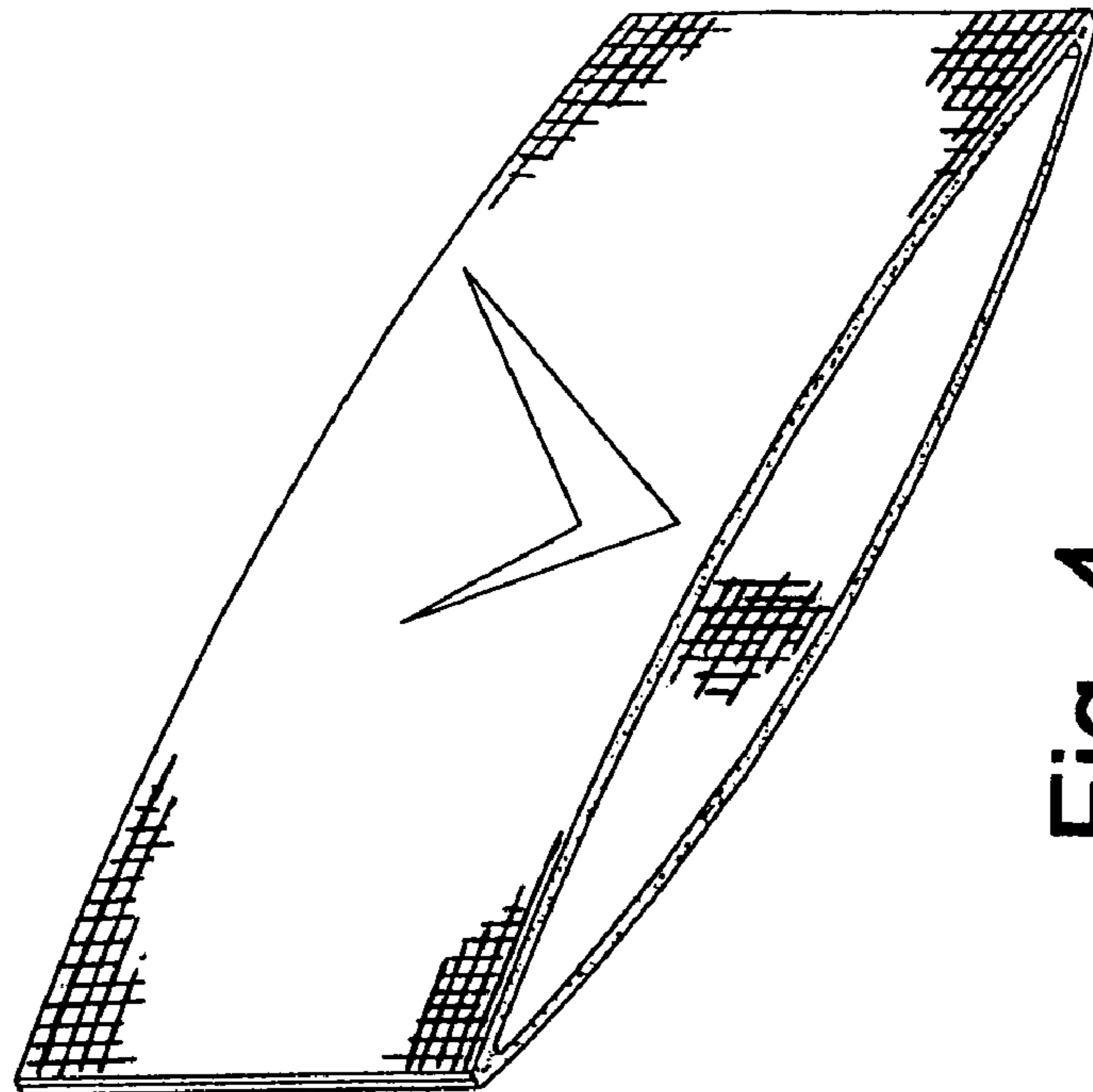


Fig. 4

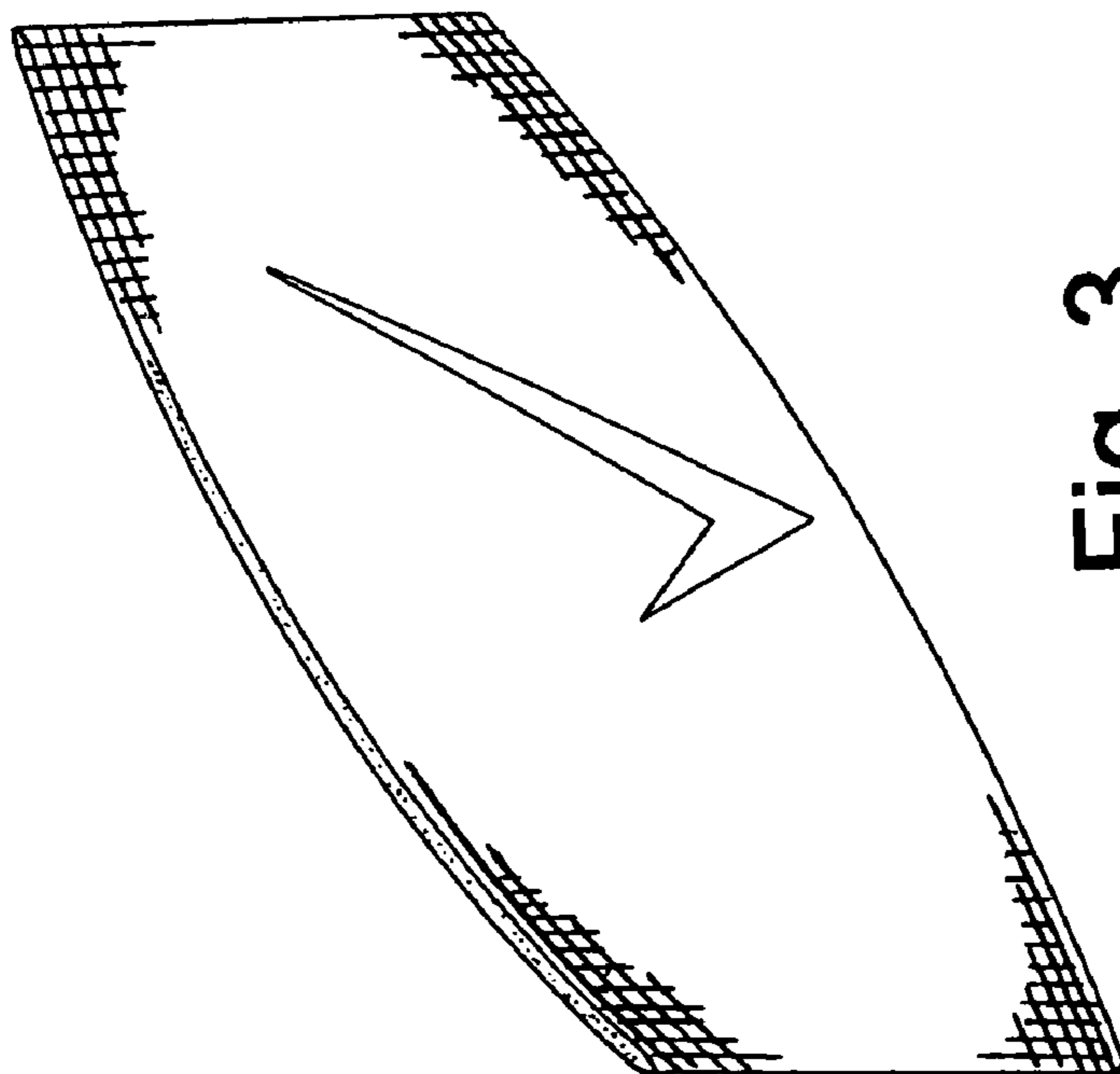


Fig. 3

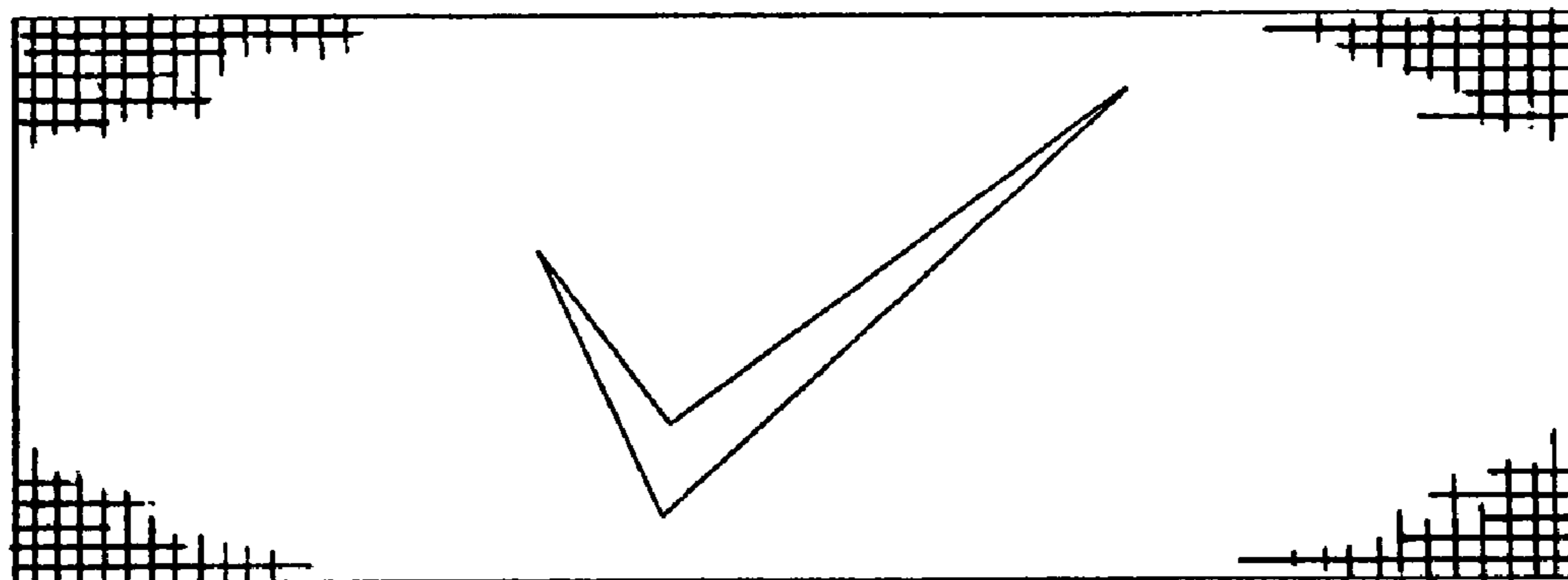


Fig. 5

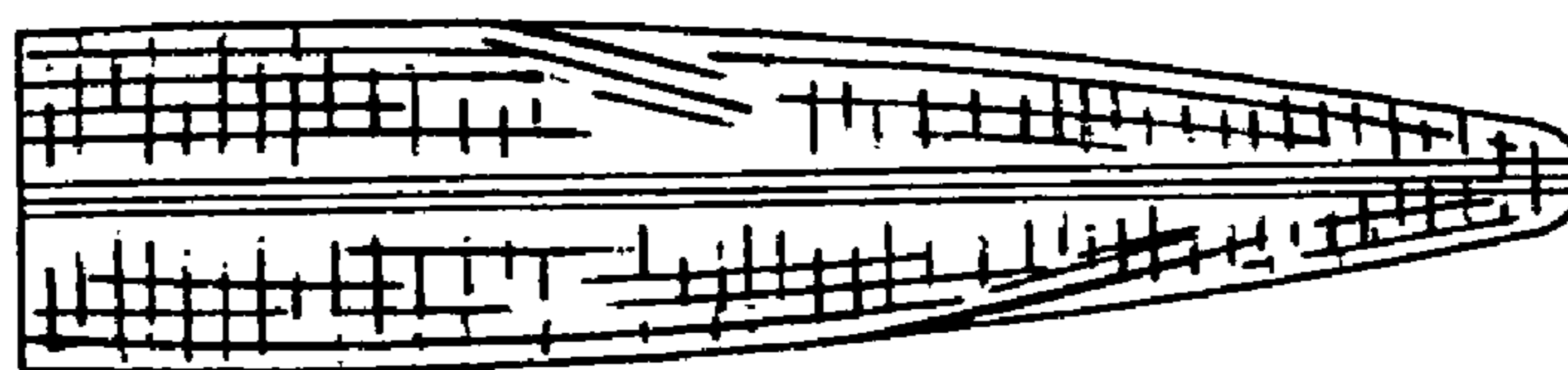


Fig. 6



Fig. 7

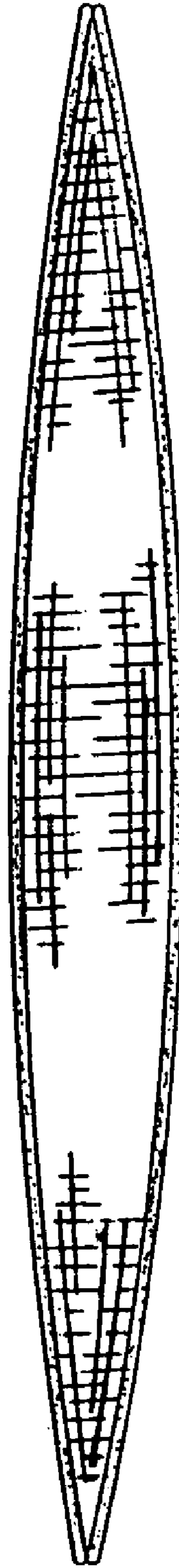


Fig. 8