



US00D633321S

(12) **United States Design Patent**
Dana, Jr. et al.

(10) **Patent No.:** **US D633,321 S**
(45) **Date of Patent:** **** Mar. 1, 2011**

(54) **MAT FOR INFANTS**

(76) Inventors: **William H. Dana, Jr.**, San Francisco, CA (US); **Lisa G. Dana**, San Francisco, CA (US)

(**) Term: **14 Years**

(21) Appl. No.: **29/361,315**

(22) Filed: **May 10, 2010**

(51) **LOC (9) Cl.** **06-09**

(52) **U.S. Cl.** **D6/596**

(58) **Field of Classification Search** D6/582,
D6/592, 595-601, 604, 606, 611; 5/417,
5/420, 630, 632, 633, 636, 637, 639, 644,
5/646, 648, 653, 654, 655.3, 655.9, 655,
5/656, 901; D1/125, 127, 128; D21/803;
D24/183; D30/118; 606/240

See application file for complete search history.

(56) **References Cited**

U.S. PATENT DOCUMENTS

D157,130 S * 2/1950 David D6/592
2,880,428 A * 4/1959 Forsland 5/636
4,207,635 A * 6/1980 Leroy 5/656
5,207,704 A * 5/1993 Shields 606/240

D410,744 S * 6/1999 Banister D24/183
D412,636 S * 8/1999 Seppo et al. D6/596
D423,859 S * 5/2000 Wolff D6/601
D477,172 S * 7/2003 Montague D6/592

* cited by examiner

Primary Examiner—Mary Ann Calabrese
(74) *Attorney, Agent, or Firm*—Maier & Maier, PLLC

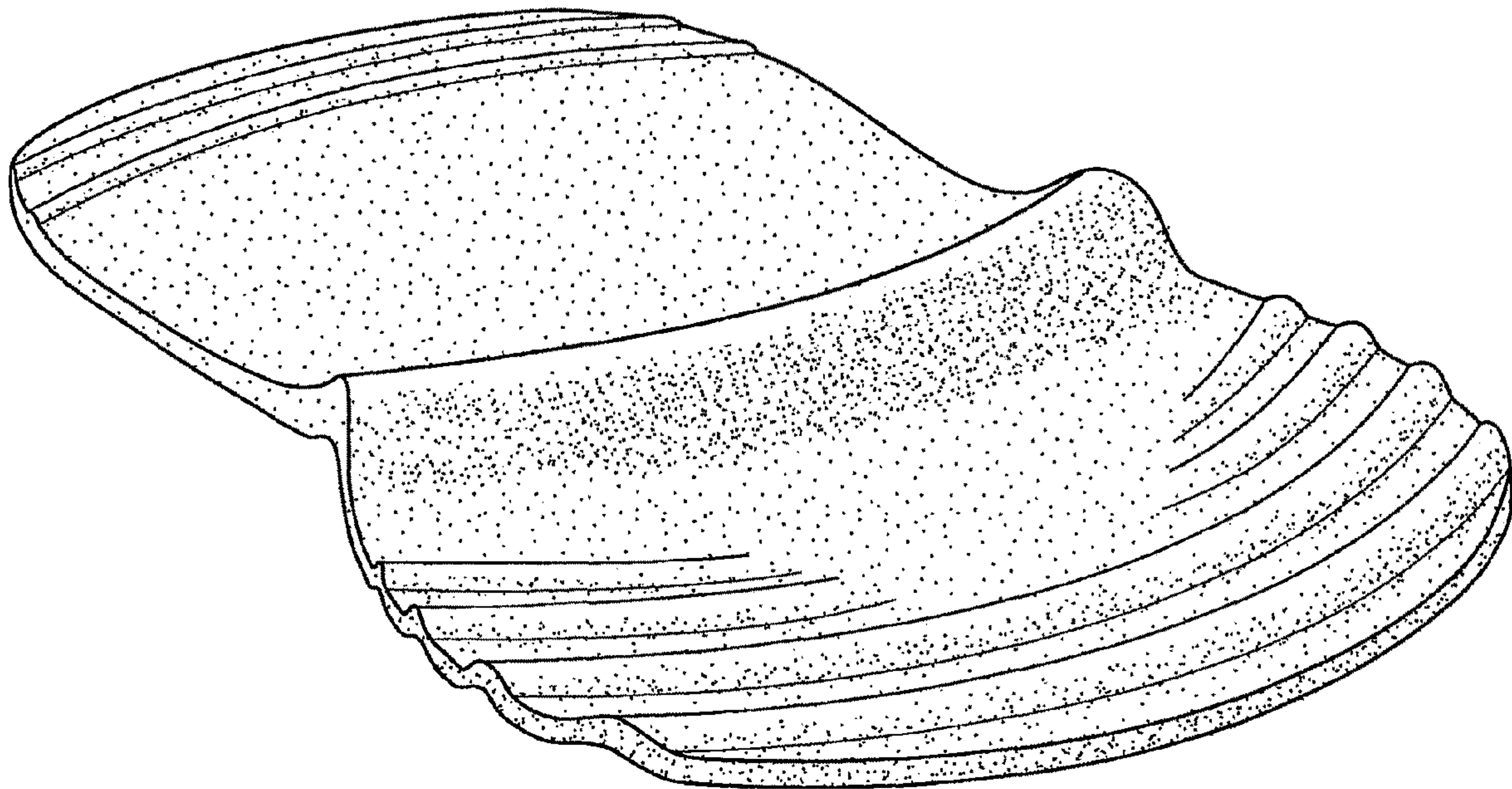
(57) **CLAIM**

The ornamental design for a mat for infants, as shown and described.

DESCRIPTION

FIG. 1 is a top view of a mat for infants, showing our design;
FIG. 2 is a front three-quarters view thereof;
FIG. 3 is a left side view thereof;
FIG. 4 is a right side view thereof;
FIG. 5 is a rear three-quarters view thereof;
FIG. 6 is a bottom view thereof;
FIG. 7 is a front view thereof; and,
FIG. 8 is a rear view thereof.

1 Claim, 2 Drawing Sheets



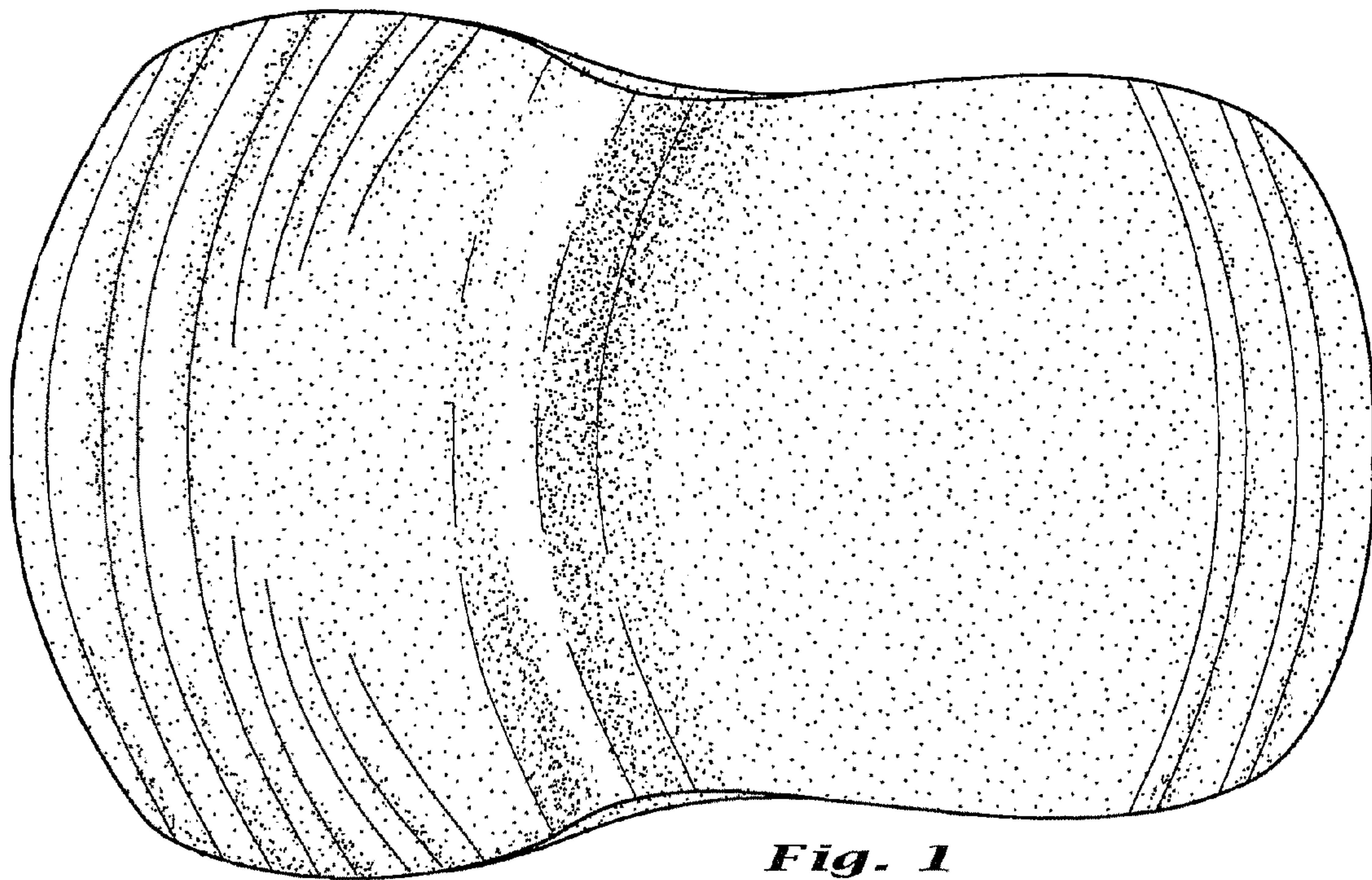


Fig. 1

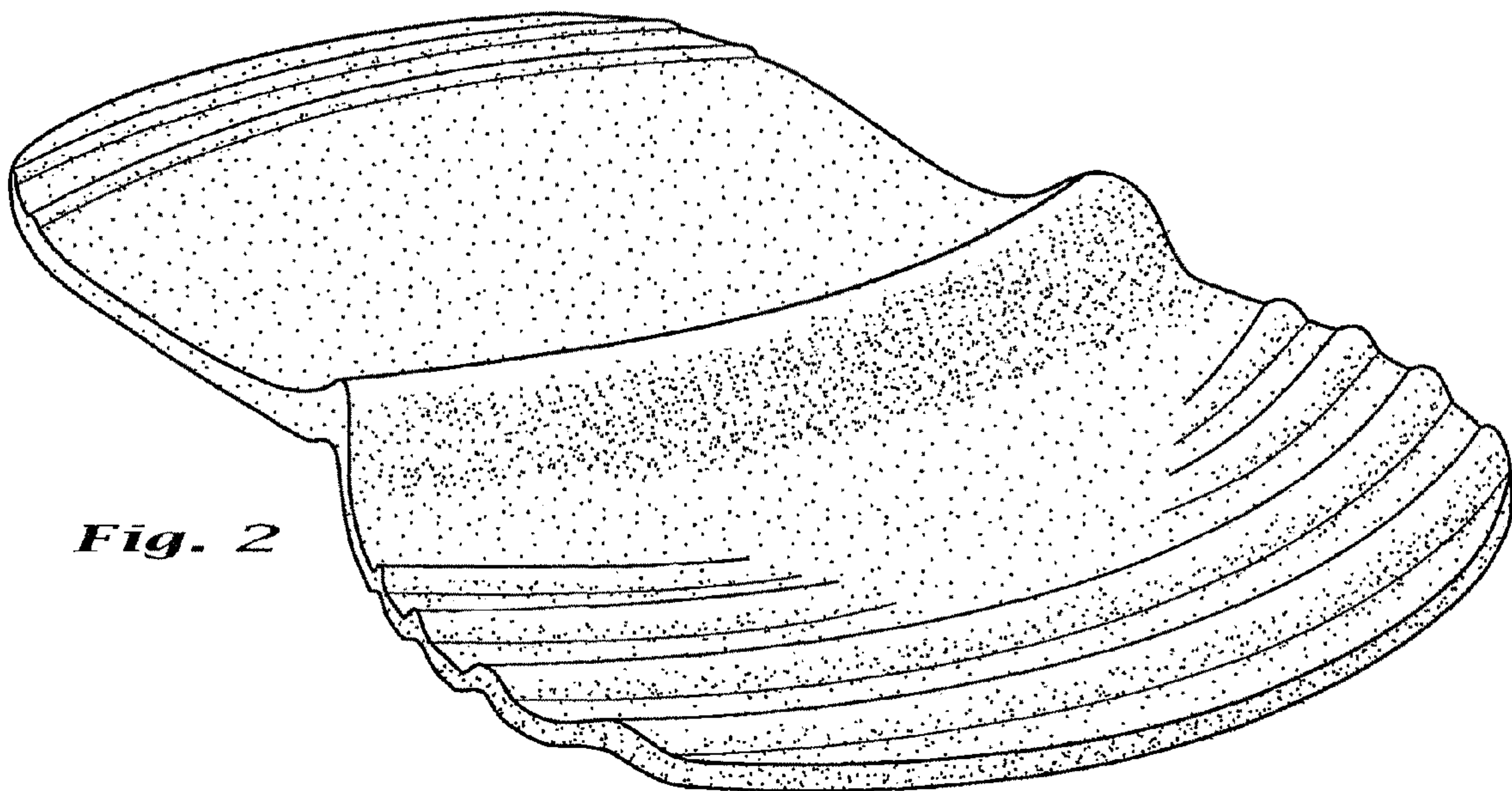


Fig. 2



Fig. 3



Fig. 4

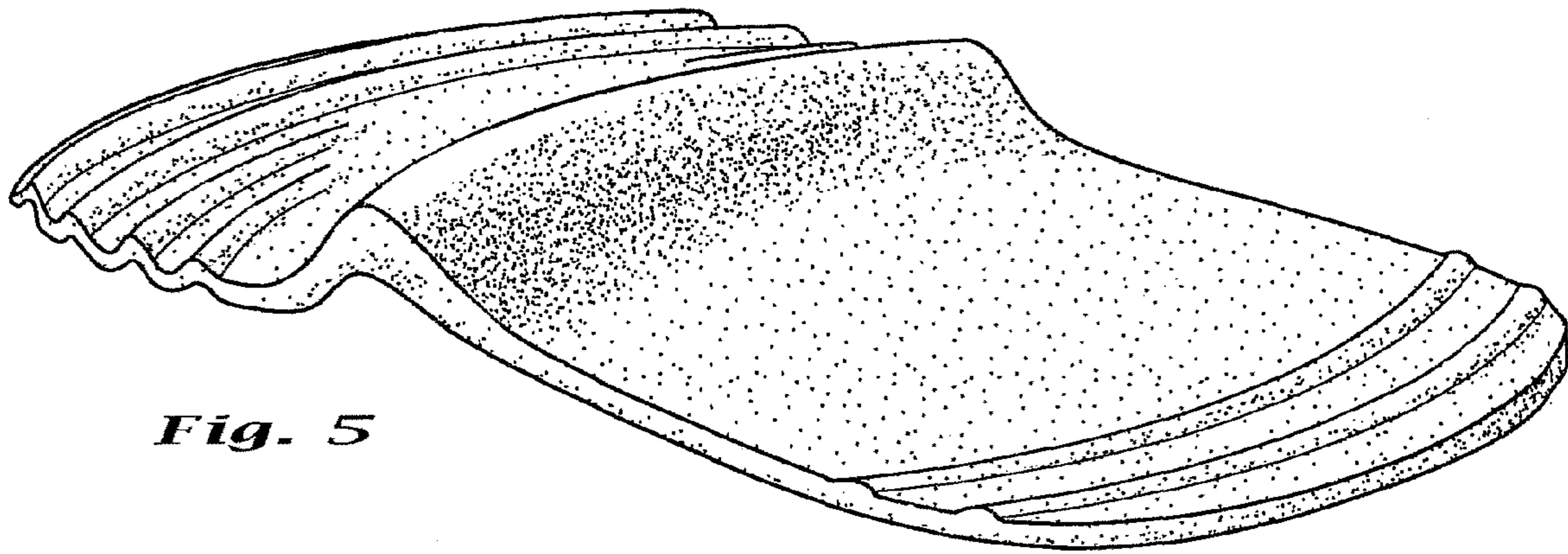


Fig. 5

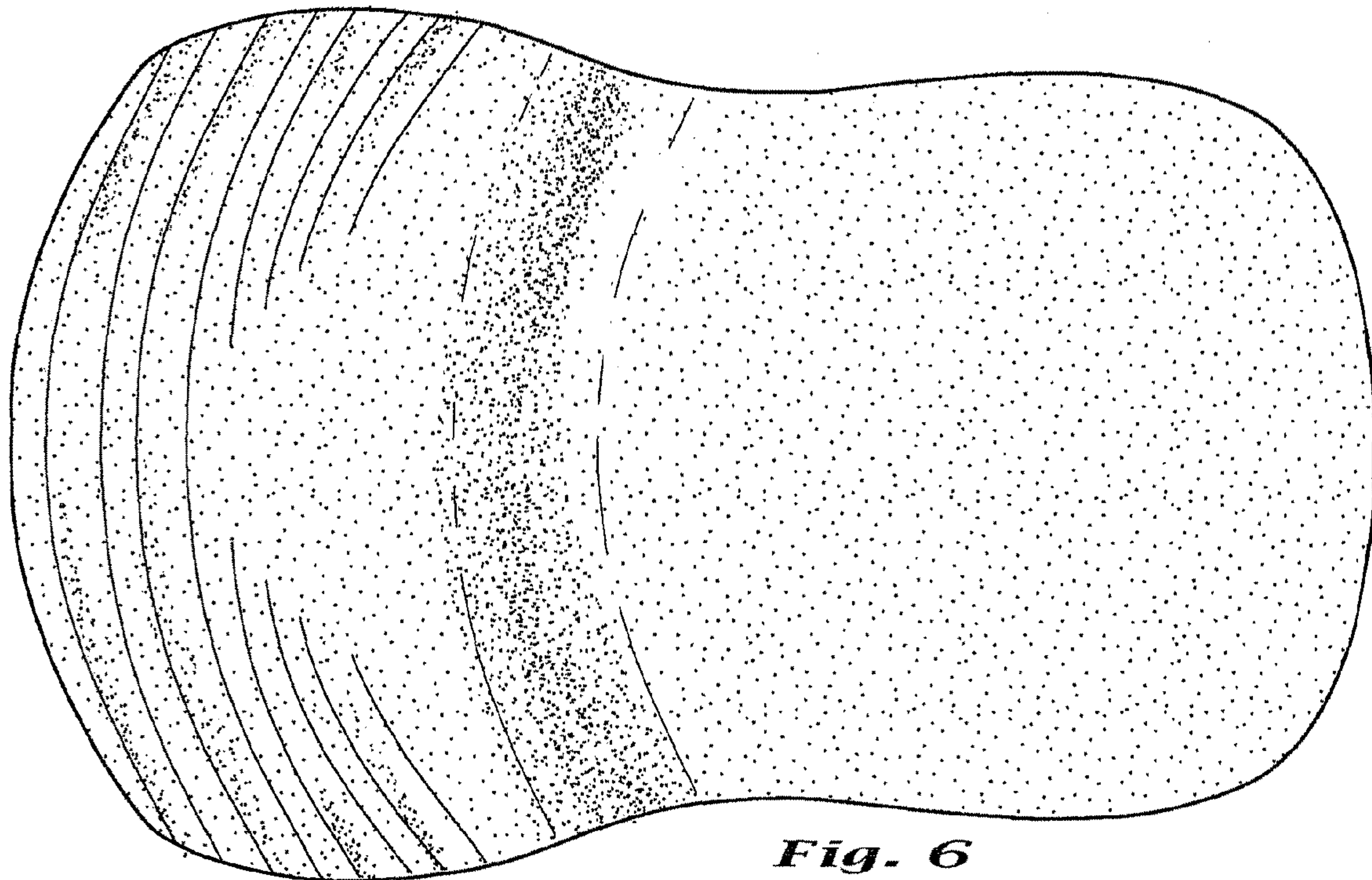


Fig. 6




Fig. 7



Fig. 8