

US00D633305S

(12) **United States Design Patent**
Pires et al.

(10) **Patent No.:** **US D633,305 S**
(45) **Date of Patent:** **** Mar. 1, 2011**

(54) **COSMETIC APPLICATOR**

2009/0014022 A1* 1/2009 Salciarini 132/200

(75) Inventors: **Leo Clifford Pires**, Basking Ridge, NJ (US); **Roger Hwang**, Maple (CA); **Rahul Bose**, New Delhi (IN); **Manisha Kohli**, New delhi (IN)

OTHER PUBLICATIONS
EM 871017-0041 Registered Design Application, (Geka Brush GmbH) Feb. 19, 2008, [online], [retrieved on Dec. 5, 2010] Retrieved from the Community Design Database of the Office for Harmonization in the Internal Market using the Internet: <URL: http://oami.europa.eu>.*

(73) Assignee: **Zen Design Solutions Limited**, Hong Kong (HK)

* cited by examiner

(**) Term: **14 Years**

Primary Examiner—Melanie H Tung
Assistant Examiner—Lavone D Tabor

(21) Appl. No.: **29/377,296**

(74) *Attorney, Agent, or Firm*—Patterson & Sheridan, LLP

(22) Filed: **Oct. 20, 2010**

(57) **CLAIM**

(51) **LOC (9) Cl.** **04-02**

The ornamental design for a “cosmetic applicator,” as shown and described.

(52) **U.S. Cl.** **D4/128; D4/136**

(58) **Field of Classification Search** D4/128, D4/133, 136; D28/7, 35–37; 15/27, 188; 132/122, 216–218, 262, 317, 320
See application file for complete search history.

DESCRIPTION

(56) **References Cited**

FIG. 1 illustrates an isometric view of a cosmetic applicator according to the invention;

U.S. PATENT DOCUMENTS

4,635,659	A *	1/1987	Spatz	132/218
5,918,994	A *	7/1999	Gueret	401/129
7,475,691	B2 *	1/2009	Durnberger	132/218
D599,115	S *	9/2009	Berhault	D4/128
D604,513	S *	11/2009	Lemen et al.	D4/128
2008/0219748	A1 *	9/2008	Salciarini	401/129
2008/0245382	A1 *	10/2008	Marciniak-Davoult et al.	...	132/218

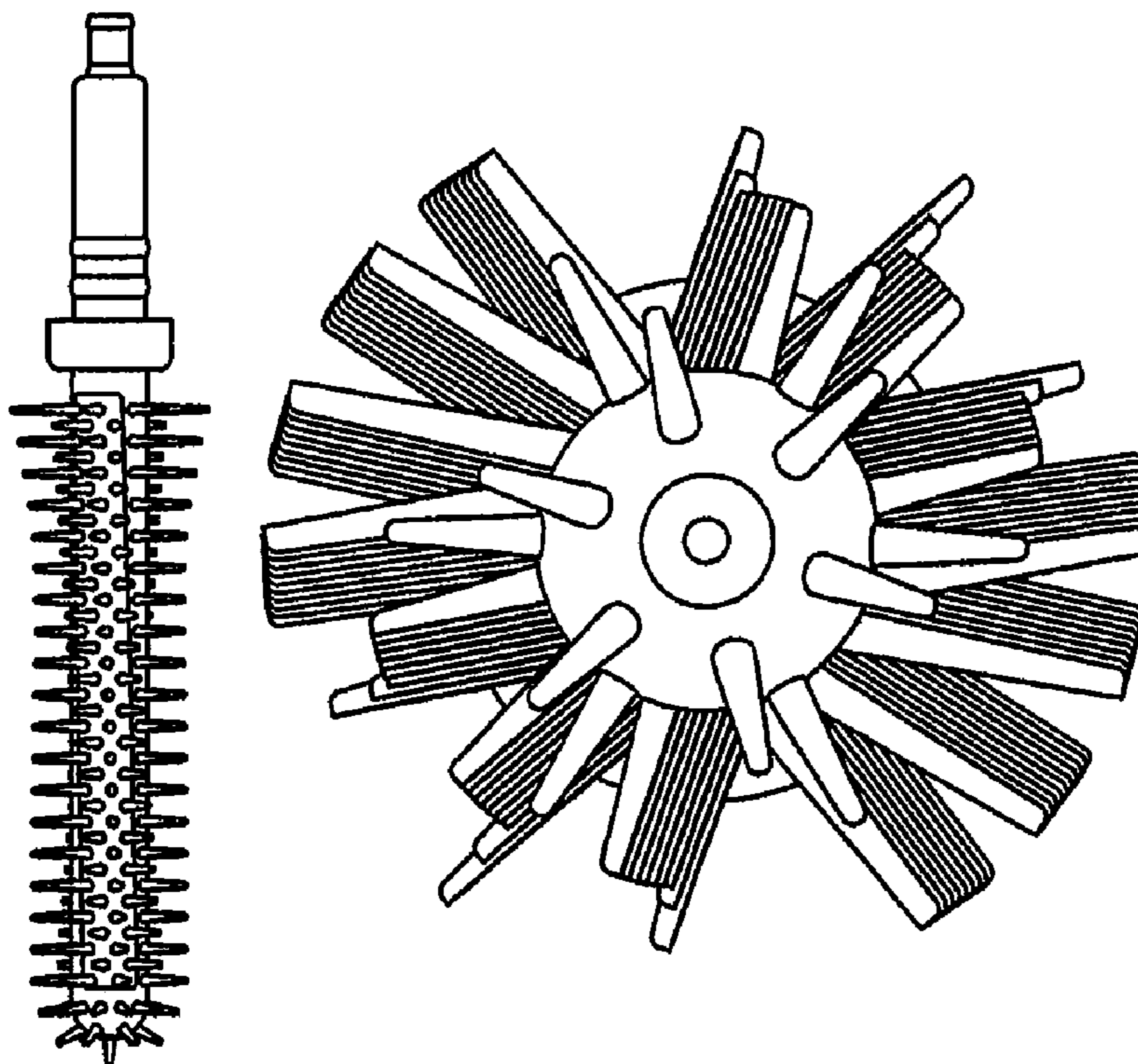
FIG. 2 is a front view of the cosmetic applicator of FIG. 1, the rear view being mirror image thereof;

FIG. 3 is a right side view of the cosmetic applicator of FIG. 1, the left side view being mirror image thereof;

FIG. 4 is an enlarged top view of the cosmetic applicator of FIG. 1; and,

FIG. 5 is an enlarged bottom view of the cosmetic applicator of FIG. 1.

1 Claim, 5 Drawing Sheets






Fig. 1




Fig. 2

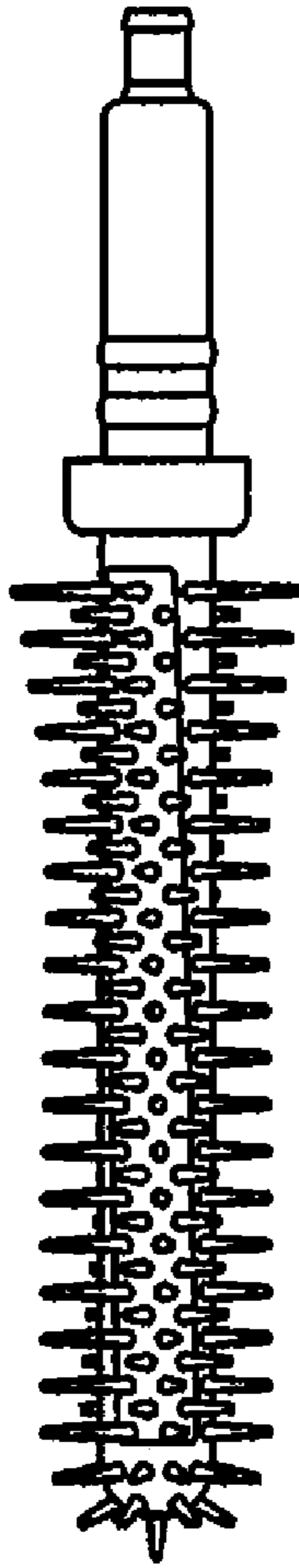


Fig. 3




Fig. 4




Fig. 5