



US00D633295S

(12) **United States Design Patent**
Russell

(10) **Patent No.:** **US D633,295 S**

(45) **Date of Patent:** **** Mar. 1, 2011**

(54) **CURLING IRON TRAVEL BAG**

(76) Inventor: **Amy Russell**, Ellenwood, GA (US)

(**) Term: **14 Years**

(21) Appl. No.: **29/357,406**

(22) Filed: **Apr. 7, 2010**

(51) **LOC (9) Cl.** **03-01**

(52) **U.S. Cl.** **D3/289**

(58) **Field of Classification Search** D3/201,
D3/203.1, 203.6, 203.7, 203.8, 205, 273,
D3/275, 280, 283, 284, 289, 301, 315; D14/485,
D14/489, 492; D18/27; D28/38, 76, 77,
D28/83; 132/312; 150/103, 112, 144; 190/901,
190/903; 206/38, 235, 570, 581, 823
See application file for complete search history.

(56) **References Cited**

U.S. PATENT DOCUMENTS

931,853	A *	8/1909	Forehand	383/9
1,196,406	A *	8/1916	Stockellburg	206/92
1,625,651	A *	4/1927	Gretsch	206/314
1,820,282	A *	8/1931	Mcguire	206/236
1,995,799	A *	3/1935	Doniger	206/229
2,167,926	A *	8/1939	Glasker	206/581
2,623,566	A *	12/1952	Kibler	190/125
2,648,366	A *	8/1953	Higbee et al.	206/570
2,674,288	A *	4/1954	Laidlaw	190/115
2,804,969	A *	9/1957	Barnett	206/229
2,843,170	A *	7/1958	Frankfurt	150/112
3,963,102	A *	6/1976	Carp	190/108
D348,542	S *	7/1994	Cannella	D28/38

D365,441	S *	12/1995	Drake et al.	D3/205
5,579,916	A *	12/1996	Manko	206/581
D385,694	S *	11/1997	Magnussen	D3/205
D412,616	S *	8/1999	Livingston	D3/276
D489,899	S *	5/2004	Carter	D3/301
7,565,979	B1 *	7/2009	Gibson	206/570

* cited by examiner

Primary Examiner—Elizabeth A Albert
Assistant Examiner—Karen E Eldridge Powers

(57) **CLAIM**

The ornamental design for a curling iron travel bag, as shown and described.

DESCRIPTION

FIG. 1. is a perspective view of a curling iron travel bag, showing my new design;

FIG. 2. Is a front elevational view thereof;

FIG. 3. Is a rear elevational view thereof;

FIG. 4. Is a left-side elevational view thereof, the right-side elevational view being a mirror image thereof;

FIG. 5. Is a top plan view thereof;

FIG. 6. Is a bottom plan view thereof; and,

FIG. 7. Is a interior plan view showing the curling iron travel bag in an open condition.

The broken line shown on the bottom half of the claimed design in FIG. 7 is a stitched seam, and forms a part of the claimed design.

1 Claim, 2 Drawing Sheets

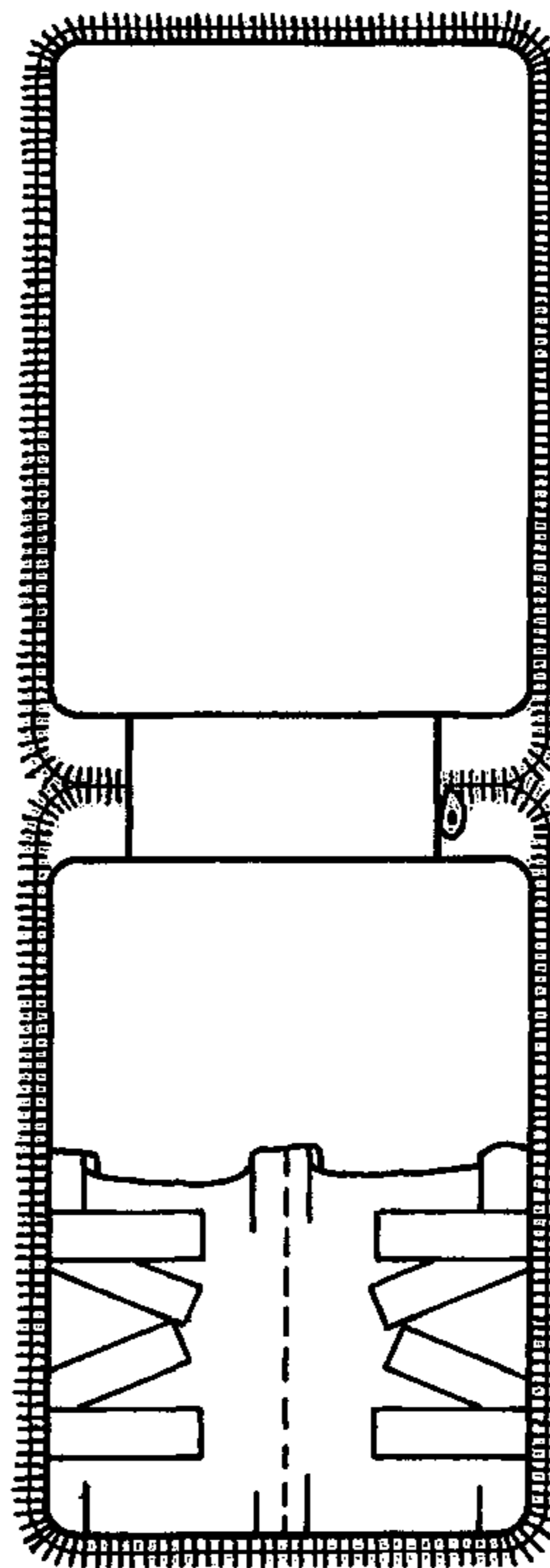



Fig. 1

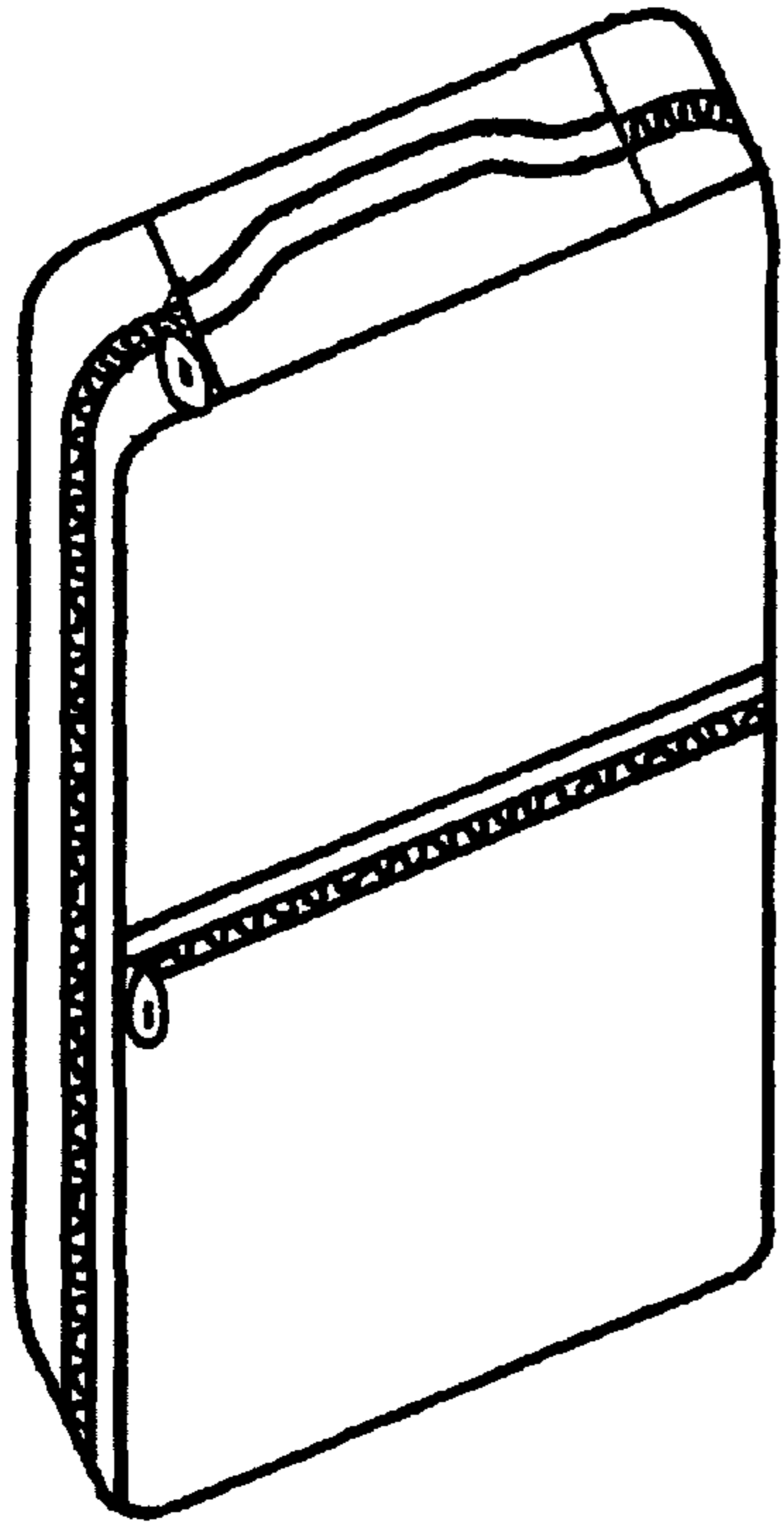


Fig. 3




Fig. 2




Fig. 4




Fig. 5




Fig 6




Fig 7

