



US00D633287S

(12) **United States Design Patent**
Skaja

(10) **Patent No.:** **US D633,287 S**
(45) **Date of Patent:** **** *Mar. 1, 2011**

(54) **PORTION OF A SHOE**

- (75) Inventor: **Joseph J. Skaja**, Englewood, NJ (US)
- (73) Assignee: **Aetrex Worldwide, Inc.**, Teaneck, NJ (US)
- (*) Notice: This patent is subject to a terminal disclaimer.
- (**) Term: **14 Years**
- (21) Appl. No.: **29/327,109**
- (22) Filed: **Oct. 30, 2008**

- (51) **LOC (9) Cl.** **02-04**
- (52) **U.S. Cl.** **D2/946**
- (58) **Field of Classification Search** D5/62,
D5/63, 64, 65, 66; D2/902, 907, 908, 916,
D2/917, 918, 941, 957, 958, 959, 976; 36/3 B,
36/24.5, 25 R, 32 R, 136; D11/7, 40, 43,
D11/49; D9/583

See application file for complete search history.

(56) **References Cited**

U.S. PATENT DOCUMENTS

D132,759 S	6/1942	Atkins	
D143,397 S	1/1946	Cameron	
D394,140 S	5/1998	Loverin	
D414,920 S *	10/1999	Cahill D2/953
D415,610 S *	10/1999	Cahill D2/960
D516,279 S	3/2006	Shelby	
D532,596 S	11/2006	Choi	
D535,810 S	1/2007	Simpson et al.	
D538,029 S	3/2007	Knoepke	
D539,522 S	4/2007	Lawler	
D540,545 S *	4/2007	Doose D5/62
D550,430 S	9/2007	Martin, Jr.	
D554,847 S	11/2007	Schmelzer et al.	
D555,339 S *	11/2007	Chang D2/959
7,475,499 B2 *	1/2009	Robben 36/86
D616,183 S *	5/2010	Skaja D2/946

OTHER PUBLICATIONS

- <http://www.simpleshoes.com>—Simple Shoes—Eco-friendly Shoes, Sandals and Bags inclu . . . ; Men’s Sno Tire-Hemp (1 pg.).
- <http://www.simpleshoes.com>—Simple Shoes—Eco-friendly Shoes, Sandals and Bags inclu . . . ; Men’s O.S. Sneaker (1 pg.).
- <http://www.sandalsweb.com/birkenstock-sandals.jpeg> (1 pg.) cited visited Aug. 21, 2008.
- <http://www.lakai.com/0p8/SP08/foorwear/recycled%5Fkstone%5Fcoda/>; Lakai Limited Footwear Spring 2008; Part II: The Recycled Program (2 pgs.) Cited visited Aug. 21, 2008.

(Continued)

Primary Examiner—Susan Bennett Hattan
Assistant Examiner—Barbara B Lohr
 (74) *Attorney, Agent, or Firm*—Lowenstein Sandler PC


(57) **CLAIM**

The ornamental design for a portion of a shoe, as shown and described.

DESCRIPTION

FIG. 1 is a perspective view of a portion of a shoe according to my new design;
 FIG. 2 is an enlarged perspective view thereof;
 FIG. 3 is an enlarged top plan view thereof;
 FIG. 4 is an enlarged cross-section view thereof;
 FIG. 5 is a perspective view of another portion of a shoe according to my new design;
 FIG. 6 is an enlarged perspective view thereof;
 FIG. 7 is an enlarged top plan view thereof; and,
 FIG. 8 is an enlarged cross-section view thereof.
 The broken lines shown herein for illustrative purposes of the environment or which define the bounds of the claimed design form no part of the claimed design.

1 Claim, 8 Drawing Sheets



US D633,287 S

Page 2

OTHER PUBLICATIONS

http://www.shoes.com/Product_Images/Shoes_iAEC1030990.jpg
(1 pg.) cited visited Aug. 21, 2008.
http://designcarousel.typepad.com/photos/uncategorized/2008/05/06/picture_4.jpg (1 pg.) cite visited Aug. 21, 2008.

<http://www.nitrolicious.com/blog/wp-content/uploads/2008/03/mmm-corks-pumps.jpg> (1 pg.) cited visited Aug. 21, 2008.
<http://www.apcor.pt/userfiles/Image/JPS2000-54.jpg> (1 pg.) cite visited Aug. 21, 2008.

* cited by examiner




FIG. 1

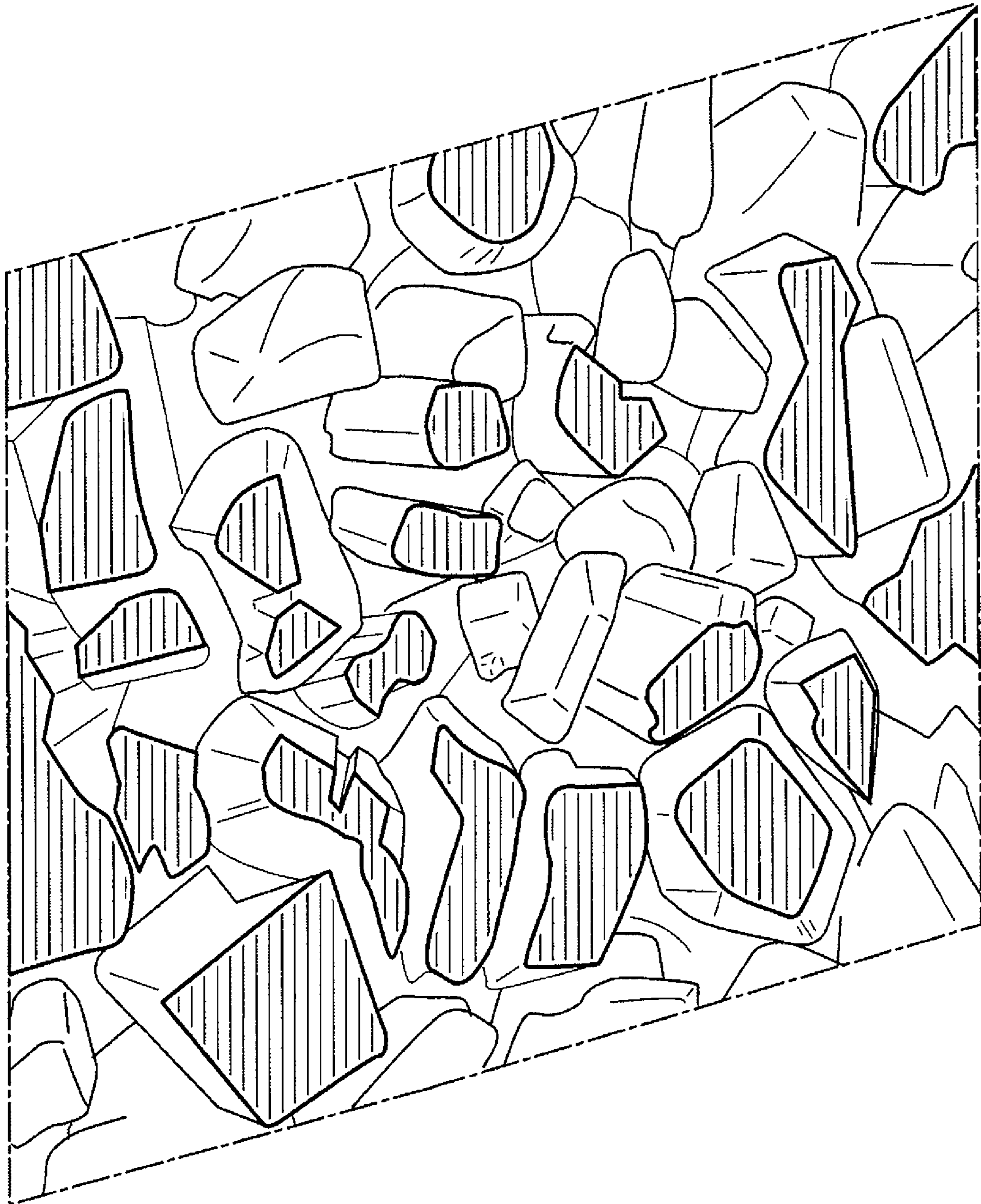


FIG. 2

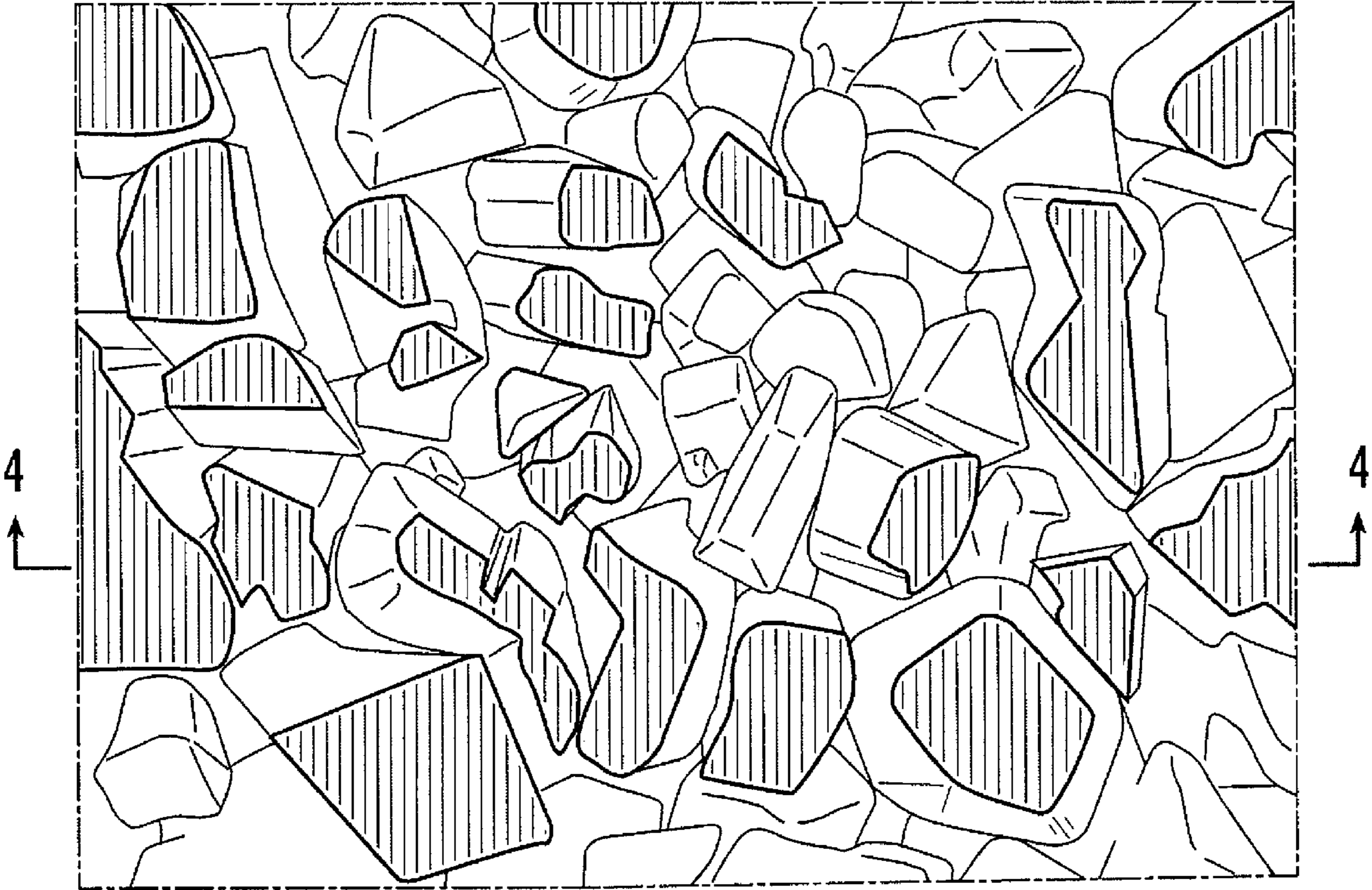


FIG. 3

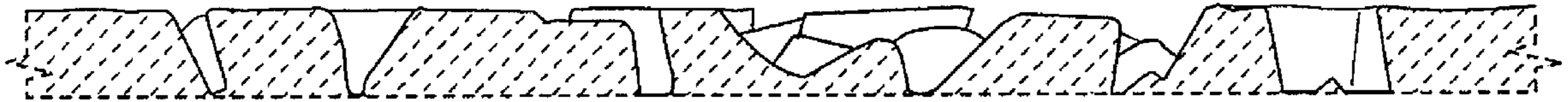


FIG. 4

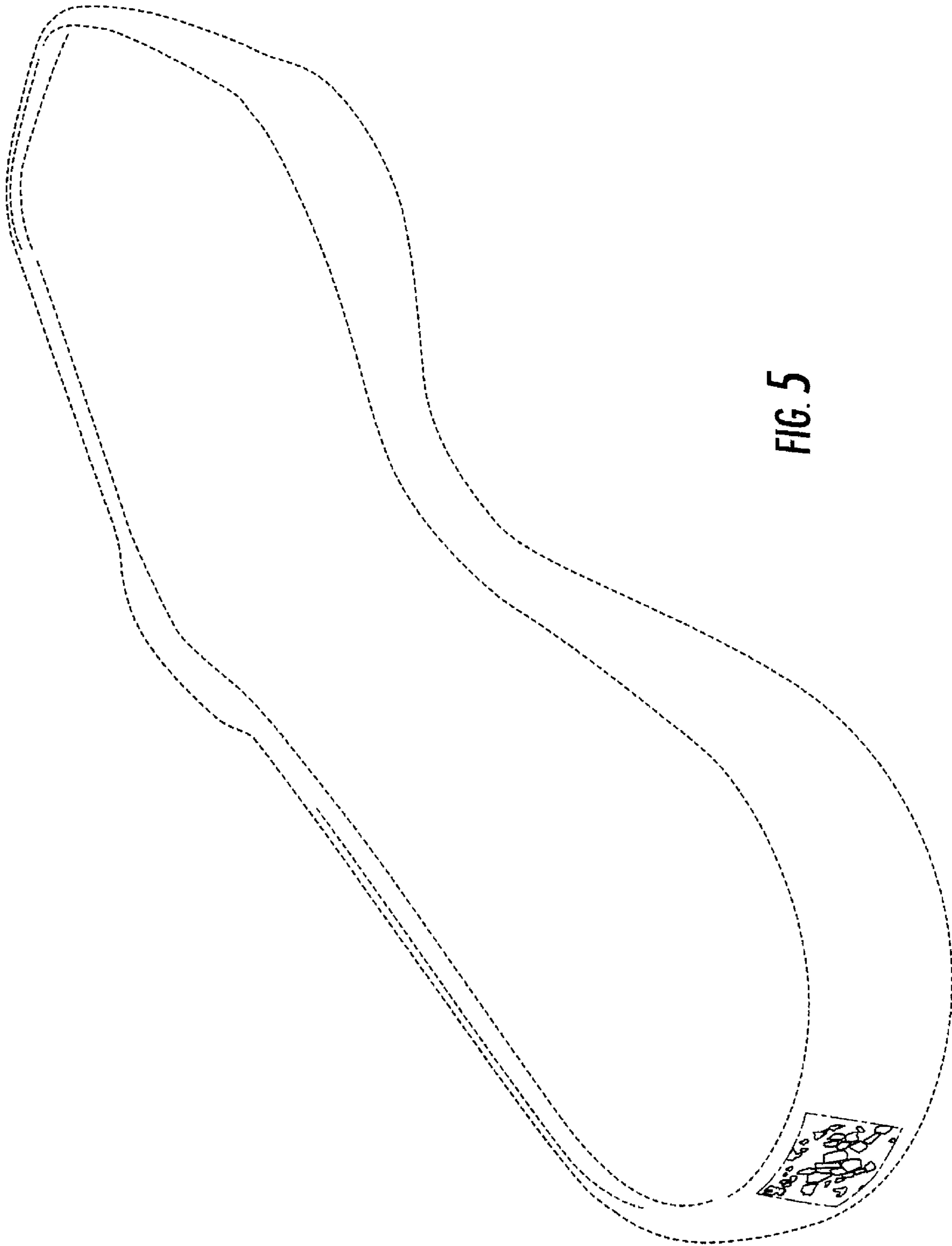


FIG. 5

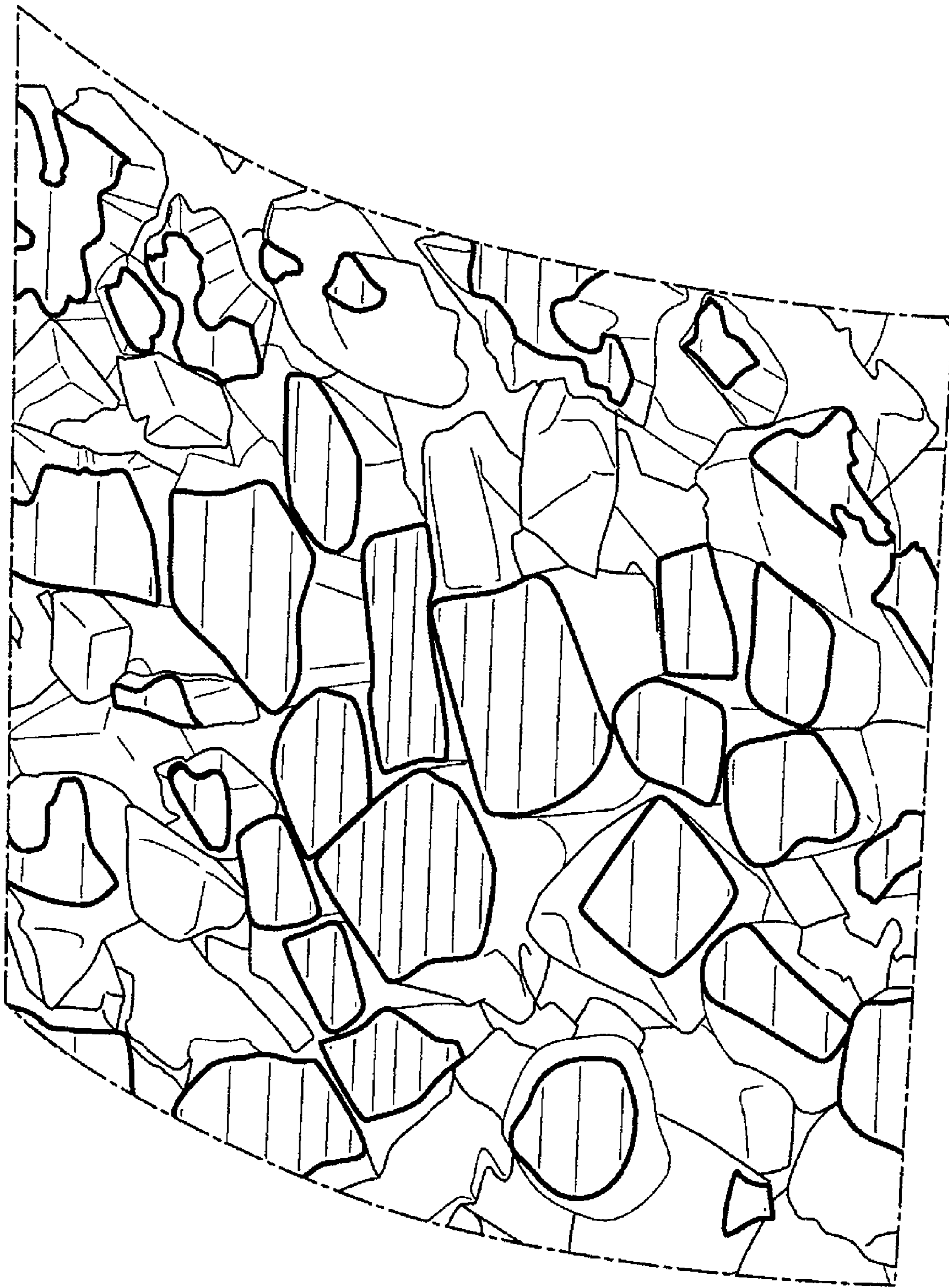


FIG. 6

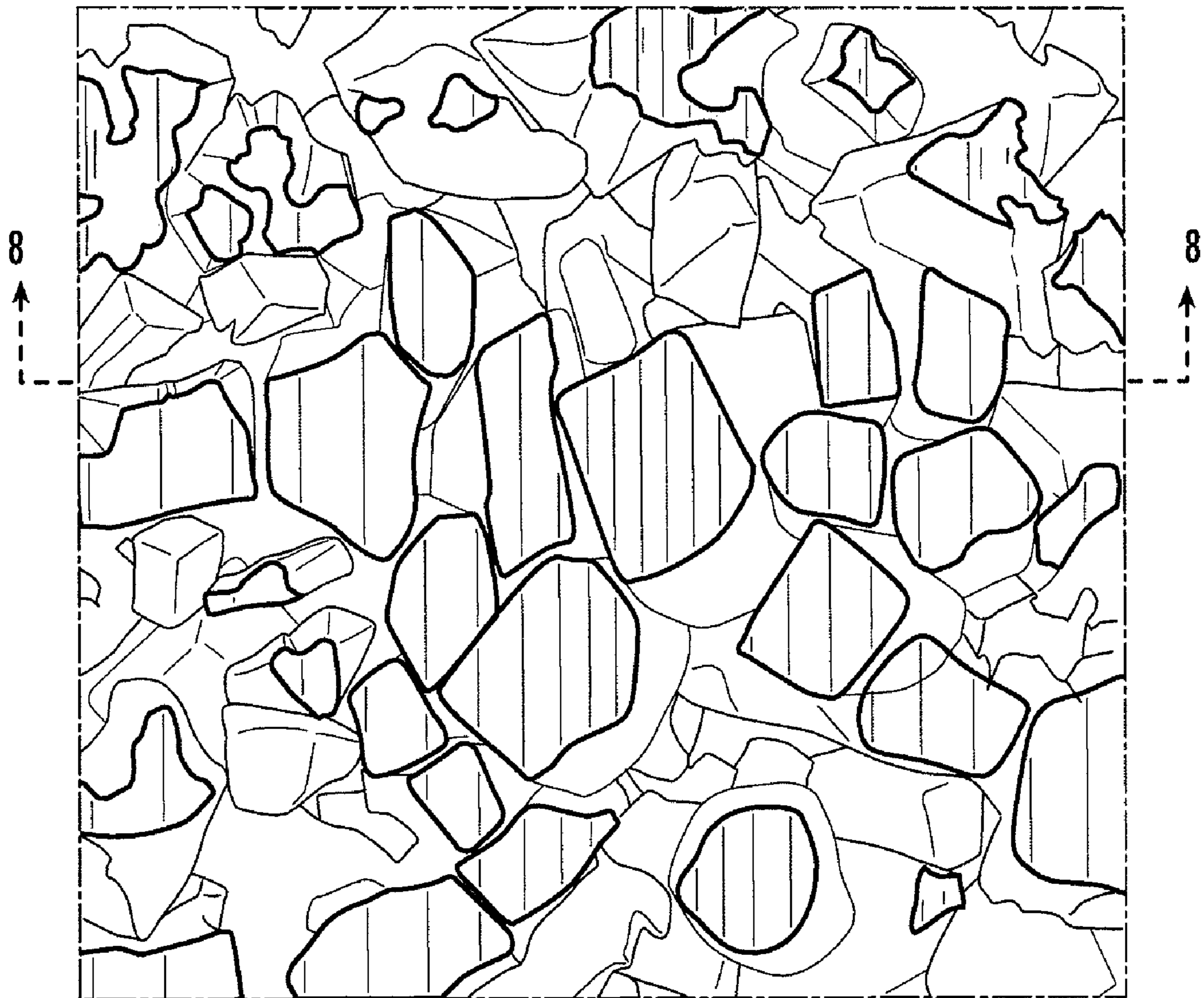


FIG. 7



FIG. 8