



US00D633283S

(12) **United States Design Patent**
Choi

(10) **Patent No.:** **US D633,283 S**
(45) **Date of Patent:** **** Mar. 1, 2011**

(54) **HAND KNITTED HEAD WRAP**

(76) Inventor: **Joseph Choi**, New York, NY (US)

(**) Term: **14 Years**

(21) Appl. No.: **29/351,293**

(22) Filed: **Dec. 3, 2009**

(51) **LOC (9) Cl.** **02-03**

(52) **U.S. Cl.** **D2/889**

(58) **Field of Classification Search** D2/865,
D2/866, 869, 870, 874, 875, 876, 877, 889,
D2/891; D28/41; 2/171, 174, 181, 181.2,
2/181.4, 181.6, 181.8, 182.1, 182.2, 182.3,
2/182.4, 182.5, 182.6, 182.7, 182.8, 195.8,
2/200.1, 207, DIG. 11, 244; 132/274

See application file for complete search history.

(56) **References Cited**

U.S. PATENT DOCUMENTS

214,550	A *	4/1879	Caldwell	2/204
1,197,205	A *	9/1916	Hindin	2/207
1,207,574	A *	12/1916	Lewis	132/274
1,369,971	A *	3/1921	Reynolds	2/171.03
1,532,750	A *	4/1925	Joha	2/172
D68,106	S *	9/1925	Kindler	D2/869

(Continued)

OTHER PUBLICATIONS

Woven Flower Head Wrap, as shown on www.kaboodle.com, viewed Jun. 4, 2010 (7 pages).*

Warm Winter Head Wrap, as shown on www.SassyHairGems.com, viewed Jun. 4, 2010 (3 pages).*

Primary Examiner—Elizabeth A Albert

Assistant Examiner—Karen E Eldridge Powers

(74) *Attorney, Agent, or Firm*—Park & Associates IP Law LLC

(57) **CLAIM**

What is claimed is the ornamental design for a hand knitted head wrap, as shown and described.

DESCRIPTION

FIG. 1 is a perspective view of a first embodiment of a hand knitted head wrap, illustrated in a worn configuration, showing the new design;

FIG. 2 is a front elevational view thereof, illustrated in a flat configuration;

FIG. 3 is a rear elevational view thereof, illustrated in the flat configuration;

FIG. 4 is a bottom plan view thereof, illustrated in the flat configuration;

FIG. 5 is a top plan view thereof, illustrated in the flat configuration;

FIG. 6 is a left-side elevational view thereof, illustrated in the flat configuration;

FIG. 7 is a right-side elevational view thereof, illustrated in the flat configuration;

FIG. 8 is an alternate perspective view thereof, illustrated in the flat configuration;

FIG. 9 is a perspective view of a second embodiment thereof having only one button, illustrated in a flat configuration;

FIG. 10 is a front elevational view thereof, illustrated in the flat configuration;

FIG. 11 is a rear elevation view thereof, illustrated in a flat configuration;

FIG. 12 is a bottom plan view thereof, illustrated in the flat configuration;

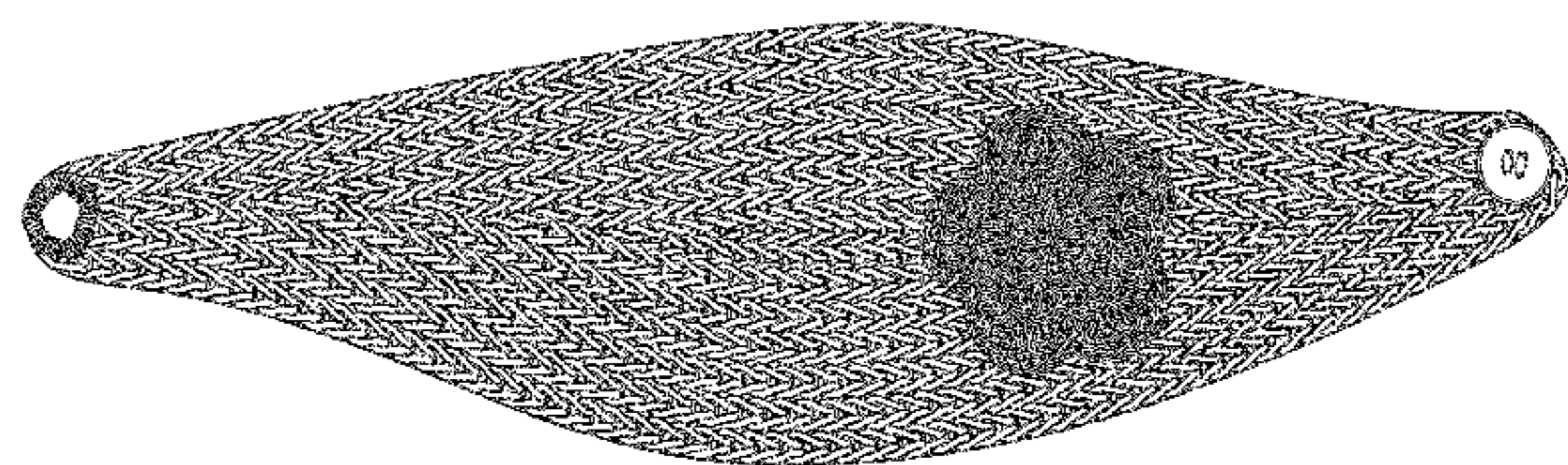
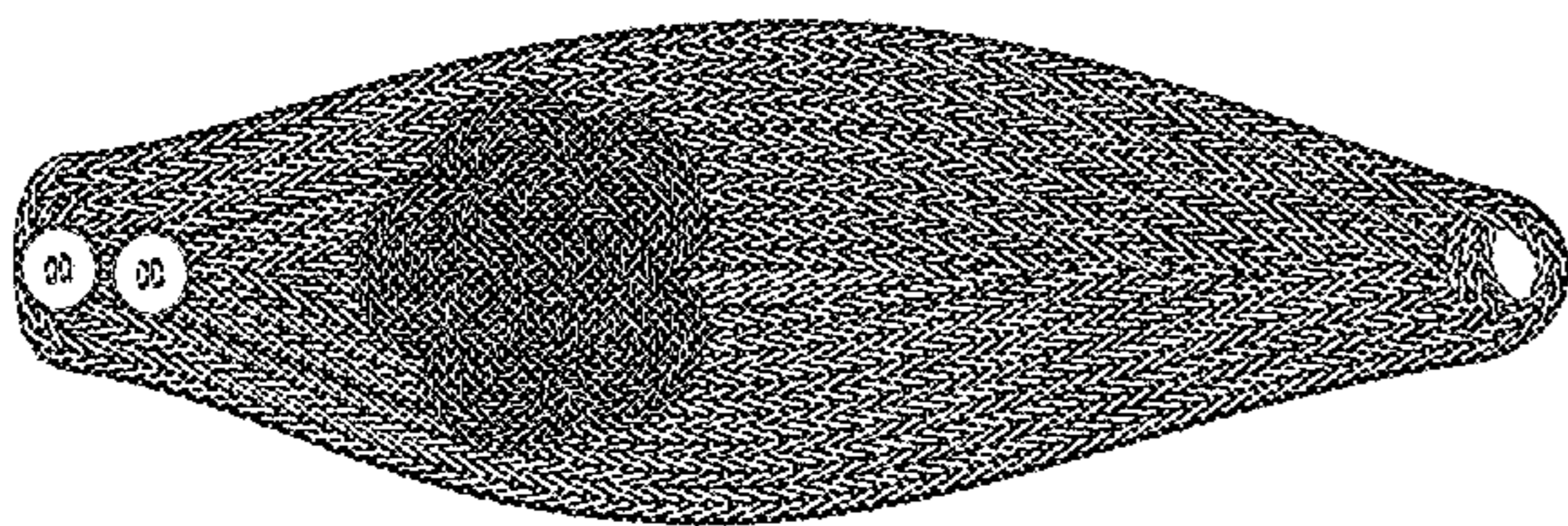
FIG. 13 is a top plan view thereof, illustrated in the flat configuration;

FIG. 14 is a left-side elevational view thereof, illustrated in the flat configuration; and,

FIG. 15 is a right-side elevational view thereof, illustrated in the flat configuration.

The broken lines showing a person in FIG. 1 are included for the purpose of illustrating the invention in use, and form no part of the claimed design.

1 Claim, 7 Drawing Sheets



US D633,283 S

Page 2

U.S. PATENT DOCUMENTS

1,611,771	A *	12/1926	Nathan	2/181.4	3,068,487	A *	12/1962	Hain	2/200.1
1,701,152	A *	2/1929	Freedman	33/12	3,214,769	A *	11/1965	Randolph	2/171
1,773,158	A *	8/1930	Zocher	2/244	3,428,963	A *	2/1969	Centeck	2/133
1,897,146	A *	2/1933	Richardson	2/171	3,441,032	A *	4/1969	Barrett	132/275
D90,846	S *	10/1933	Hamilton	D28/41	5,083,318	A *	1/1992	Hook	2/207
2,174,263	A *	9/1939	Guglielmi	132/274	5,129,106	A *	7/1992	Liou	2/411
D131,873	S *	3/1942	Artz	D2/870	5,577,520	A *	11/1996	Sluder	132/214
D136,562	S *	10/1943	Green	D2/869	5,640,721	A *	6/1997	Jackson	2/171
D142,007	S *	8/1945	Marks	D2/874	5,720,049	A *	2/1998	Clutton	2/207
D142,008	S *	8/1945	Marks	D2/874	6,161,224	A *	12/2000	Tuetken	2/244
2,386,682	A *	10/1945	Heineman	132/101	D465,883	S *	11/2002	Moher	D28/41
D145,560	S *	9/1946	Bonn	D2/869	D564,183	S *	3/2008	Roach et al.	D2/865
2,804,628	A *	9/1957	Marcellus	2/207	2005/0066421	A1 *	3/2005	Brundage	2/209.3

* cited by examiner



FIG. 1




FIG. 2




FIG. 3




FIG. 4



FIG. 5



FIG. 7



FIG. 6

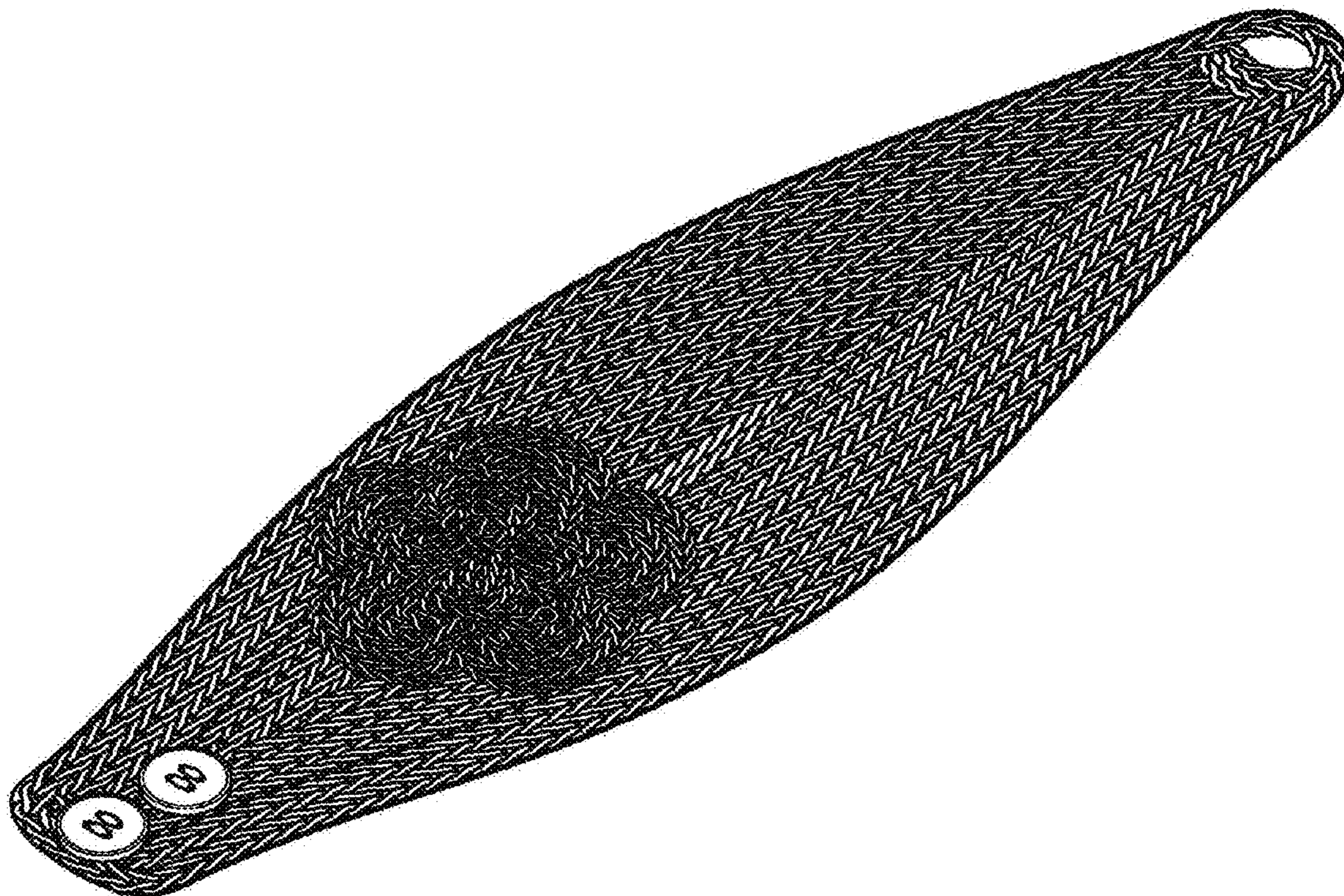


FIG. 8




FIG. 9




FIG. 10




FIG. 11




FIG. 12



FIG. 13



FIG. 14



FIG. 15