



US00D633282S

(12) **United States Design Patent**
Chekrallah

(10) **Patent No.:** **US D633,282 S**
(45) **Date of Patent:** **** Mar. 1, 2011**

(54) **HAT WITH TWO BRIMS**

(76) Inventor: **Marcel Chekrallah**, Canton, MA (US)

(**) Term: **14 Years**

(21) Appl. No.: **29/365,570**

(22) Filed: **Jul. 12, 2010**

(51) **LOC (9) Cl.** **02-03**

(52) **U.S. Cl.** **D2/882**

(58) **Field of Classification Search** D2/865,
D2/866, 875, 876, 877, 878, 879, 880, 881,
D2/882, 883, 884, 885, 886, 887, 888, 891,
D2/892, 893, 894, 895; 2/171, 171.4, 171.5,
2/171.7, 171.8, 175.1, 195.1, 195.2, 195.3,
2/195.4, 183, 200.3, 209.12, 209.13, 209.14,
2/209.3, 209.5, 209.7

See application file for complete search history.

(56) **References Cited**

U.S. PATENT DOCUMENTS

D31,107 S * 6/1899 Davis D2/882
2,926,356 A * 3/1960 Taylor 2/412
D315,439 S * 3/1991 Lorentzen, Jr. D2/882
5,091,994 A * 3/1992 Delane et al. 2/209.13
6,243,877 B1 * 6/2001 Heyward, Jr. 2/195.1
D446,631 S * 8/2001 Davis D2/882
D460,244 S * 7/2002 Coluccio D2/881
D572,437 S * 7/2008 Scott D2/882
D582,131 S * 12/2008 French et al. D2/866
D601,331 S * 10/2009 Hayashida D2/891
D610,781 S * 3/2010 Cho D2/879

D621,138 S * 8/2010 Roos et al. D2/876
D627,956 S * 11/2010 Scott, Jr. D2/893
2003/0093851 A1 * 5/2003 Maya 2/195.1
2004/0123375 A1 * 7/2004 Walters 2/171
2005/0086724 A1 * 4/2005 Marsh et al. 2/195.1
2006/0107440 A1 * 5/2006 Keffer 2/175.1
2006/0277658 A1 * 12/2006 Marsh et al. 2/171
2010/0142191 A1 * 6/2010 Liao 362/106

* cited by examiner

Primary Examiner—Elizabeth A Albert
Assistant Examiner—Karen E Eldridge Powers
(74) *Attorney, Agent, or Firm*—Sinorica, LLC

(57) **CLAIM**

The ornamental design for a hat with two brims, as shown and described.

DESCRIPTION

FIG. 1 is a perspective view of a hat with two brims;

FIG. 2 is a front elevational view thereof;

FIG. 3 is a rear elevational view thereof;

FIG. 4 is a left-side elevational view thereof;

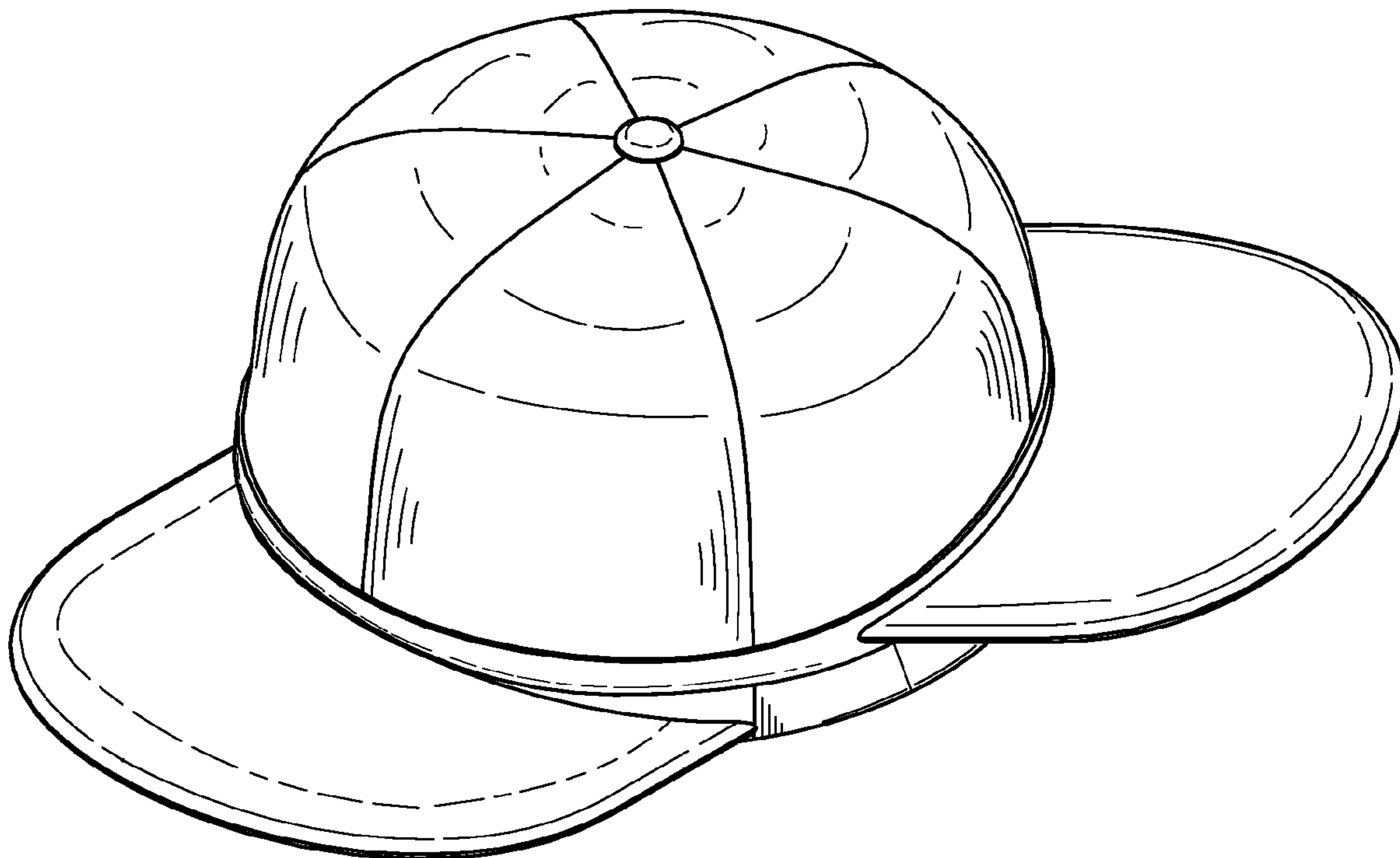
FIG. 5 is a right-side elevational view thereof;

FIG. 6 is a bottom plan view thereof; and,

FIG. 7 is a top plan view thereof.

The broken lines shown on the brims are for the purpose of illustrating environmental structure and form no part of the claim.

1 Claim, 7 Drawing Sheets



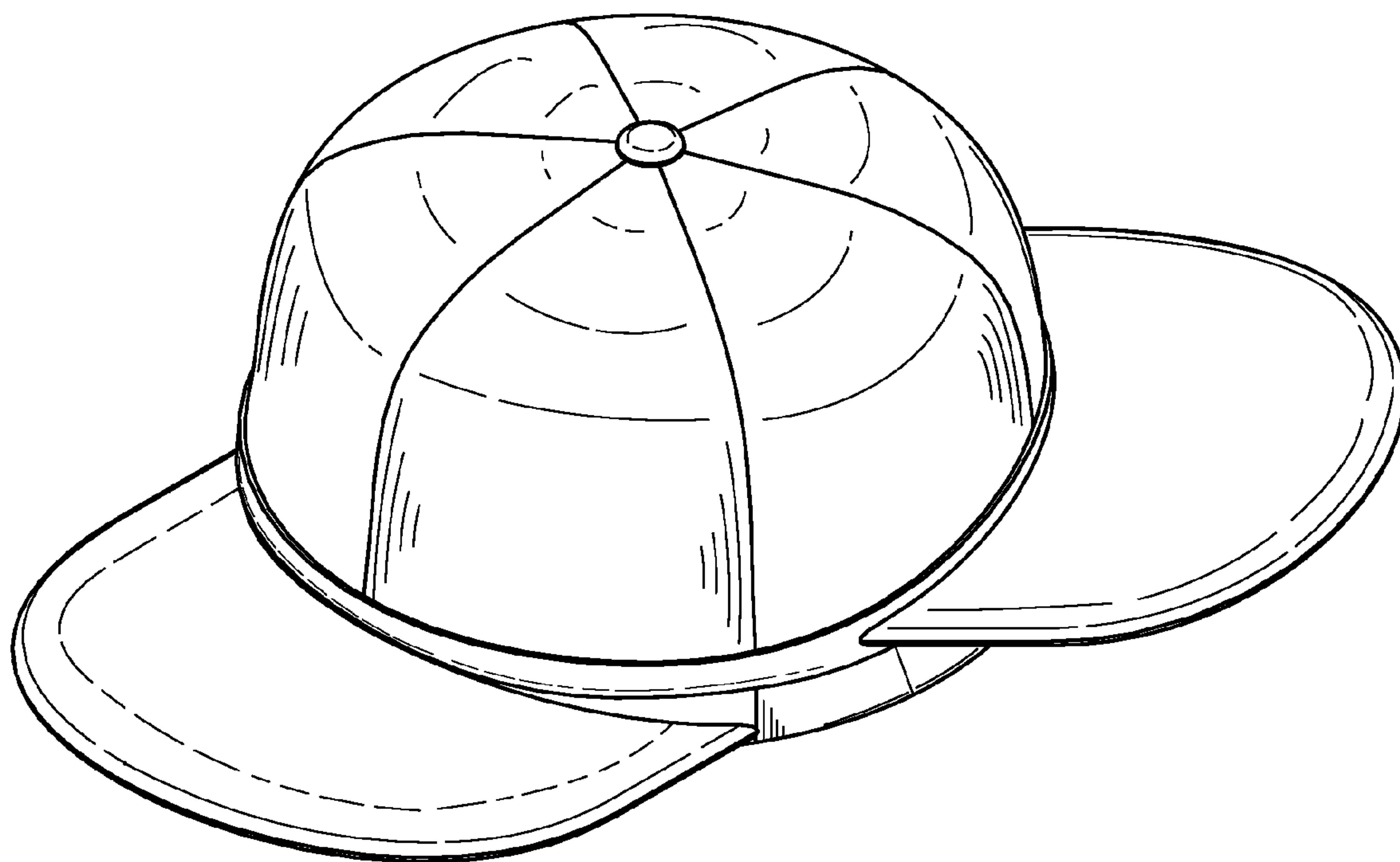


FIG. 1

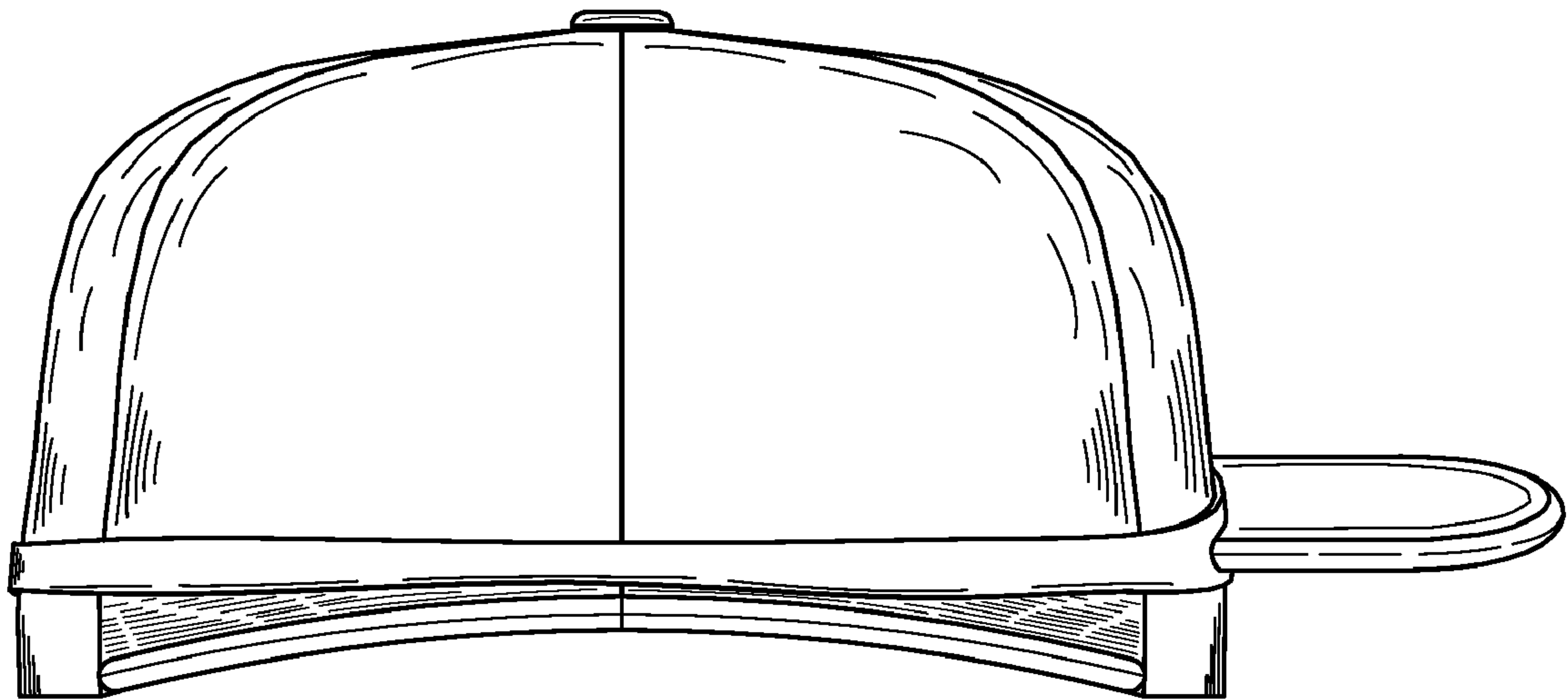


FIG. 2

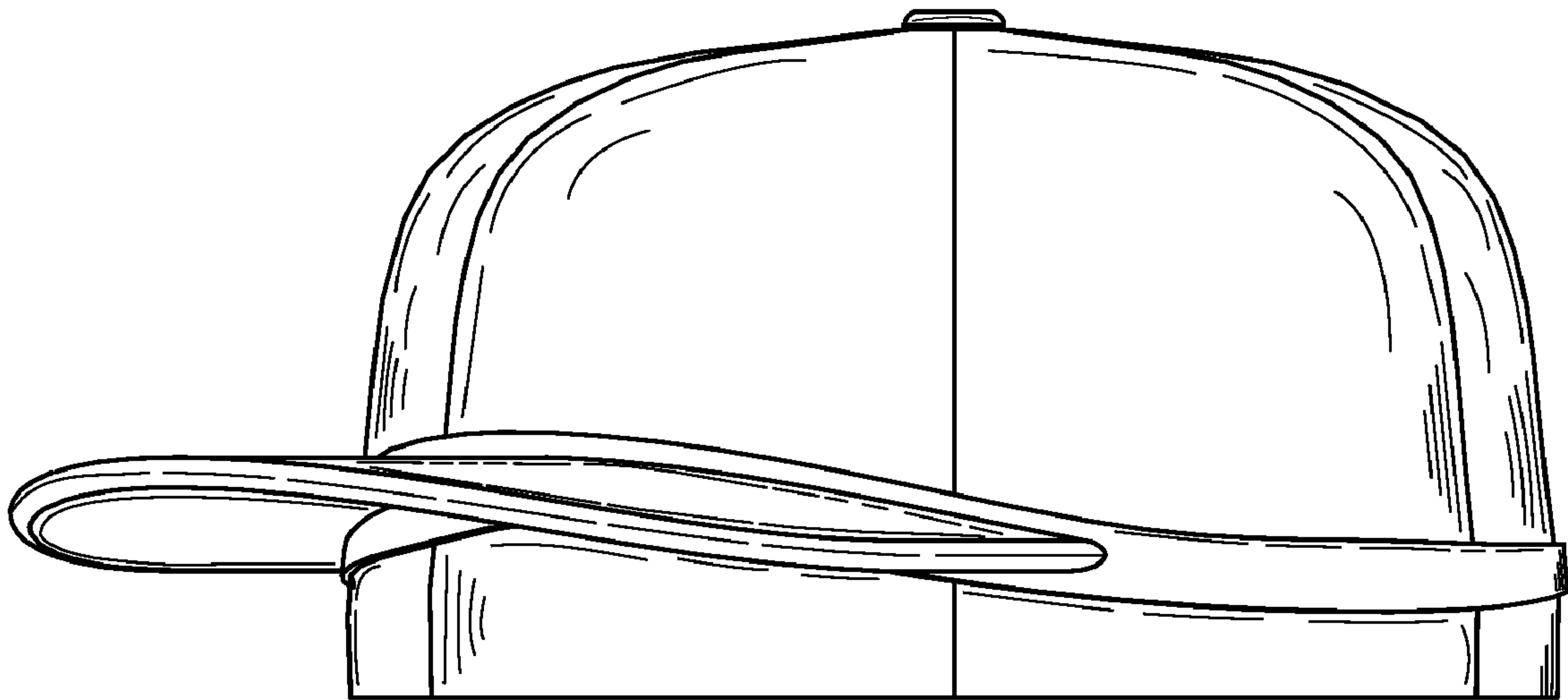


FIG. 3




FIG. 4

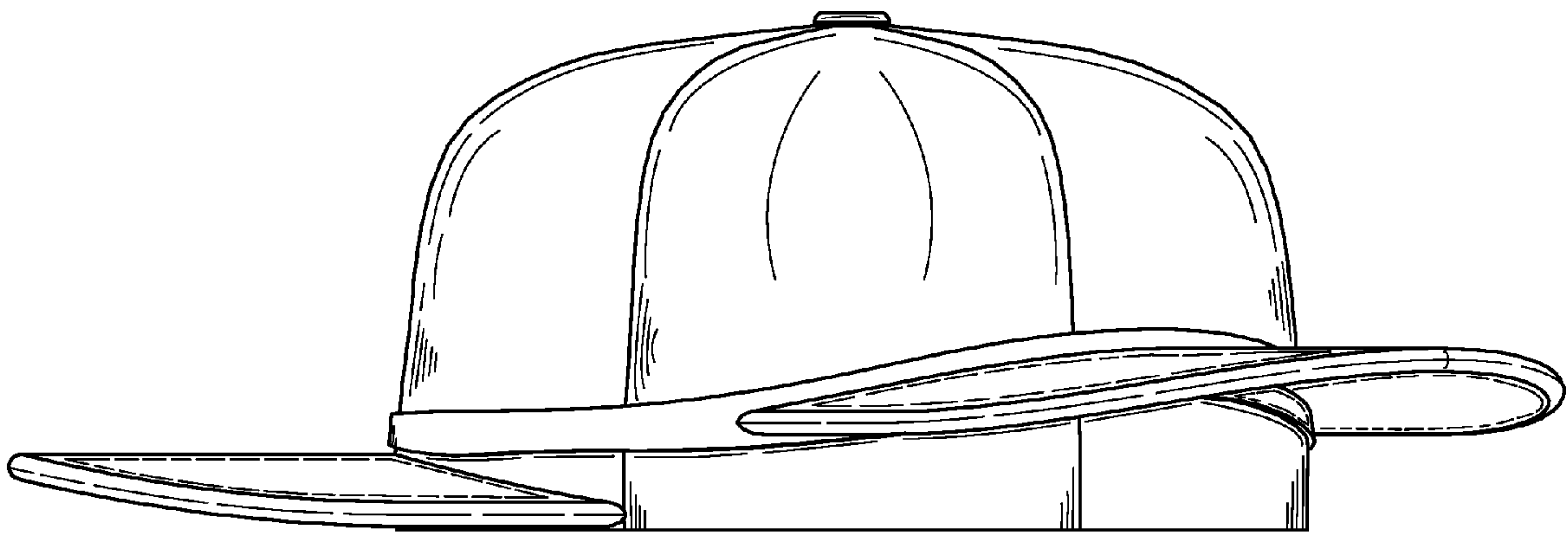


FIG. 5

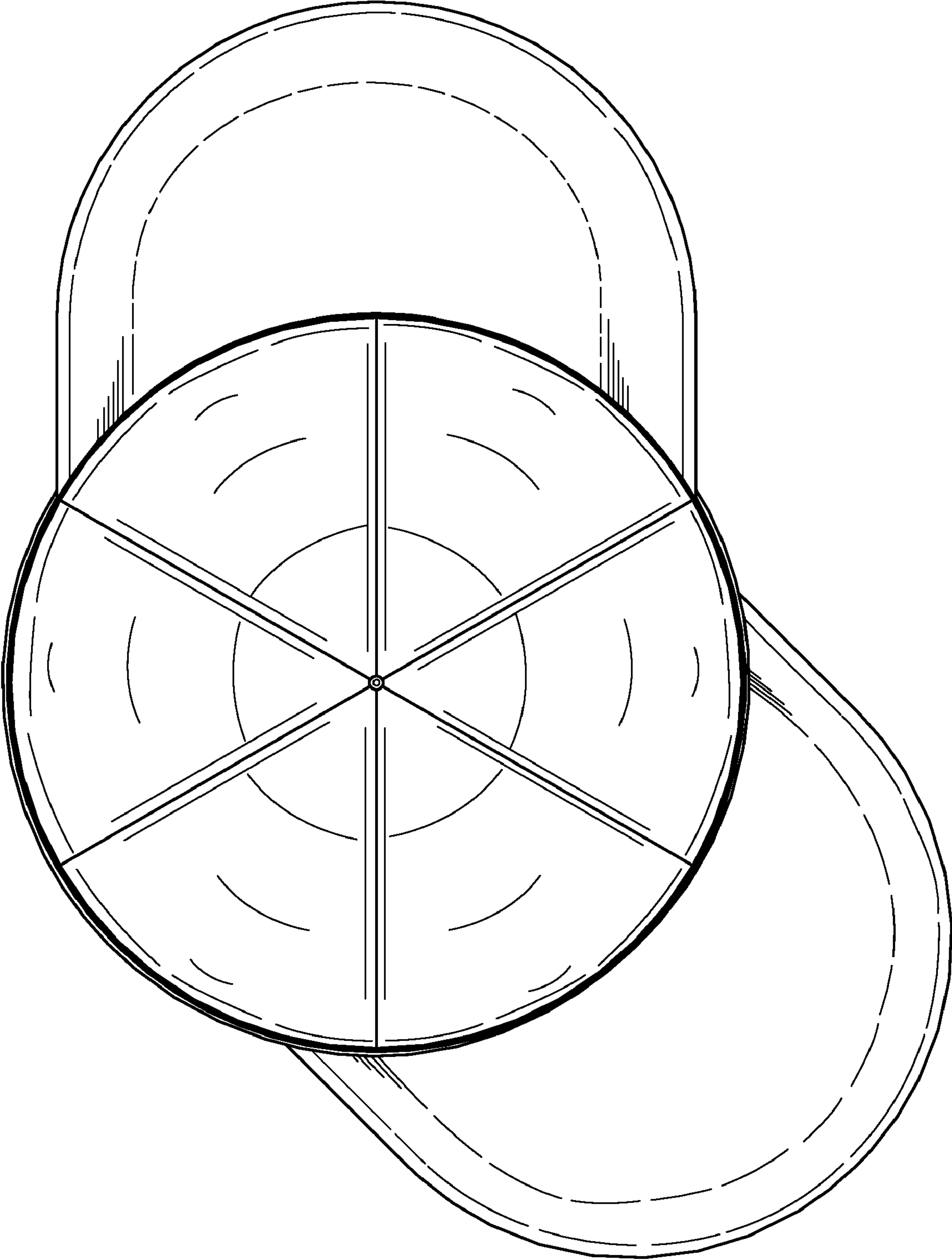


FIG. 6

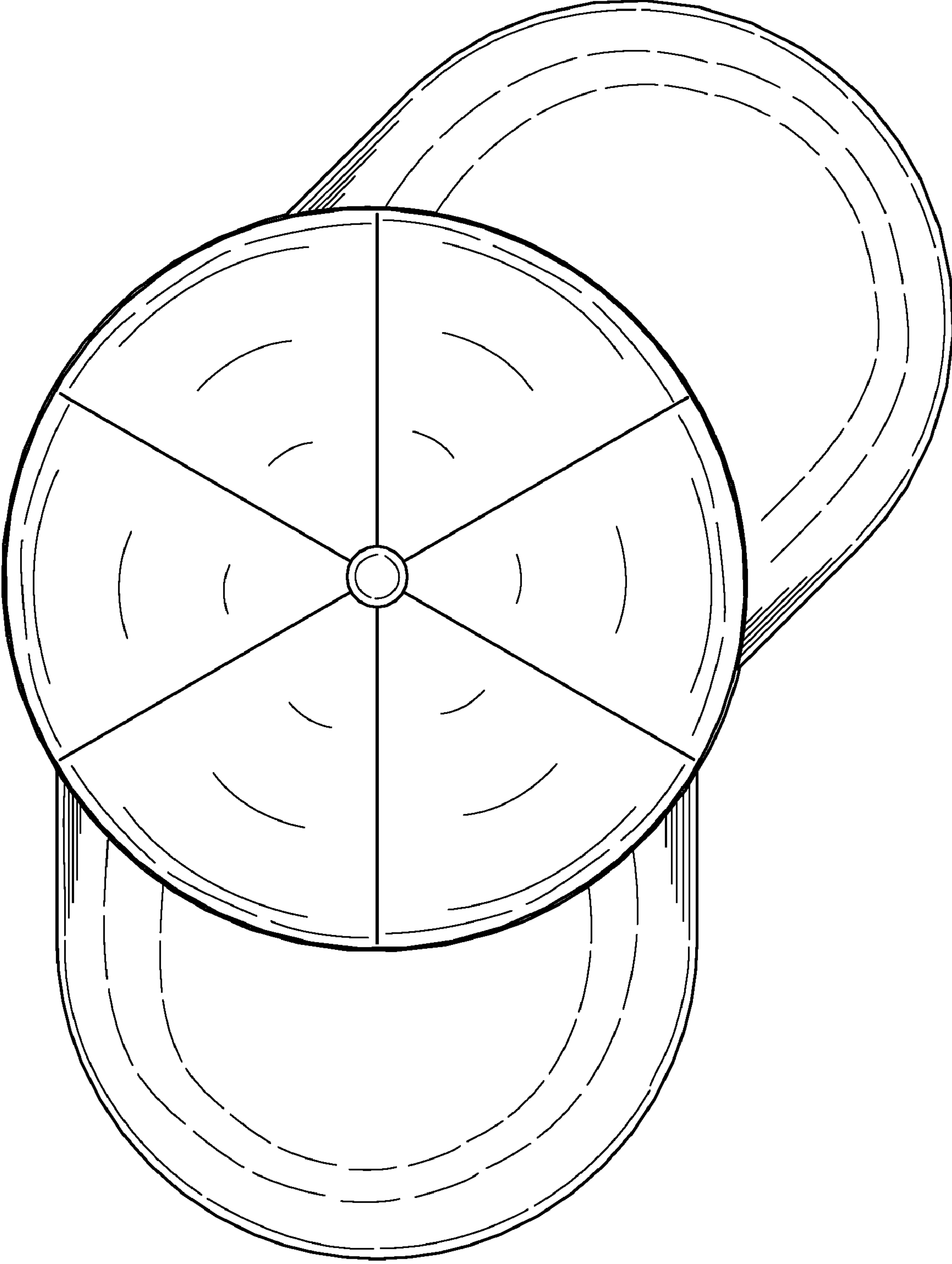


FIG. 7