



US00D633278S

(12) **United States Design Patent**
de Bourgnecht

(10) **Patent No.:** **US D633,278 S**
(45) **Date of Patent:** **** Mar. 1, 2011**

(54) **BABY SLEEPING BAG**

(76) Inventor: **Dominique de Bourgnecht**, Brooklyn, NY (US)

(**) Term: **14 Years**

(21) Appl. No.: **29/350,870**

(22) Filed: **Nov. 24, 2009**

(51) **LOC (9) Cl.** **02-02**

(52) **U.S. Cl.** **D2/719**

(58) **Field of Classification Search** D2/700,
D2/718, 719, 724, 823; 2/83, 69, 69.5
See application file for complete search history.

(56) **References Cited**

U.S. PATENT DOCUMENTS

2,307,266	A *	1/1943	Hansen	2/114
4,295,230	A *	10/1981	Blodgett	2/69.5
D446,907	S *	8/2001	Hall et al.	D2/719
D526,464	S *	8/2006	Johnson et al.	D2/719
D557,880	S *	12/2007	O'Connor-Cowley	D2/719
D606,282	S *	12/2009	Chen	D2/719
2005/0120459	A1 *	6/2005	McConnell et al.	2/69.5
2006/0236441	A1 *	10/2006	Johnson et al.	2/69.5
2010/0218299	A1 *	9/2010	Damir	2/69.5

FOREIGN PATENT DOCUMENTS

EP	1637045	A1 *	3/2006
FR	2867045	A1 *	9/2005

OTHER PUBLICATIONS

Shopper's Choice. http://www.shopperschoice.com/item_item_435648.html?PID=2758718. Date Unknown: Viewed Oct. 2010. "Sports Sleep Sack".*

Kijiji. <http://toronto.kijiji.ca/c-buy-and-sell-baby-items-clothing-0-3-months-Newborn-Sleep-Sack-Infant-Sleeping-Bag-neutral->

white-WOQQAdIdZ221202397. Date Unknown: Viewed Oct. 2010. "Newborn Sleep Sack Infant Sleeping Bag".*

Arte Bebe. http://www.artebebe.com/catalog/bedding-blankets/c91/p11303/Dwell-Baby/Dwell-Baby-Sleep-Sack-Sparrow-NEW-48/product_info.html. Date Unknown: Viewed Oct. 2010. "Dwell Baby Sleep Sack".*

* cited by examiner

Primary Examiner—Ian Simmons

Assistant Examiner—Rashida Johnson

(74) *Attorney, Agent, or Firm*—QuickPatents, Inc.; Kevin Prince

(57) **CLAIM**

What is claimed is the ornamental design for a baby sleeping bag, as shown and described.

DESCRIPTION

FIG. 1 is a perspective view of a baby sleeping bag, illustrated as worn by a baby, showing the new design;

FIG. 2 is a front elevational view thereof, illustrated as laid flat;

FIG. 3 is a rear elevational view thereof, illustrated as laid flat;

FIG. 4 is a left-side elevational view thereof, illustrated as laid flat, the right-side elevational view being a mirror image thereof;

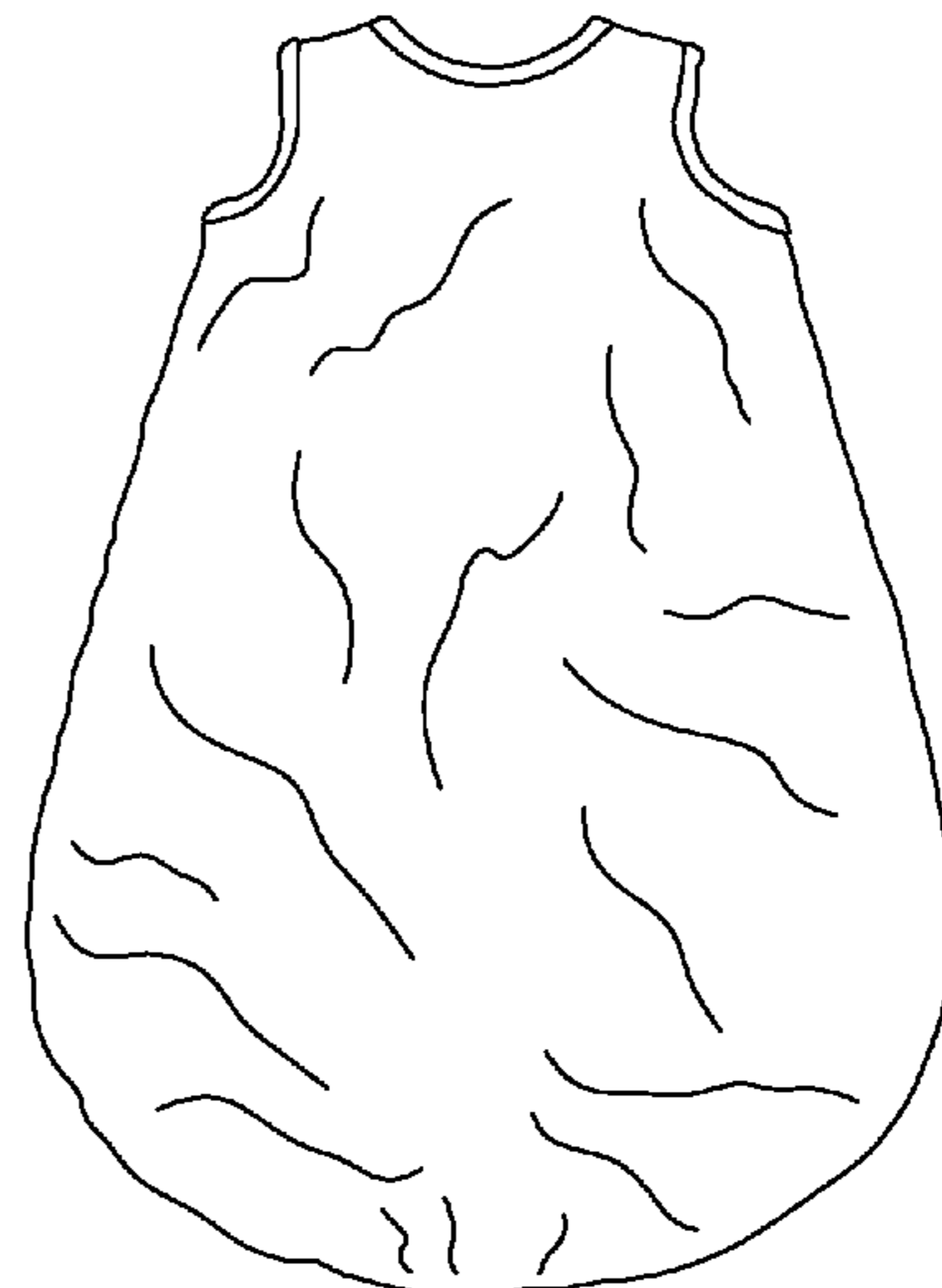
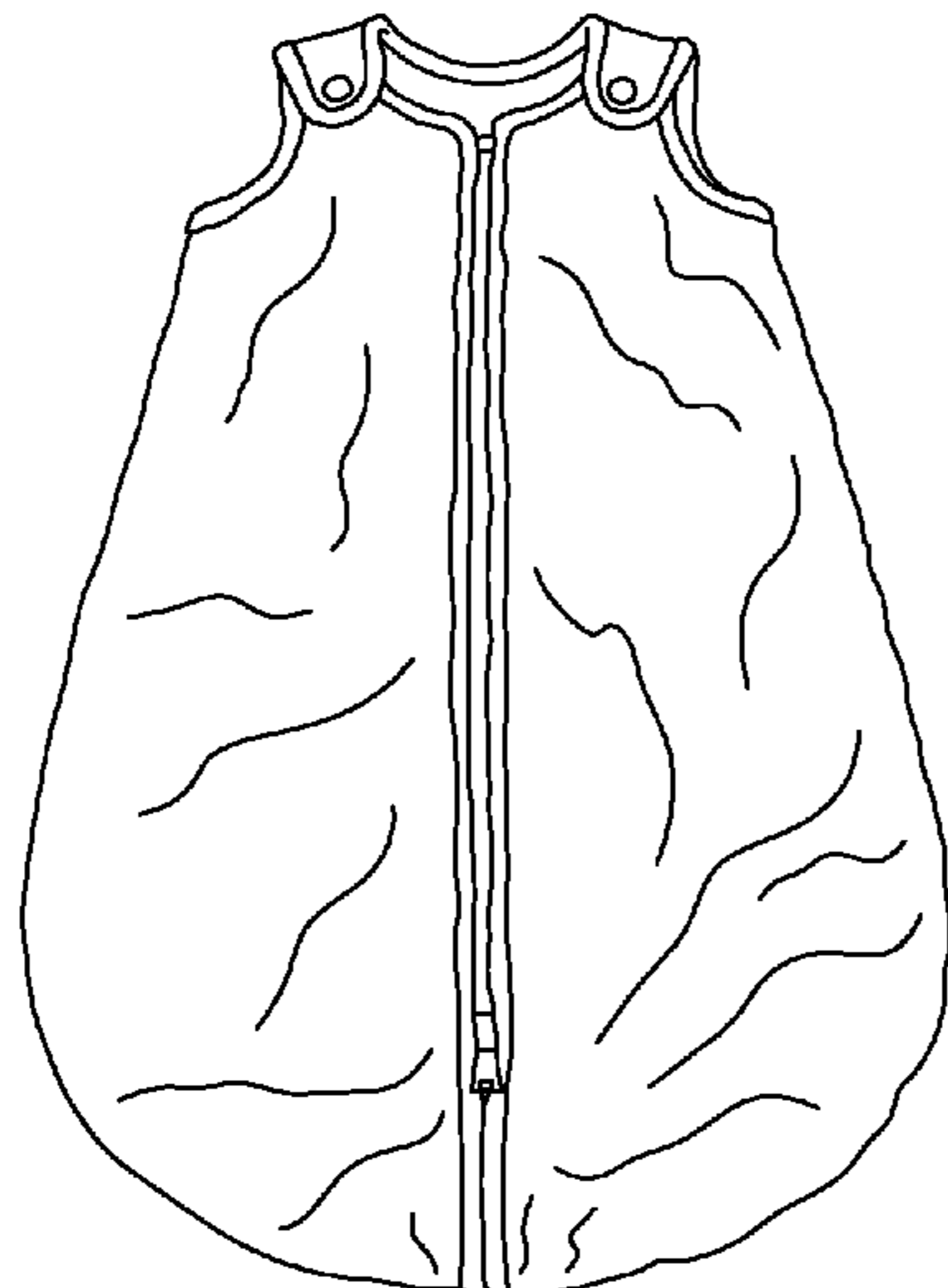
FIG. 5 is a top plan view thereof, illustrated as laid flat;

FIG. 6 is a bottom plan view thereof, illustrated as laid flat; and,

FIG. 7 is an alternate perspective view thereof, illustrated in an open configuration.

The broken lines in FIG. 1 showing a baby are included to show the invention in use, and form no part of the claimed design. The remaining broken lines in FIGS. 1 and 4-7 represent stitching, and are part of the claimed design.

1 Claim, 2 Drawing Sheets



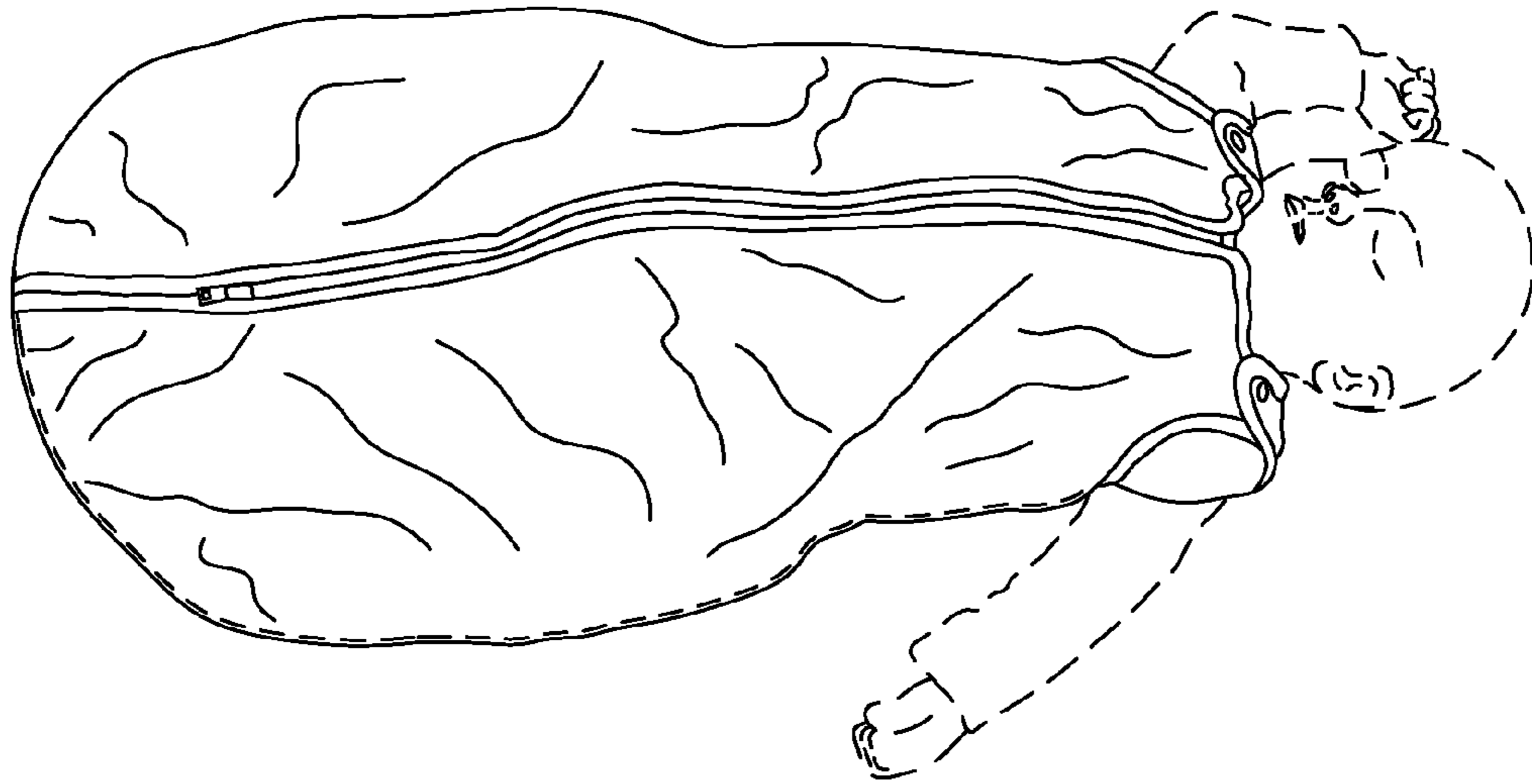


FIG. 1

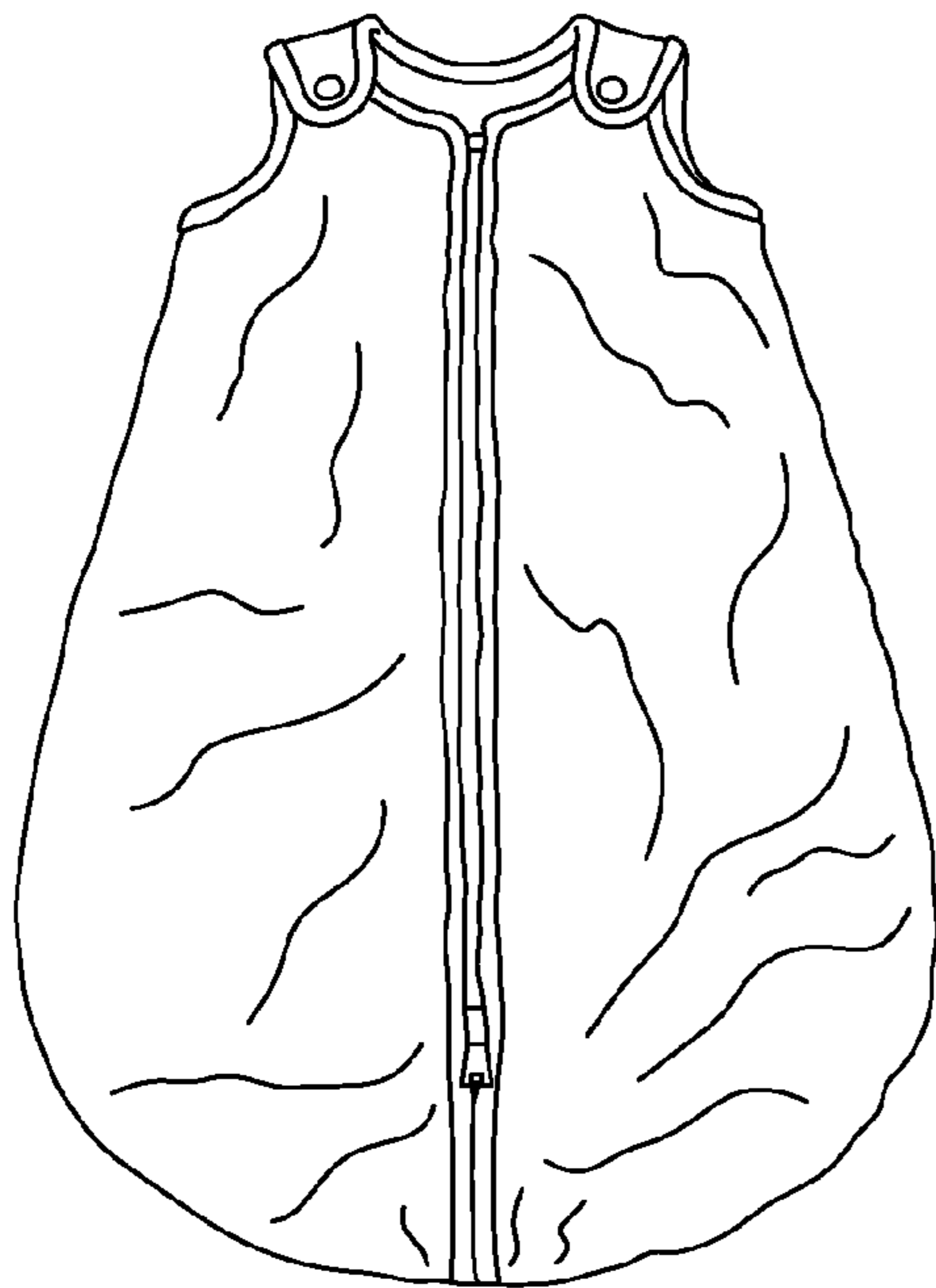


FIG. 2

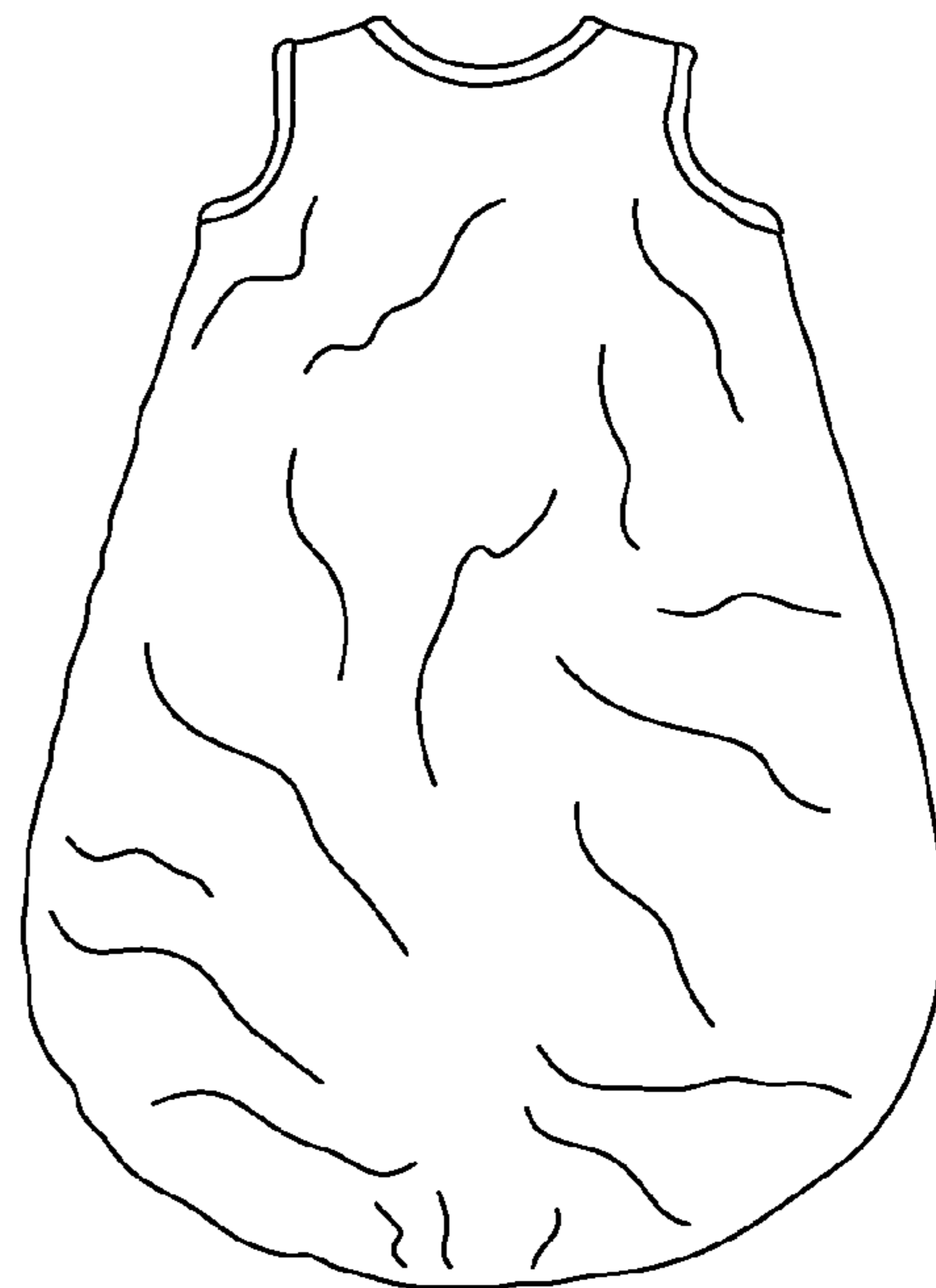


FIG. 3



FIG. 4



FIG. 5



FIG. 6

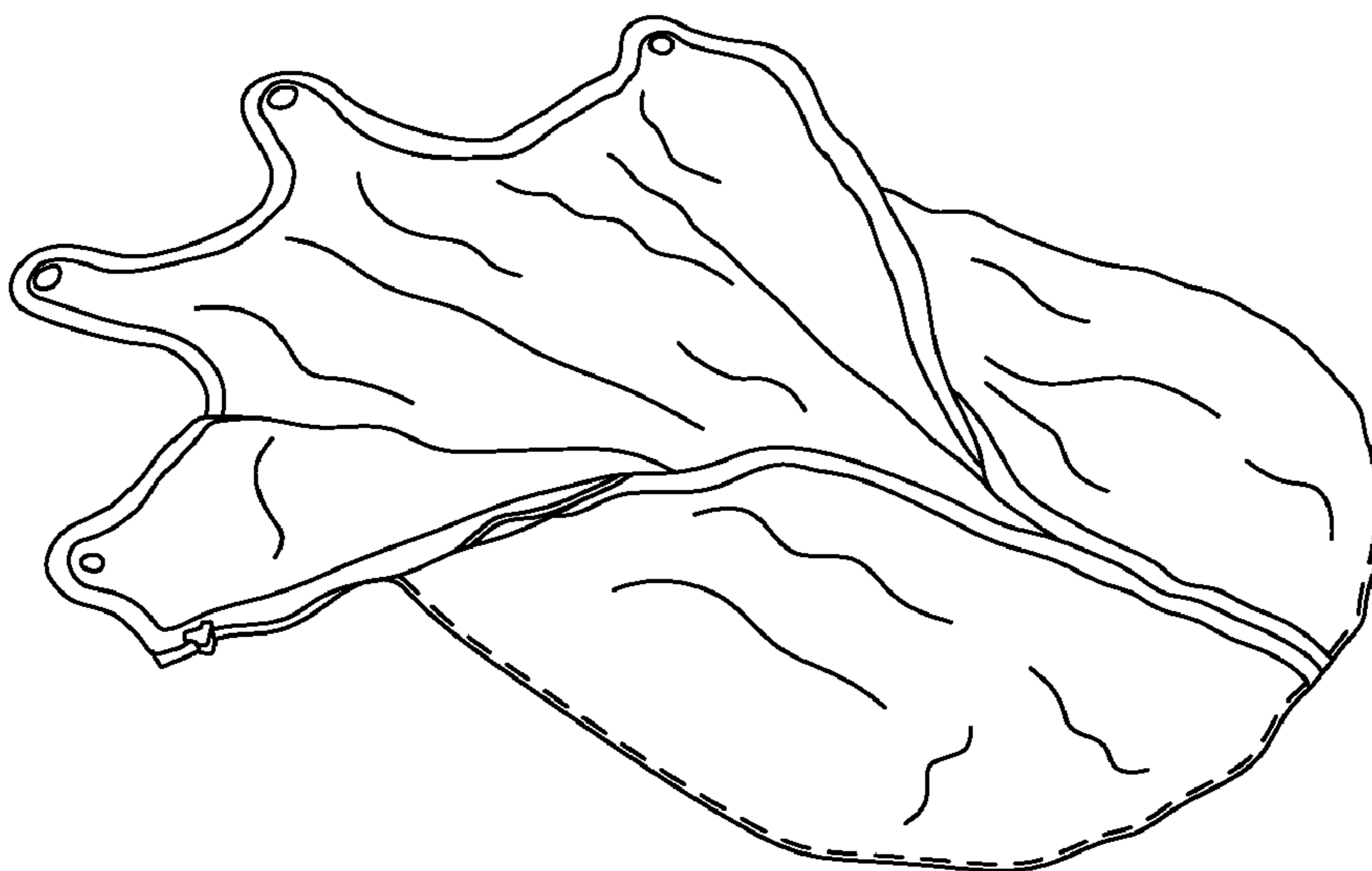


FIG. 7