



US00D633274S

(12) **United States Design Patent**  
**Baker**

(10) **Patent No.:** **US D633,274 S**

(45) **Date of Patent:** **\*\* Feb. 22, 2011**

(54) **BOTTLE SHAPED AUTOMATED TELLER MACHINE**

(75) Inventor: **Dennis Baker**, Medina, OH (US)

(73) Assignee: **Custom ATM, LLC**, Medina, OH (US)

(\*\*) Term: **14 Years**

(21) Appl. No.: **29/344,329**

(22) Filed: **Sep. 28, 2009**

(51) **LOC (9) Cl.** ..... **20-01**

(52) **U.S. Cl.** ..... **D99/28**

(58) **Field of Classification Search** ..... D99/28,  
D99/35, 43, 99; D18/3.1, 3.3, 12.1; D20/1,  
D20/2; D14/125, 129–130, 308, 387, 900;  
D25/7, 10, 16; D9/500, 516, 522, 530, 545,  
D9/549, 575; 109/2, 7, 9, 24.1, 28, 38–39,  
109/45, 47–50, 54, 59 R, 66, 70; 235/379;  
220/258.2, 258.5, 729; D6/397, 450, 457,  
D6/470, 510; D3/272–273, 294

See application file for complete search history.

(56) **References Cited**

**U.S. PATENT DOCUMENTS**

D378,275 S \* 3/1997 Rusnock et al. .... D9/545  
D461,674 S \* 8/2002 Dorney ..... D7/301  
D505,832 S \* 6/2005 Rosow ..... D7/515

D594,331 S \* 6/2009 Herb et al. .... D9/500  
D625,485 S \* 10/2010 Lee et al. .... D99/28

\* cited by examiner

*Primary Examiner*—Lisa P Lichtenstein

(74) *Attorney, Agent, or Firm*—Emerson Thomson Bennett;  
Roger D. Emerson, Esq.; Timothy D. Bennett, Esq.

(57) **CLAIM**

The ornamental design for a bottle shaped automated teller machine, as shown and described.

**DESCRIPTION**

FIG. 1 is a perspective view of a bottle shaped automated teller machine according to this invention;

FIG. 2 is a front view of the automated teller machine shown in FIG. 1;

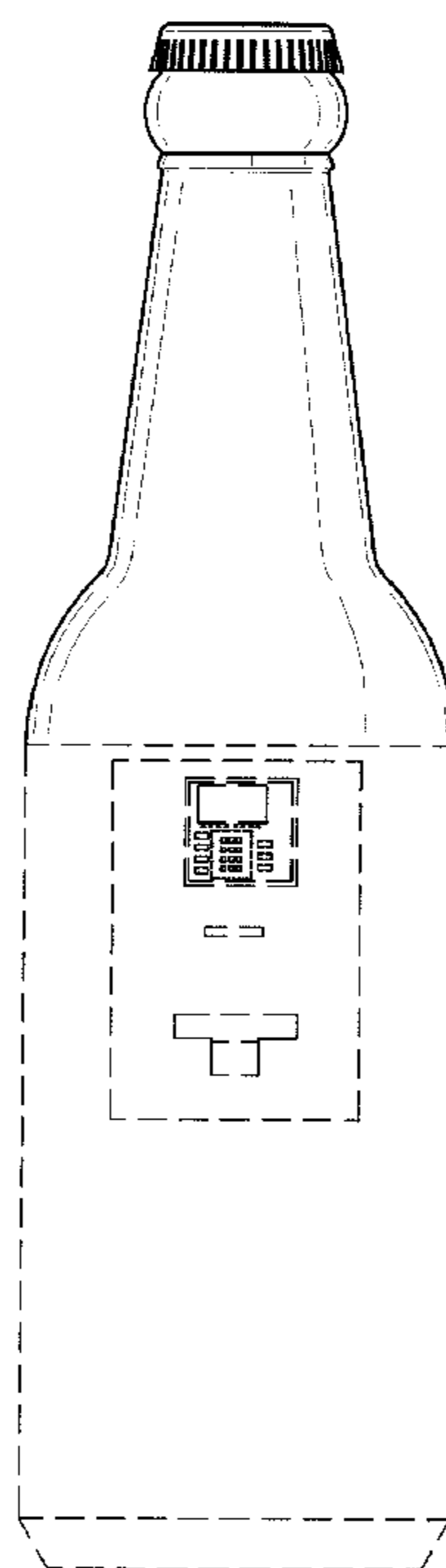
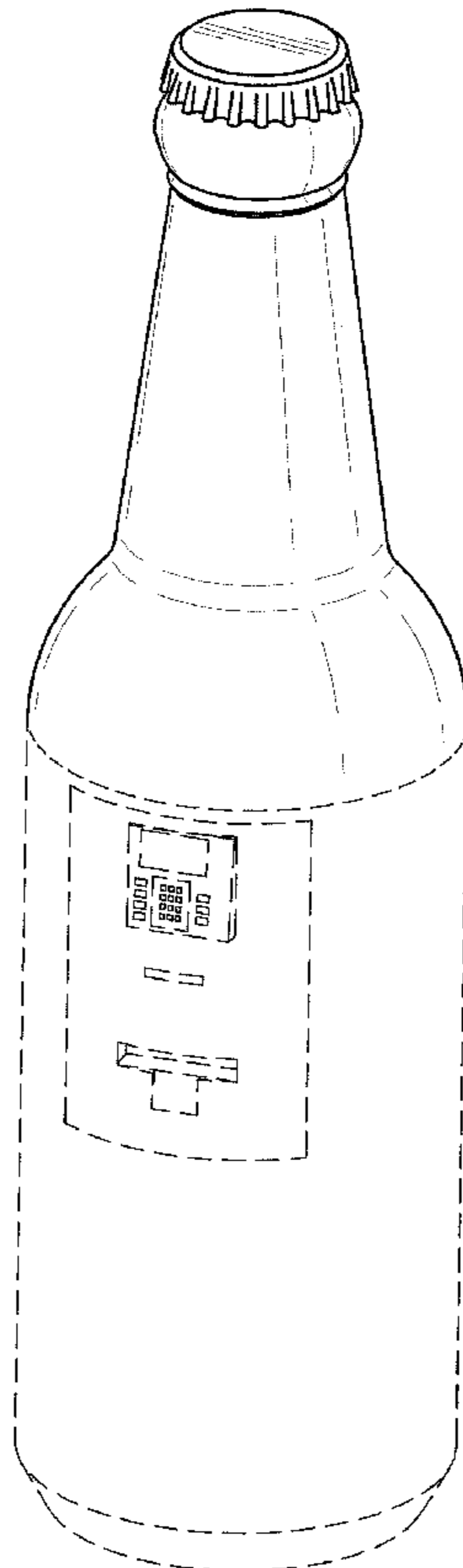
FIG. 3 is a reduced rear view of the automated teller machine shown in FIG. 1;

FIG. 4 is a reduced top view of the automated teller machine shown in FIG. 1; and,

FIG. 5 is a bottom view of the automated teller machine shown in FIG. 1.

The broken lines illustrate the environment in which the article embodying the design is used and form no part of the claimed design or of a specified embodiment thereof.

**1 Claim, 3 Drawing Sheets**



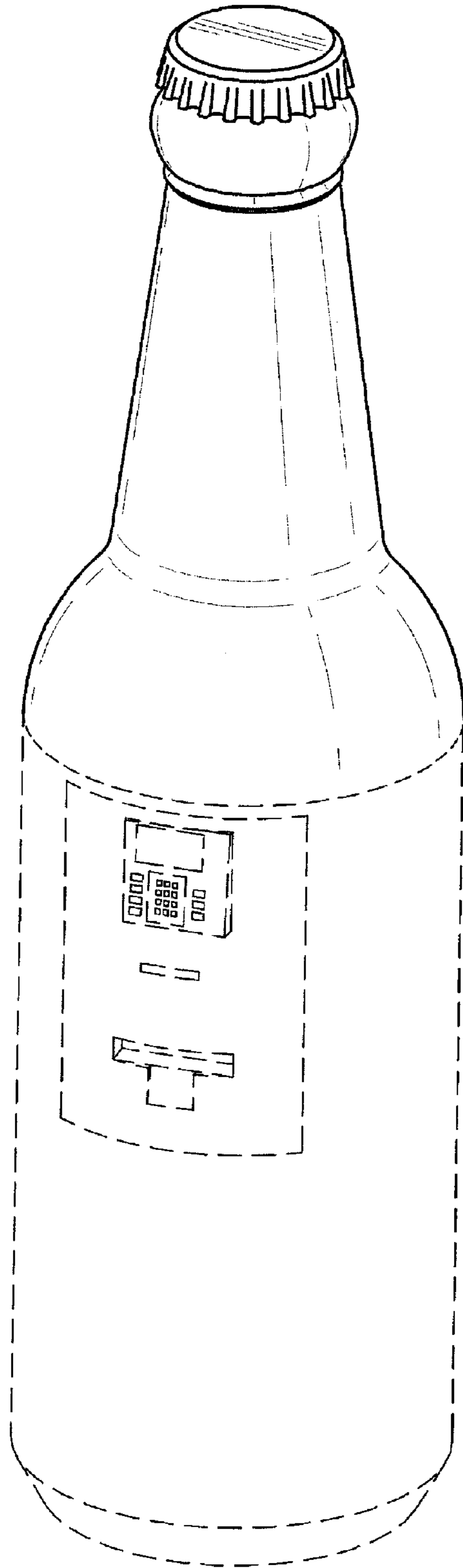


FIG.-1

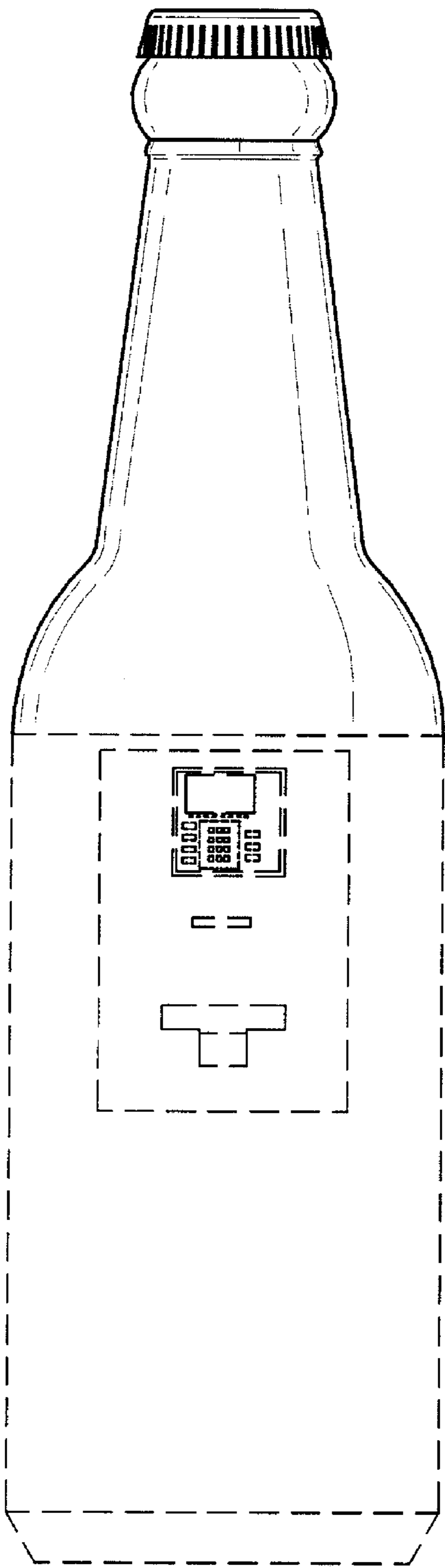


FIG.-2

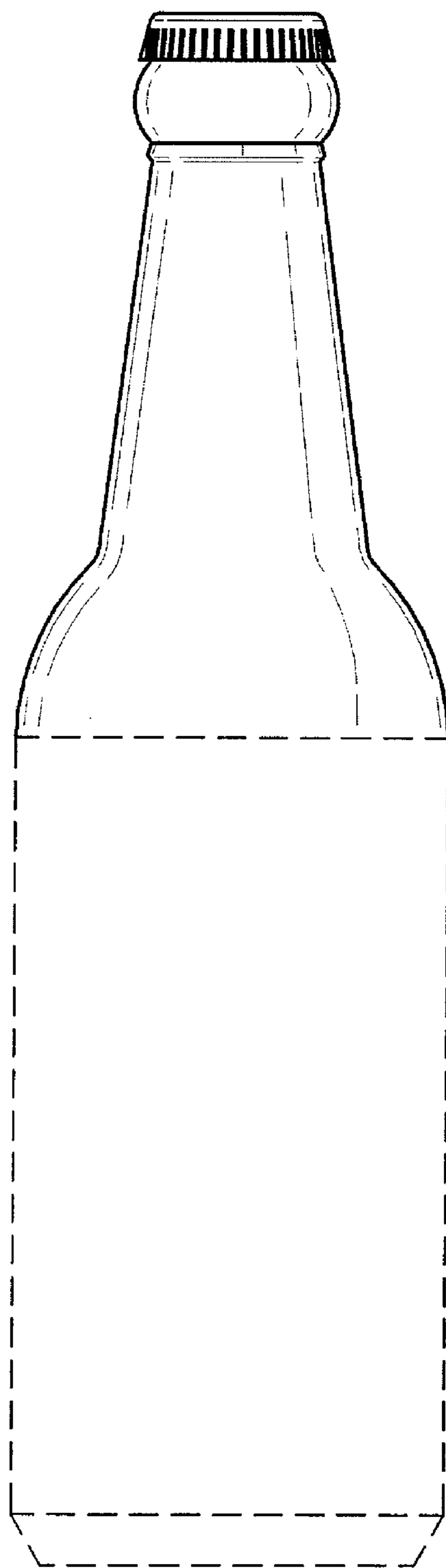


FIG.-3

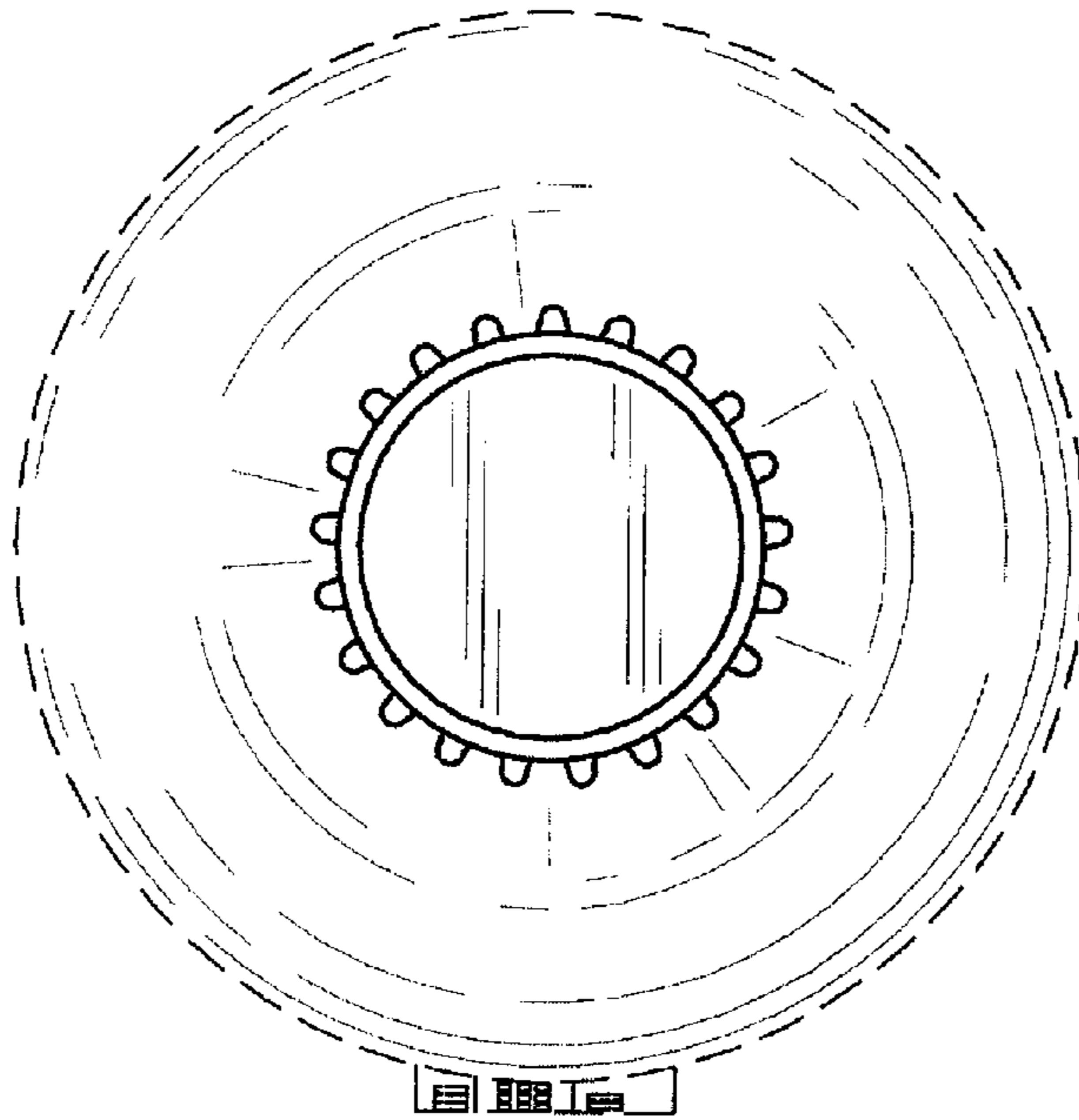


FIG.-4

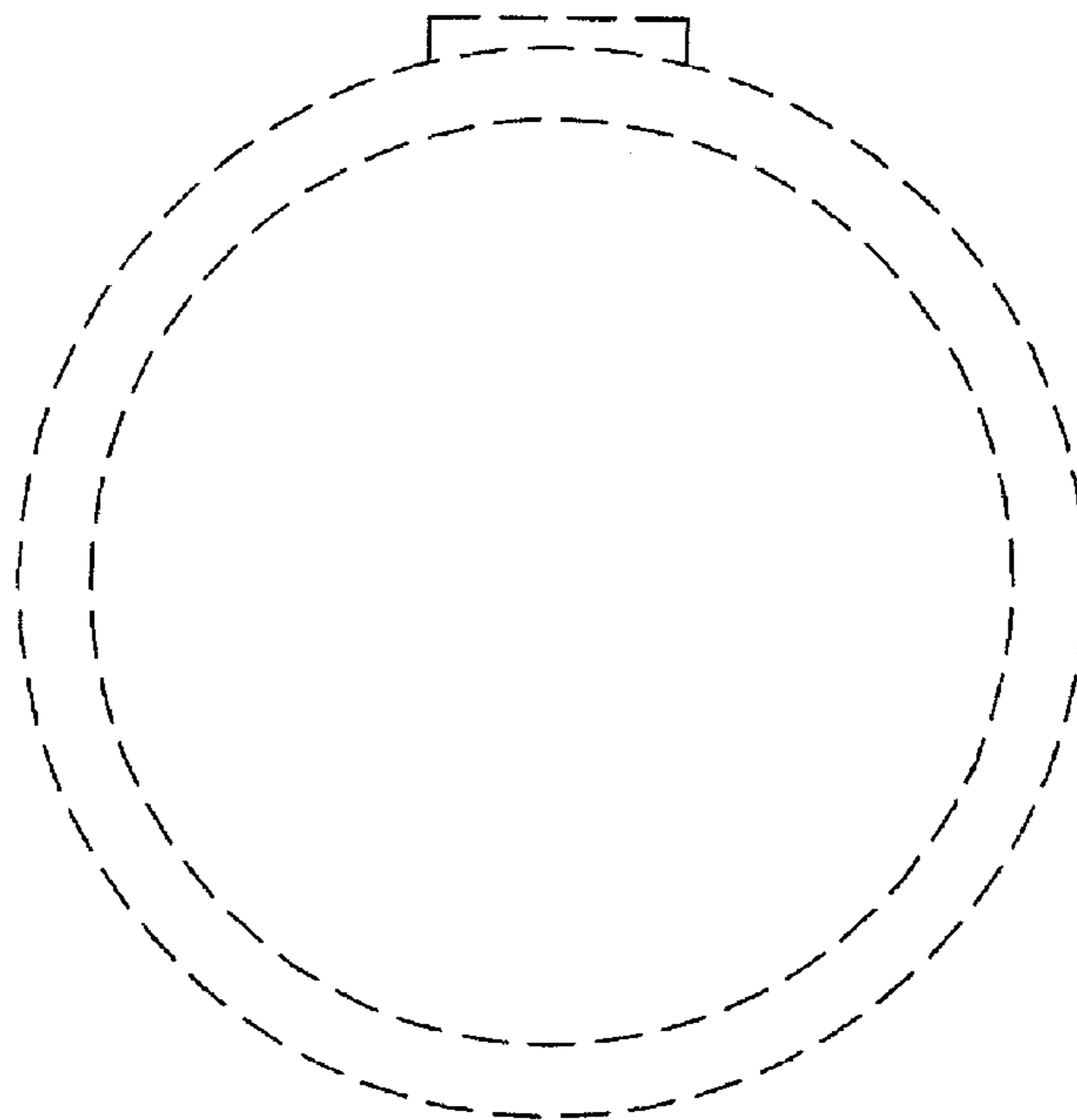


FIG.-5