

US00D633259S

(12) **United States Design Patent**
Haaf

(10) **Patent No.:** **US D633,259 S**
(45) **Date of Patent:** **** Feb. 22, 2011**

(54) **GROOM POST**
(75) Inventor: **David Haaf**, San Rafael, CA (US)
(73) Assignee: **Worldwise, Inc.**, San Rafael, CA (US)
(**) Term: **14 Years**
(21) Appl. No.: **29/368,813**
(22) Filed: **Aug. 30, 2010**
(51) **LOC (9) Cl.** **30-05**
(52) **U.S. Cl.** **D30/158**
(58) **Field of Classification Search** D30/158-160,
D30/199, 108-119, 161; 119/621, 612, 664,
119/706, 622, 623, 616, 611, 613, 627, 707,
119/600, 618, 620, 652, 28.5, 452, 453, 474,
119/482, 484, 496, 708; D24/213; 15/105,
15/160, 161, 110, DIG. 5, 104.92, 229.11,
15/114, 216, 88.3, 34, 21.1; 4/606, 622,
4/628, 615, 546, 574.1, 158, 17, 22, 70; 601/104,
601/158, 166, 99, 136, 114, 16; 223/114;
222/209; 401/183, 6; 392/379, 380, 485;
607/86, 87; 132/74.5; D23/214; D28/63,
D28/57, 56, 59; 239/251; D32/40, 45, 47;
D4/120; D21/510

See application file for complete search history.

(56) **References Cited**
U.S. PATENT DOCUMENTS

725,840 A * 4/1903 Hastings 452/145
2,054,233 A * 9/1936 Young 15/188
2,134,934 A * 11/1938 Wilhoit 15/23
2,694,221 A * 11/1954 Dura 452/145
2,694,826 A * 11/1954 Blakely 15/179
D175,353 S * 8/1955 Knapp D4/123
D175,354 S * 8/1955 Knapp D4/123
3,138,823 A * 6/1964 Langner 452/145
3,451,086 A * 6/1969 Burgett 15/23

3,739,416 A * 6/1973 Kurachi 15/23
3,747,152 A * 7/1973 Tsuruzawa 15/22.4
3,755,847 A * 9/1973 Liebscher 15/179
3,813,720 A * 6/1974 Sylvie 15/23
3,814,113 A * 6/1974 Morane et al. 132/229
D252,180 S * 6/1979 Zuber D7/694
4,209,685 A * 6/1980 Walter et al. 219/225
4,217,915 A * 8/1980 Gress et al. 132/271
4,368,376 A * 1/1983 Andis 219/222
D269,298 S * 6/1983 Oberheim D28/35
4,393,535 A * 7/1983 Kunz 15/169
D270,954 S * 10/1983 Mizobata et al. D28/35
4,422,201 A * 12/1983 McKay 15/104.002

(Continued)

Primary Examiner—Susan Moon Lee
(74) *Attorney, Agent, or Firm*—Bay Area Technology Law
Group PC

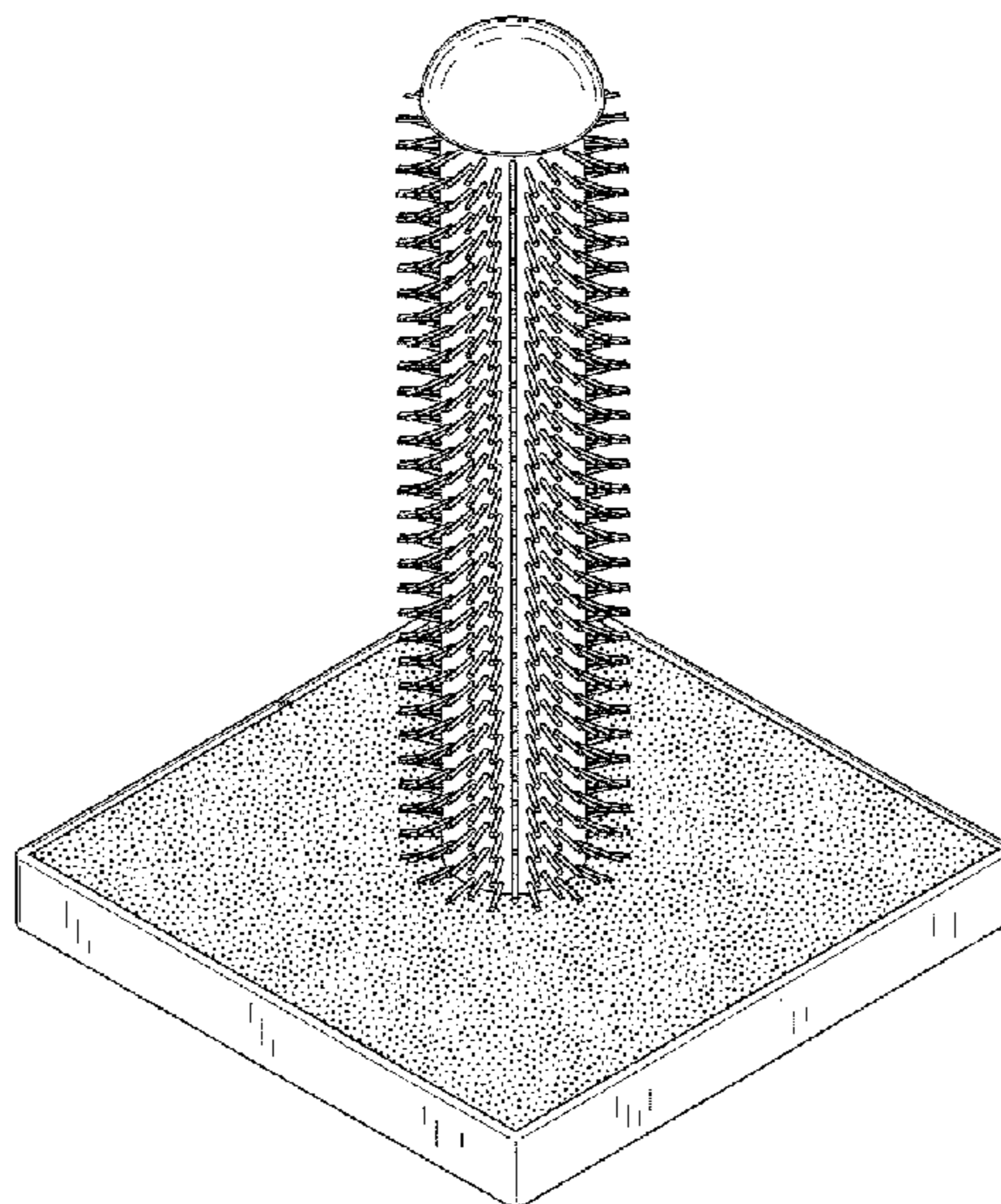
(57) **CLAIM**

The ornamental design for a groom post, as shown and
described.

DESCRIPTION

FIG. 1 is a perspective view of a groom post showing my new
design;
FIG. 2 is a front view of the groom post of FIG. 1;
FIG. 3 is a rear view of the groom post of FIG. 1;
FIG. 4 is a left side view of the groom post of FIG. 1;
FIG. 5 is a right side view of the groom post of FIG. 1;
FIG. 6 is a top plan view of the groom post of FIG. 1; and,
FIG. 7 is a bottom plan view of the groom post of FIG. 1.

1 Claim, 4 Drawing Sheets



US D633,259 S

Page 2

U.S. PATENT DOCUMENTS

4,430,808	A *	2/1984	Toyomi et al.	34/97	D365,971	S *	1/1996	Brockmann	D7/682
4,496,825	A *	1/1985	Andis	219/222	5,500,971	A *	3/1996	Springmann	15/23
4,557,619	A *	12/1985	DeVincentis	401/190	5,709,003	A *	1/1998	Batch	15/106
D294,743	S *	3/1988	Seki et al.	D28/35	D401,815	S *	12/1998	Filipovic	D7/682
D306,357	S *	2/1990	Scorgie	D28/35	5,951,894	A *	9/1999	White, Jr.	219/222
D308,098	S *	5/1990	Lievonen et al.	D24/211	6,070,596	A *	6/2000	Altamore	132/224
4,936,027	A *	6/1990	Tsuji	34/90	6,094,837	A *	8/2000	Cantor	34/97
4,979,257	A *	12/1990	Heneveld	15/104.002	D432,792	S *	10/2000	Sivan	D4/136
5,046,516	A *	9/1991	Barradas	132/232	D450,154	S *	11/2001	Amante	D28/35
D323,246	S *	1/1992	Best et al.	D4/122	6,502,585	B1 *	1/2003	Mazzei et al.	132/237
D336,784	S *	6/1993	Yen	D4/122	D469,924	S *	2/2003	Farrell	D28/37
D339,210	S *	9/1993	Classen	D28/15	D476,443	S *	6/2003	Ohta et al.	D28/18
D341,427	S *	11/1993	Koll	D24/211	2003/0052115	A1 *	3/2003	Leung	219/222
D364,230	S *	11/1995	Schweisfurth	D24/211	2003/0192564	A1 *	10/2003	Johnson	132/119.1

* cited by examiner

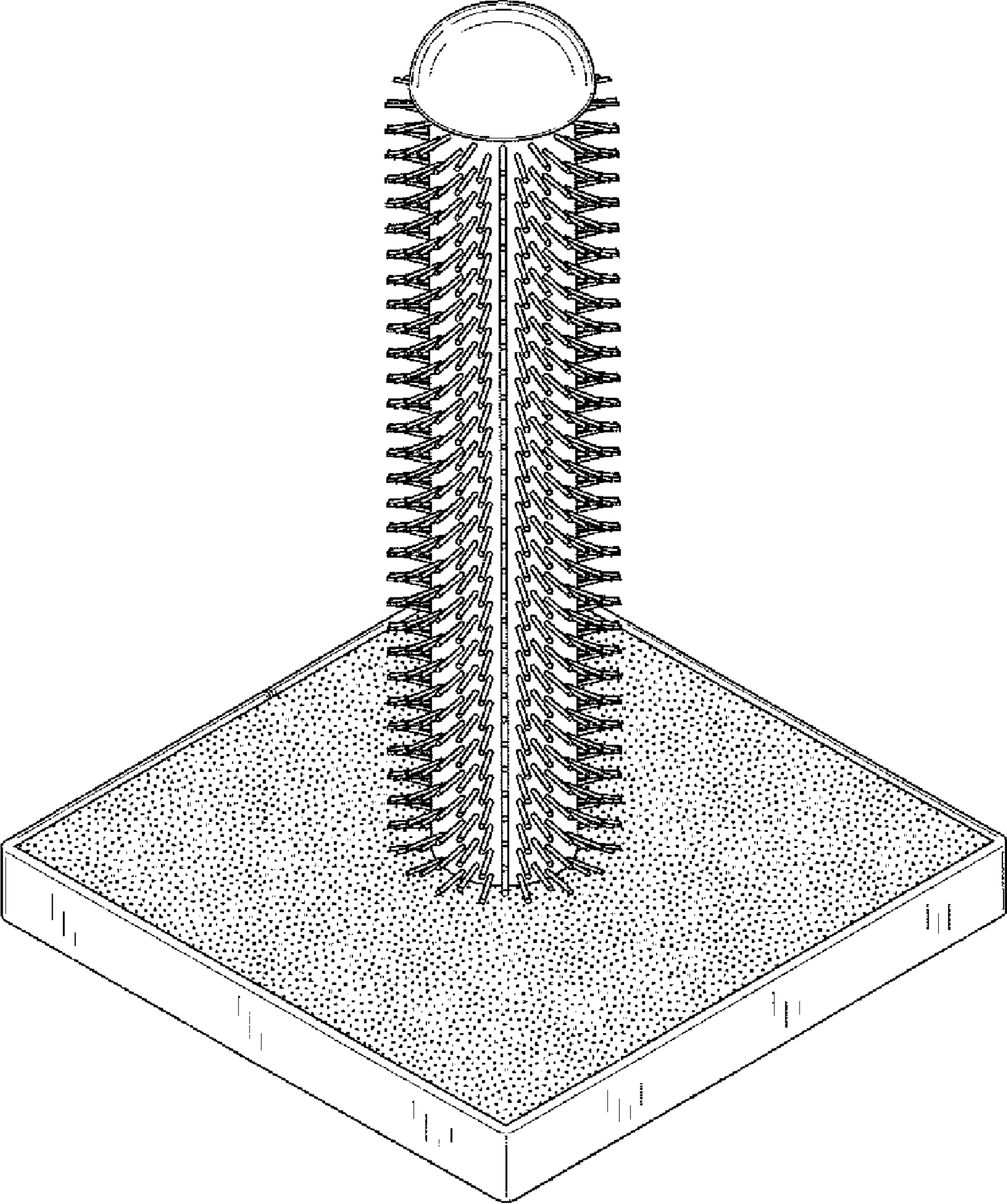


FIG. 1

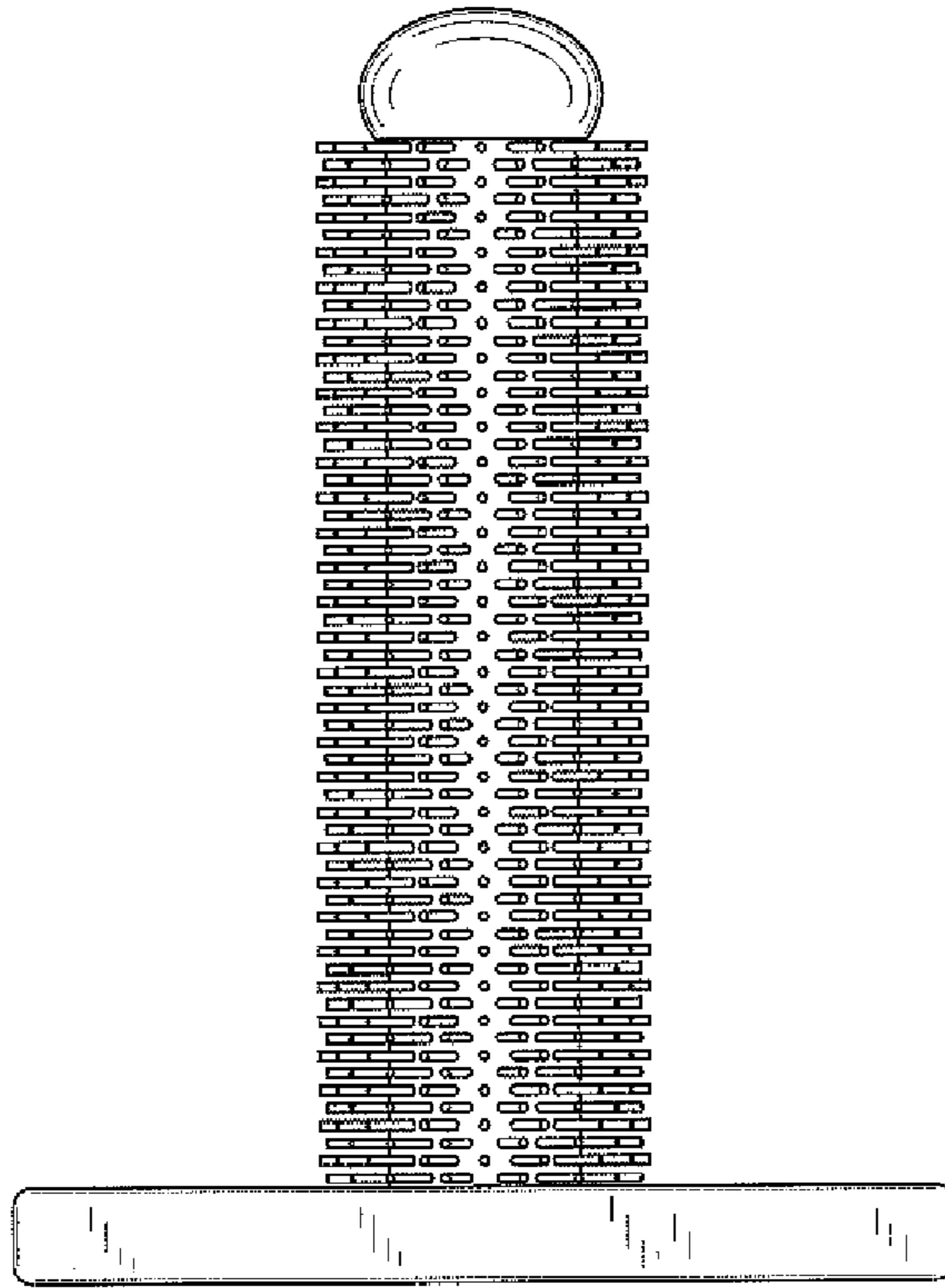


FIG. 2

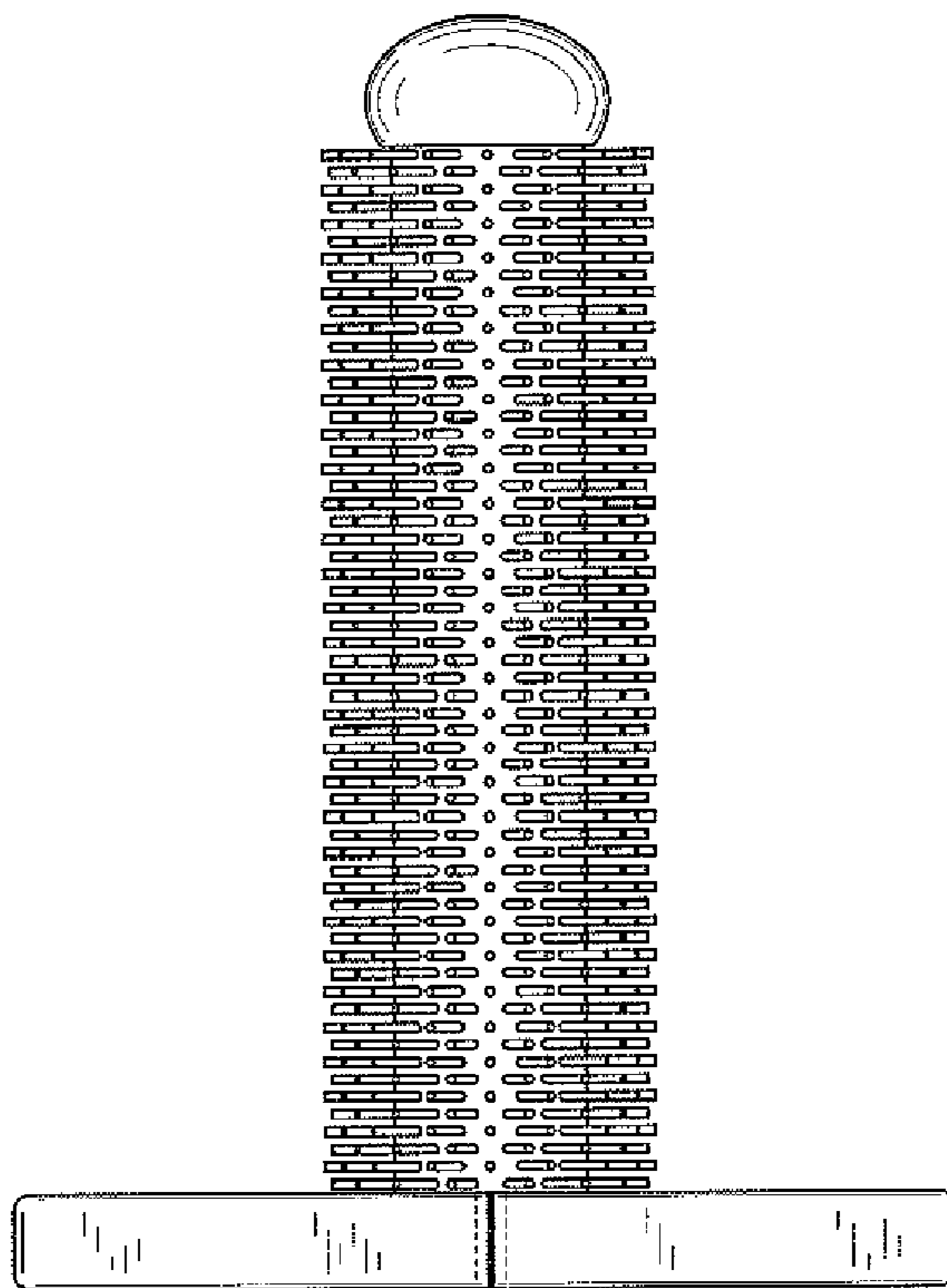


FIG. 3




FIG. 4




FIG. 5




FIG. 6

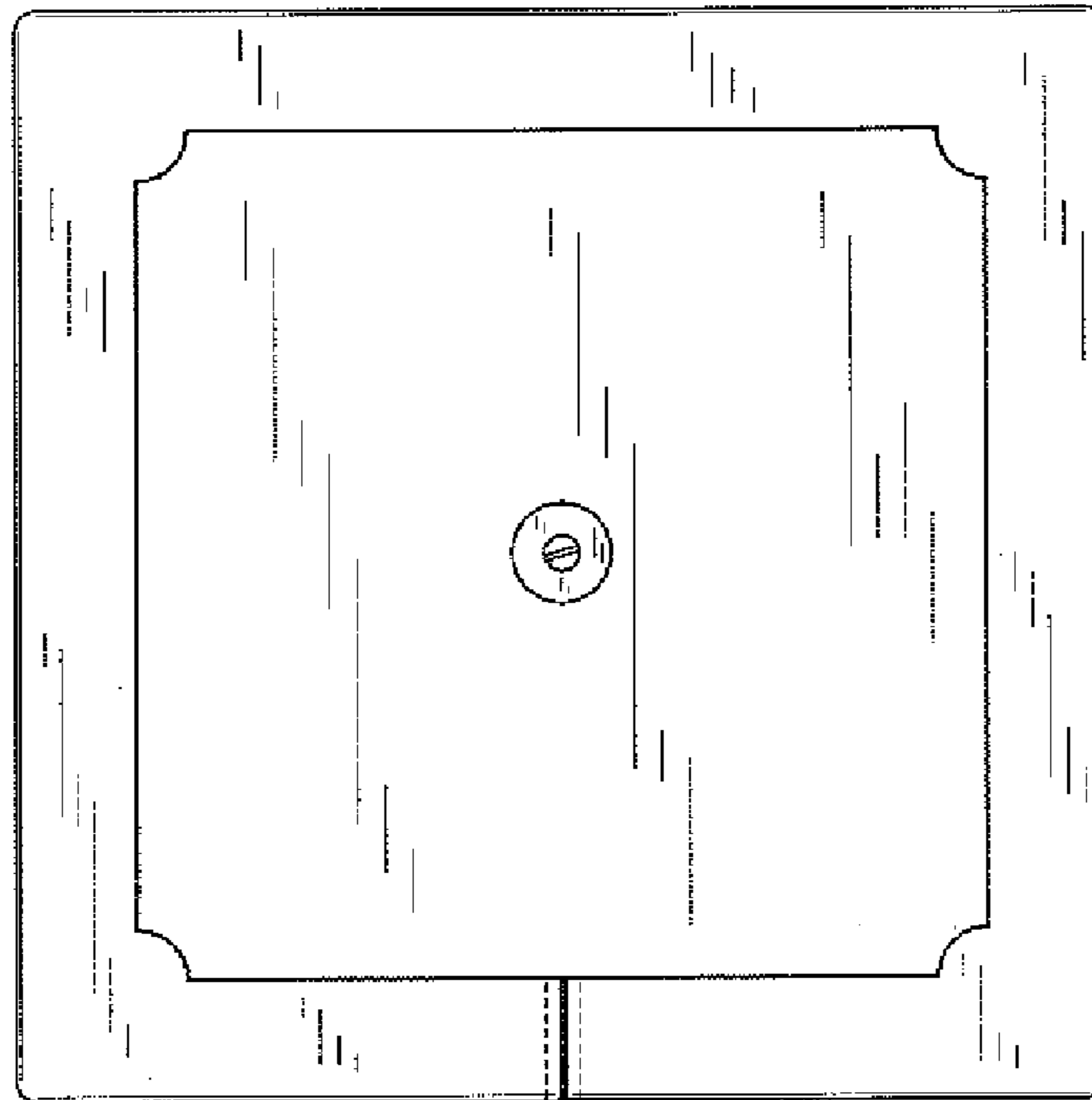


FIG. 7