



US00D633251S

(12) **United States Design Patent**  
**Rowland et al.**

(10) **Patent No.:** **US D633,251 S**

(45) **Date of Patent:** **\*\* Feb. 22, 2011**

(54) **HANDLE**

(75) Inventors: **Aileen Rowland**, Sag Harbour, NY (US); **Anil Kalyanpur**, Edison, NJ (US); **John Cadenhead**, Jersey City, NJ (US); **Lynne Florio**, New York, NY (US)

(73) Assignee: **La Prairie, Inc.**, New York, NY (US)

(\*\*) Term: **14 Years**

(21) Appl. No.: **29/327,439**

(22) Filed: **Nov. 5, 2008**

(51) **LOC (9) Cl.** ..... **28-02**

(52) **U.S. Cl.** ..... **D28/7**

(58) **Field of Classification Search** ..... D28/7,  
D28/63, 91.2; D24/119; 15/104.94, 209.1,  
15/210.1; 401/136; 601/138

See application file for complete search history.

(56) **References Cited**

**U.S. PATENT DOCUMENTS**

D388,535 S	*	12/1997	Per-Lee	.....	D28/7
D431,675 S	*	10/2000	Rennie	.....	D28/7
D447,279 S	*	8/2001	Altobellis et al.	.....	D28/7
D460,580 S	*	7/2002	Angeletta	.....	D28/7
D512,794 S	*	12/2005	Angeletta	.....	D28/7
D613,452 S	*	4/2010	Angeletta	.....	D28/7

\* cited by examiner

*Primary Examiner*—Janice E Seeger

*Assistant Examiner*—Zenia I Bennett

(74) *Attorney, Agent, or Firm*—SNR Denton US LLP

(57) **CLAIM**

The ornamental design for the handle for skin care product applicator, as shown and described.

**DESCRIPTION**

FIG. 1 is a perspective view of the handle for skin care product applicator;

FIG. 2 is a top view of the handle for skin care product applicator;

FIG. 3 is a front view of the handle for skin care product applicator;

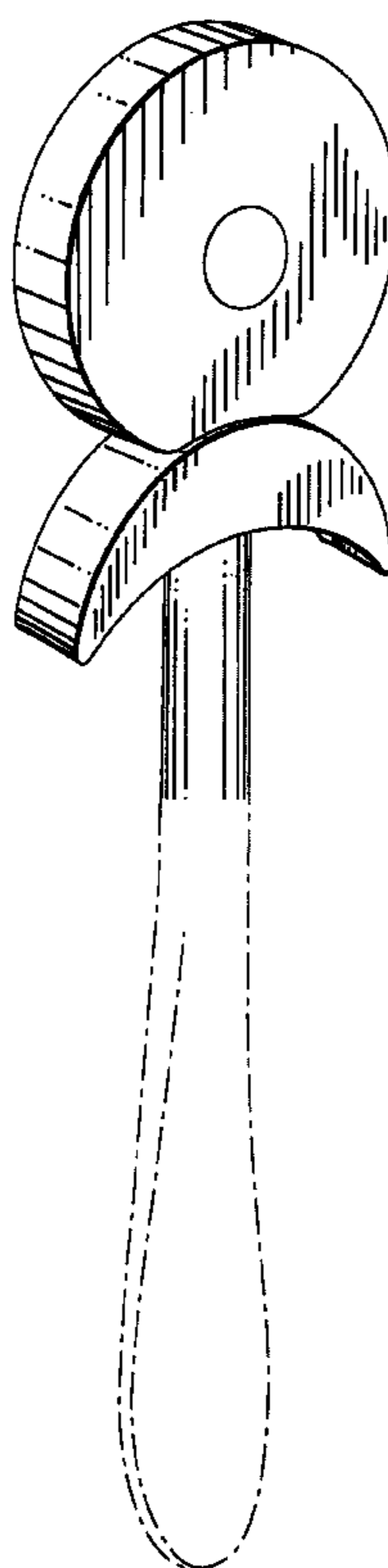
FIG. 4 is a side view of the handle for skin care product applicator;

FIG. 5 is a rear view of the handle for skin care product applicator; and,

FIG. 6 is a bottom view of the handle for skin care product applicator.

The broken lines in the drawing are for illustrative purposes only and form no part of the claimed design.

**1 Claim, 3 Drawing Sheets**



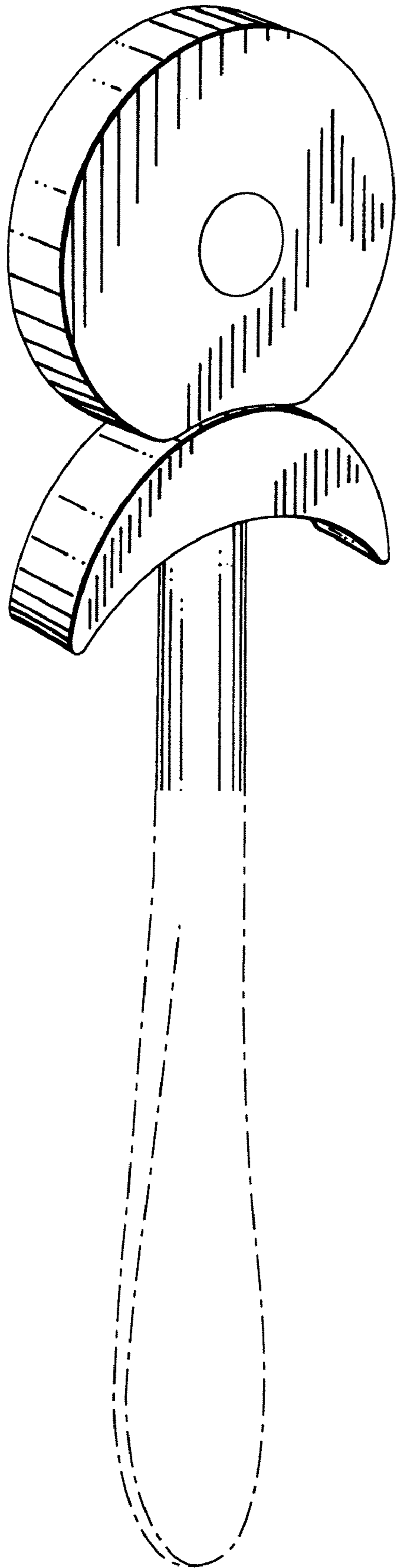


FIG. 1

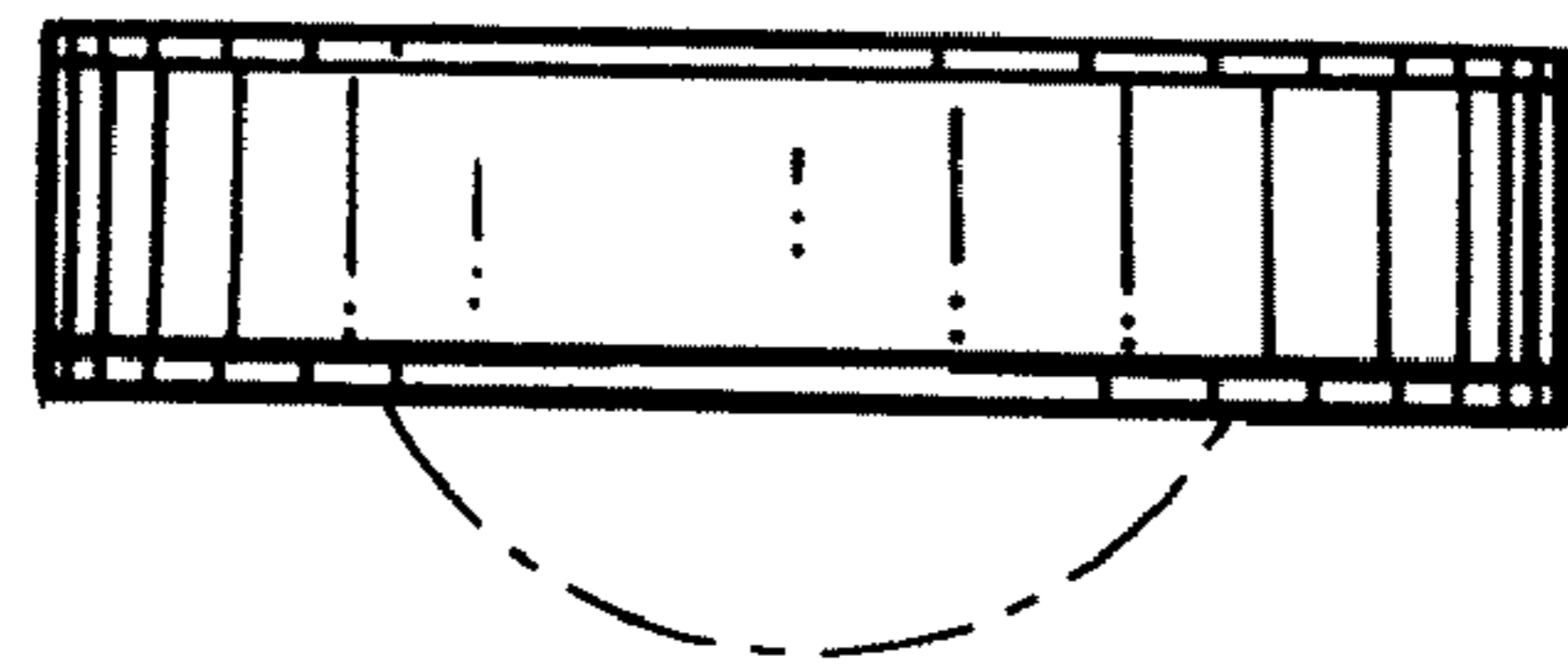


FIG. 2

FIG. 3

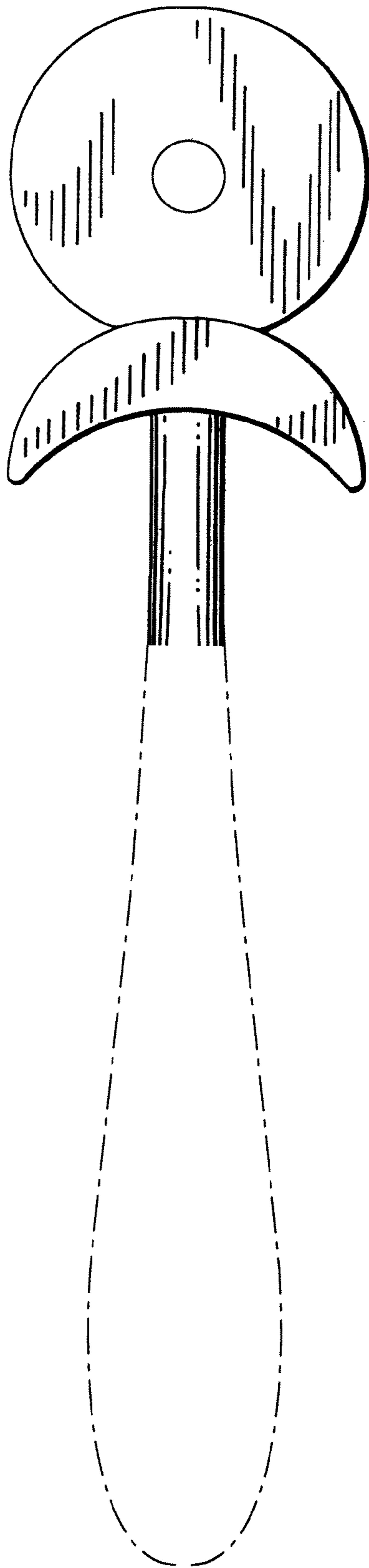



FIG. 4



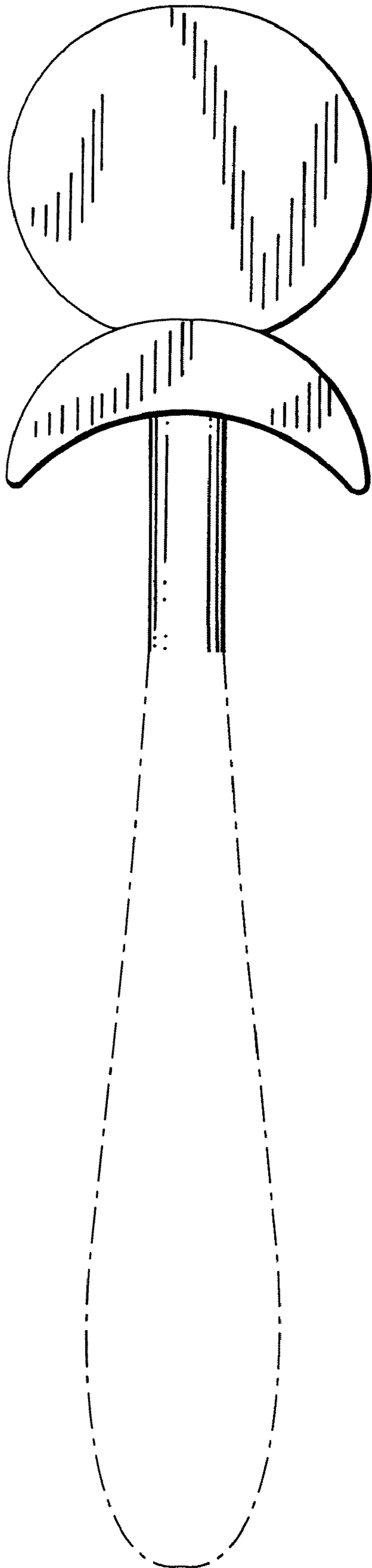


FIG. 5

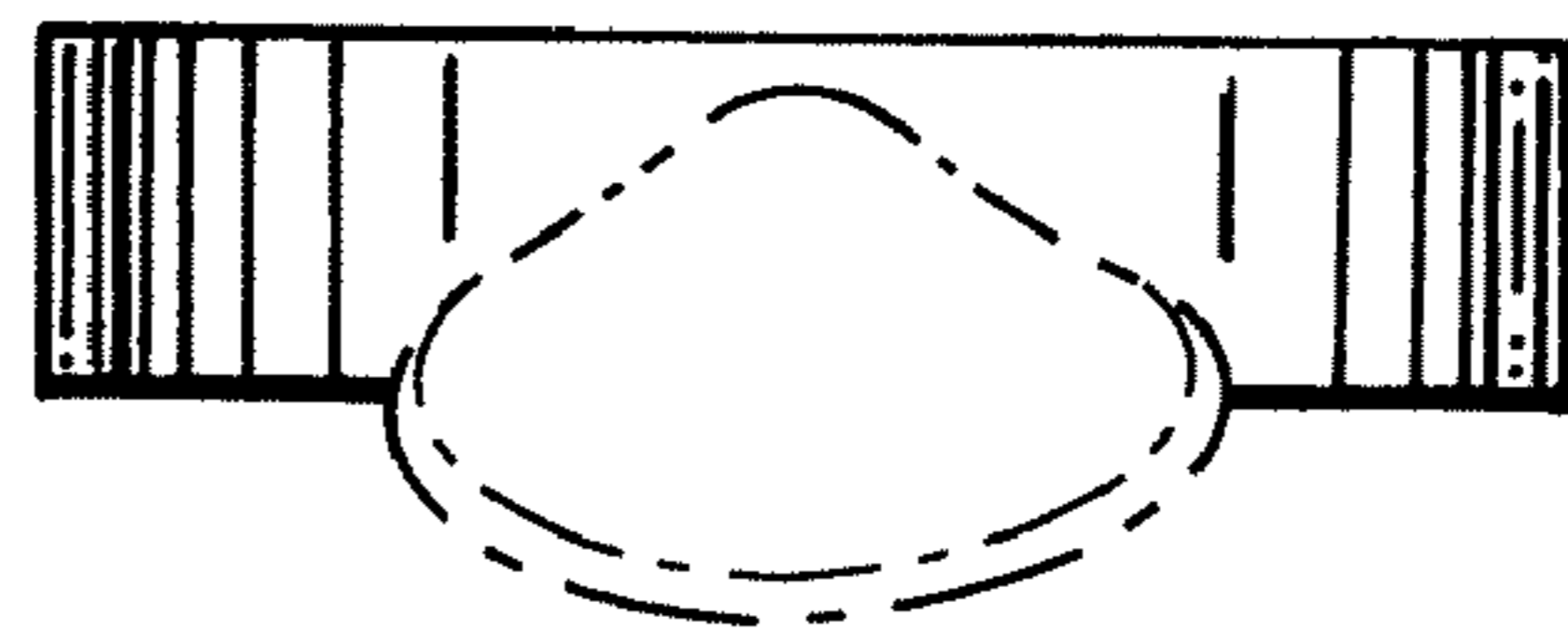


FIG. 6